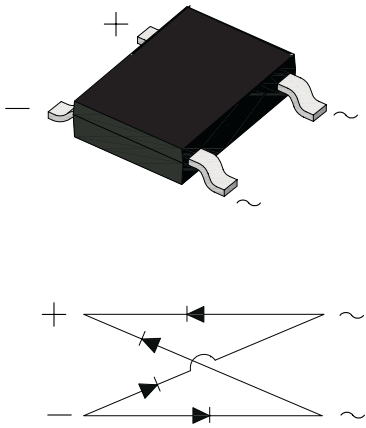




**0.8 Amp. Miniature Single Phase Glass Passivated Fast Recovery Surface Mount Bridge Rectifier**

<p><b>TO-269AA (MBS)</b></p> 	<p><b>Voltage</b> 200 V to 600 V</p>	<p><b>Current</b> 0.8 A</p>	
	<p><b>FEATURES</b></p> <ul style="list-style-type: none"> <li>Saves space on printed circuit boards</li> <li>Ideal for automated placement</li> <li>High surge current capability</li> <li>Fast recovery, low switching loss</li> <li>Solder dip 260°C, 10s</li> <li>Component in accordance to RoHS 2011/65/EU and WEEE 2002/96/EC</li> <li>Meets MSL level 1, per J-STD-020, LF maximum peak of 260° C</li> </ul>		  <b>RoHS</b> COMPLIANT
	<p><b>MECHANICAL DATA</b></p> <ul style="list-style-type: none"> <li><b>Case:</b> TO-269AA (MBS). Epoxy meets UL 94V-0 flammability rating.</li> <li><b>Polarity:</b> As marked on body.</li> <li><b>Terminals:</b> Matte tin plated leads, solderable per MIL-STD-750 Method 2026, J-STD-002 and JESD22-B102. Consumer grade, meets JESD 201 class 2 whisker test.</li> </ul>		
	<p><b>TYPICAL APPLICATIONS</b> Used in general purpose ac-to-dc bridge full wave rectification for power supply, lighting ballaster, Battery charger, home appliances, office equipment, and terlecommunication applications.</p>		

**Maximun Ratings and Electrical Characteristics at 25°C**

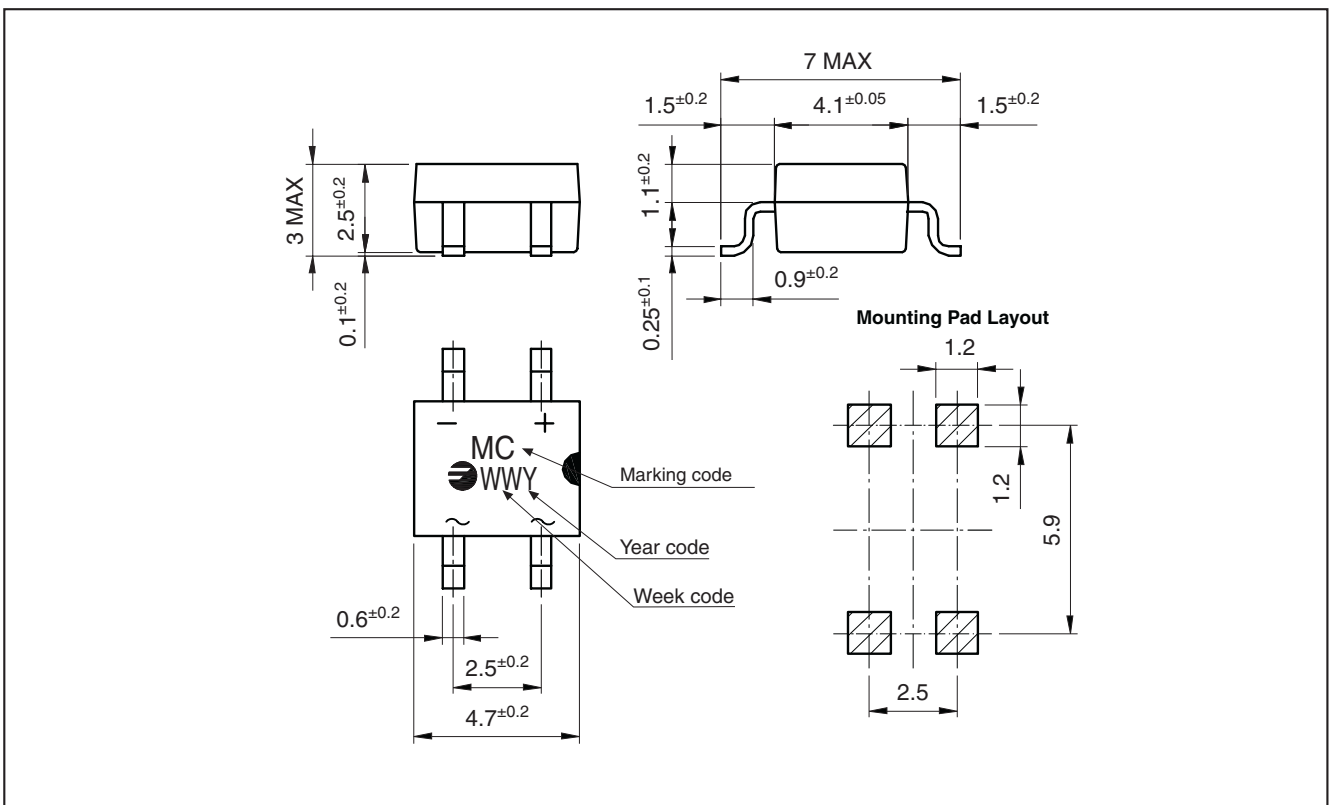
Marking Code		RMB2S	RMB4S	RMB6S
		RMB2	RMB4	RMB6
$V_{RRM}$	Maximum Recurrent Peak Reverse Voltage (V)	200	400	600
$V_{RMS}$	Maximum RMS Voltage (V)	140	280	420
$V_{DC}$	Maximum DC Blocking Voltage (V)	200	400	600
$I_{F(AV)}$	Maximum Average Forward Output Current On glass-epoxy P.C.B. On aluminum substrate		0.5 A 0.8 A	
$I_{FSM}$	Peak Forward Surge Current 8.3 ms Single Half Sine-Wave Superimposed on Rated Load (JEDEC Method)		30 A	
$V_F$	Maximum Instantaneous Forward Voltage @ 0.4 A		1.0 V	
$I_R$	Maximum DC Reverse Current @ $T_a = 25\text{ }^\circ\text{C}$ at Rated DC Blocking Voltage @ $T_a = 125\text{ }^\circ\text{C}$		5 $\mu\text{A}$ 100 $\mu\text{A}$	
$T_{rr}$	Maximum Reverse Recovery Time from $I_F = 0.5\text{ A}$ , $I_R = 1\text{ A}$ , $I_{RR} = 0.25\text{ A}$		150 ns	
$C_j$	Typical Junction Capacitance Per Leg		13 pF	
$R_{th(j-a)}$	Typical Thermal Resistance Per Leg		85 $^\circ\text{C/W}$	
$T_j$	Operating Temperature Range		-55 to + 150 $^\circ\text{C}$	
$T_{stg}$	Storage Temperature Range		-55 to + 150 $^\circ\text{C}$	

0.8 Amp. Miniature Single Phase Glass Passivated Fast Recovery Surface Mount Bridge Rectifier

Ordering information

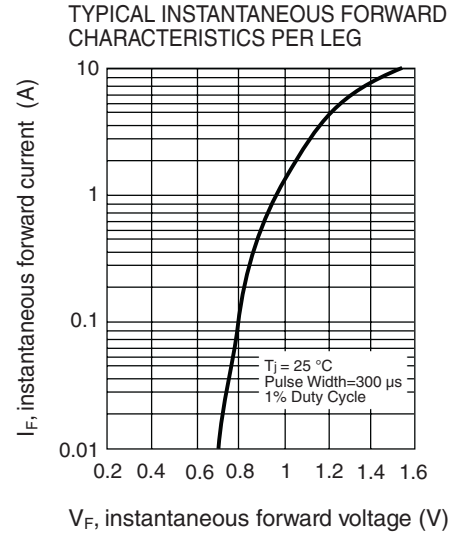
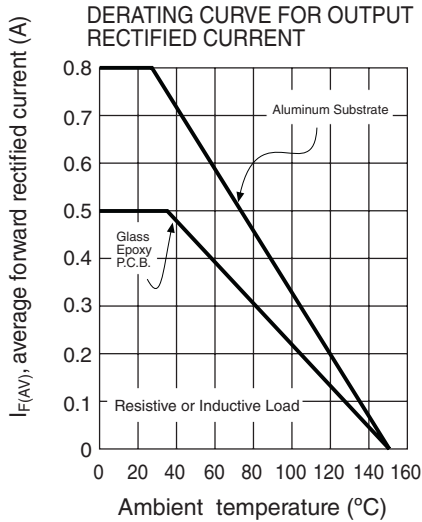
PREFERRED P/N	PACKAGE CODE	DELIVERY MODE	BASE QUANTITY	UNIT WEIGHT (g)
RMB6S TR	TR	13" diameter tape and reel	3,000	0.22

Package Outline Dimensions: (mm) TO-269AA (MBS)

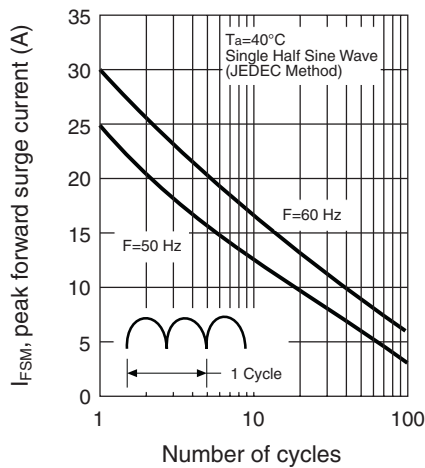


0.8 Amp. Miniature Single Phase Glass Passivated Fast Recovery Surface Mount Bridge Rectifier

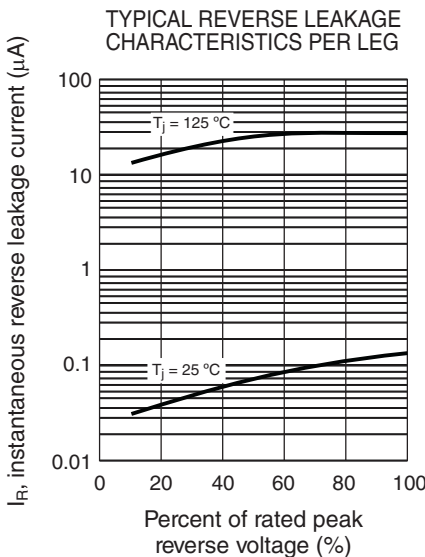
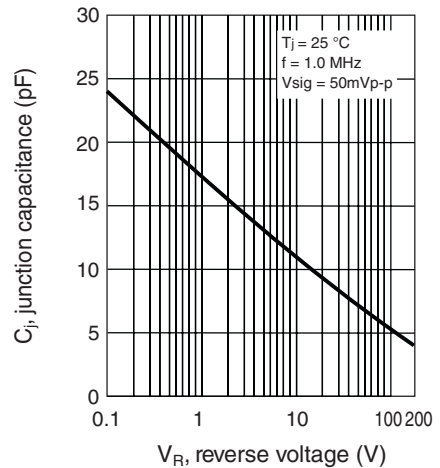
Ratings and Characteristics (Ta 25 °C unless otherwise noted)



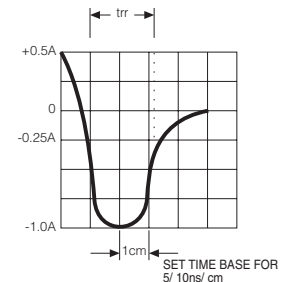
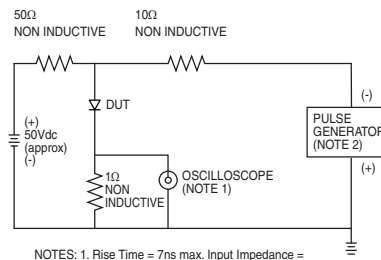
MAXIMUM NON-REPETITIVE PEAK FORWARD SURGE CURRENT PER LEG



TYPICAL JUNCTION CAPACITANCE PER LEG



REVERSE RECOVERY TIME CHARACTERISTIC AND TEST CIRCUIT DIAGRAM



NOTES: 1. Rise Time = 7ns max. Input Impedance = 1 megohm 22 pf  
 2. Rise Time = 10 ns max. Source Impedance = 50 ohms

**0.8 Amp. Miniature Single Phase Glass Passivated Fast Recovery Surface Mount Bridge Rectifier**

## Disclaimer

All product, product specifications and data are subject to change without notice to improve reliability, function or design or otherwise.

Fagor Electrónica, S.Coop., its affiliates, agents, and employees, and all persons acting on its or their behalf (collectively, "Fagor"), disclaim any and all liability for any errors, inaccuracies or incompleteness contained in any datasheet or in any other disclosure relating to any product.

Fagor makes no warranty, representation or guarantee regarding the suitability of the products for any particular purpose or the continuing production of any product. To the maximum extent permitted by applicable law, Fagor disclaims (i) any and all liability arising out of the application or use of any product, (ii) any and all liability, including without limitation special, consequential or incidental damages, and (iii) any and all implied warranties, including warranties of fitness for particular purpose, non-infringement and merchantability.

Statements regarding the suitability of products for certain types of applications are based on Fagor's knowledge of typical requirements that are often placed on Fagor products in generic applications. Such statements are not binding statements about the suitability of products for a particular application. It is the customer's responsibility to validate that a particular product with the properties described in the product specification is suitable for use in a particular application. Parameters provided in datasheets and/or specifications may vary in different applications and performance may vary over time. All operating parameters, including typical parameters, must be validated for each customer application by the customer's technical experts. Product specifications do not expand or otherwise modify Fagor's terms and conditions of purchase, including but not limited to the warranty expressed therein.

Except as expressly indicated in writing, Fagor products are not designed for use in medical, life-saving, or life-sustaining applications or for any other application in which the failure of the Fagor product could result in personal injury or death. Customers using or selling Fagor products not expressly indicated for use in such applications do so at their own risk and agree to fully indemnify and hold Fagor and its distributors harmless from and against any and all claims, liabilities, expenses and damages arising or resulting in connection with such use or sale, including attorneys fees, even if such claim alleges that Fagor or its distributor was negligent regarding the design or manufacture of the part. Please contact authorized Fagor personnel to obtain written terms and conditions regarding products designed for such applications.

No license, express or implied, by estoppel or otherwise, to any intellectual property rights is granted by this document or by any conduct of Fagor, Product names and markings noted herein may be trademarks of their respective owners.