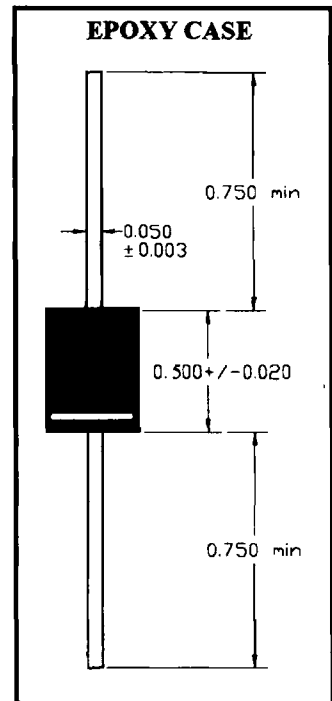
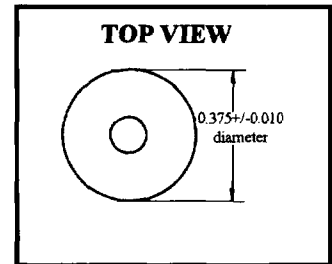


15KP17A
thru
15KP280A

15,000 WATT TRANSIENT VOLTAGE SUPPRESSOR

AVAILABLE IN VOLTAGES FROM 19.9V THRU 327.5V

The NES 15KP series of transient suppressor diodes are designed to protect electronic equipment from failure due to high voltage transients. Because of their special internal design, rapid junction cooling under pulse power stress is possible. This characteristic makes these devices especially useful in the protection of airborne, telephone and other industrial types of equipment normally subject to large voltage transients. As protective devices they are intended to be used as voltage clamps under sustained voltage stress until normal fusing devices open the circuits. The normal failure mode under sustained current overload is short circuit.



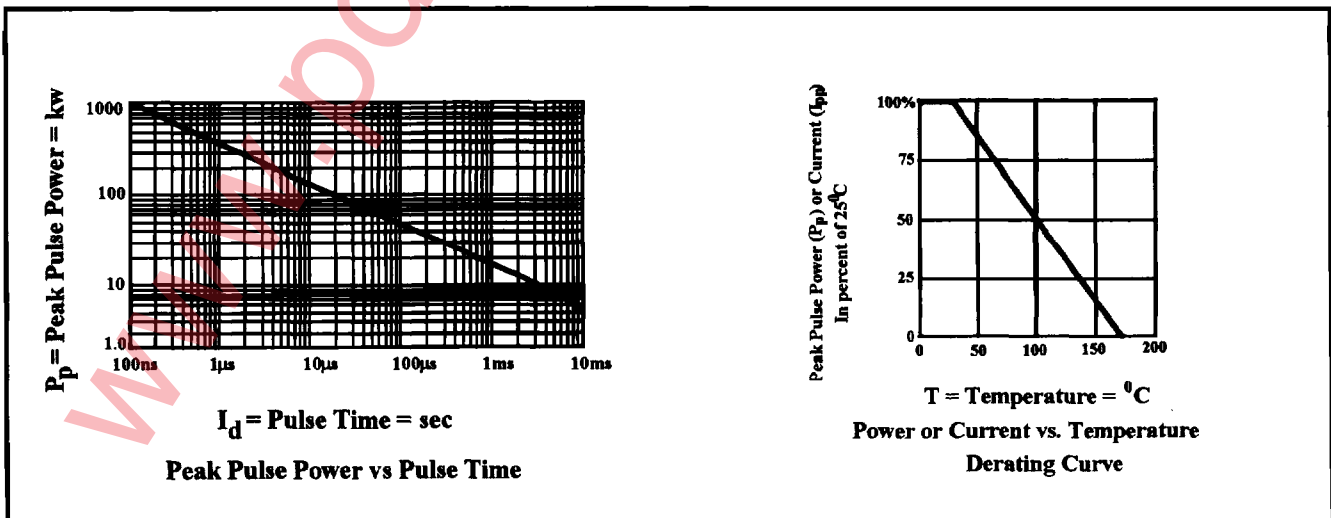
MAXIMUM RATINGS:

- 15,000 Watts of Peak Pulse Power Dissipation @ 25°C
- Voltage clamping (0 volts to BV min): $< 1 \times 10^{-12}$ seconds
- Operating and Storage Temperature: -35°C to +150°C
- Steady State Power Dissipation: 7.0 watts @ T_A = 25°C
- Repetition Rate (Duty Cycle): 0.05%

FEATURES:

- EPOXY CASE
- MATTE TIN PLATED COPPER LEADS
- POLARITY BAND DENOTES CATHODE END
- MONOPOLAR DESIGN
- CUSTOM DESIGNS AVAILABLE*

*CONSULT FACTORY



NEW ENGLAND SEMICONDUCTOR

15KP17A thru 15KP280A

Part Number*	Reverse Stand-off voltage V_R volts	Breakdown Voltage BV @ volts	I_T mA	Maximum clamping volt @ I_{PP} (1mSec) V_c Volts	Maximum Reverse Leakage I_R @ V_R μA	Maximum Peak Pulse Current I_{PP} A	Max. Volt. Var of BV mV/ C
15KP17A	17	19.9	50	29.3	5000	512	17
15KP18A	18	21.0	50	30.9	5000	485	18
15KP20A	20	23.3	20	34.3	1500	437	21
15KP22A	22	25.6	10	37.1	500	404	24
15KP24A	24	28.0	5	40.7	150	369	27
15KP26A	26	30.4	5	44.0	50	341	29
15KP28A	28	32.7	5	47.5	25	316	31
15KP30A	30	35.0	5	50.7	15	296	34
15KP33A	33	38.6	5	54.8	10	274	38
15KP36A	36	42.1	5	59.7	10	251	41
15KP40A	40	46.7	5	65.8	10	228	46
15KP43A	43	50.3	5	69.7	10	215	50
15KP46A	46	52.6	5	73.0	10	205	52
15KP48A	48	56.1	5	77.7	10	193	56
15KP51A	51	60.1	5	82.8	10	181	60
15KP54A	54	63.1	5	87.5	10	171	63
15KP58A	58	67.8	5	94.0	10	160	68
15KP60A	60	70.2	5	97.3	10	154	71
15KP64A	64	74.8	5	104.0	10	144	76
15KP70A	70	81.9	5	114.0	10	132	83
15KP75A	75	87.7	5	122.0	10	123	89
15KP78A	78	91.2	5	126.0	10	119	93
15KP85A	85	99.2	5	137.0	10	109	102
15KP90A	90	105.5	5	146.0	10	103	109
15KP100A	100	117.0	5	162.0	10	93	121
15KP110A	110	128.5	5	178.0	10	84	133
15KP120A	120	140.0	5	193.0	10	78	145
15KP130A	130	151.5	5	209.0	10	72	157
15KP150A	150	176.0	5	243.0	10	62	183
15KP160A	160	187.5	5	259.0	10	58	195
15KP170A	170	199.0	5	275.0	10	55	207
15KP180A	180	210.5	5	291.0	10	52	219
15KP200A	200	233.5	5	322.0	10	47	243
15KP220A	220	258.0	5	356.0	10	42	269
15KP240A	240	281.0	5	388.0	10	39	293
15KP260A	260	304.0	5	419.0	10	36	317
15KP280A	280	327.5	5	452.0	10	33	342

*Suffix 'A' indicates $\pm 5\%$ tolerance
No Suffix indicates $\pm 10\%$ tolerance