



## In This Section...

### E-Z-Code®

Overview .....	H-2-H-3
EZL™-100 Thermal Label Printer .....	H-4
EZL-75 Thermal Label Printer & EZL Printer Labels .....	H-5
Printable Markers .....	H-6
Wire Marker Books .....	H-7-H-9
Wire Marker Cards — Vinyl Cloth .....	H-10-H-16
Wire Marker Cards — Vinyl Self-Laminating .....	H-17
Conduit & Voltage Marker Cards .....	H-18
Industrial Marker Cards .....	H-19
Wire Marker Dispenser .....	H-20
Vinyl Sleeve & Clip-On Markers .....	H-21
Stainless Steel I.D. Tag Products .....	H-22-H-23
Color-Coded I.D. Tapes .....	H-24
Barricade & Utility Warning Tapes .....	H-25
Lockout/Tagout .....	H-26-H-34
Accident Prevention Tags .....	H-35
Electrical Safety Labels .....	H-36-H-37
Safety Signs .....	H-38
Custom Sign Express Order Form .....	H-39
Tool Services .....	H-40



E-Z-Code®

# Thomas & Betts

**United States**  
Tel: 901.252.8000  
800.816.7809  
Fax: 901.252.1354

**Canada**  
Tel: 450.347.5318  
Fax: 450.347.1976

**Technical Services**  
Tel: 888.862.3289

[www.tnb.com](http://www.tnb.com)

## Overview

Trust E-Z-Code® products to identify, secure, and alert!

### Perfect for the following applications:

- Industrial Construction
- In-Plant Operations
- Telecommunications
- Computer Installations
- Power Facilities
- Transportation
- Panel Equipment


Wherever electrical and electronic components and systems are used to connect, fasten, insulate, and identify wire and conduits, you'll find a Thomas & Betts quality product performing to industry-wide standards of excellence. For more than 100 years, Thomas & Betts has developed the products you need, with the quality you demand and at the right price.

E-Z-Code Identification Products are marketed nationally through an exclusive network of authorized stocking distributors, where emphasis is placed on customer service, experience, and product knowledge. Staffed by trained professionals with a background in federal, state, and local codes and regulations, your local T&B distributor can provide you with quotation service, up-to-date pricing, shipping costs, and competitive product line evaluations when needed.



### Automated Wire Markers & Accessories

The new E-Z-Code™ EZL-100® Wire Marker Printer is one of the most innovative portable wire marker printers in the industry. It's a simple, easy-to-use, and reliable tool that'll have you marking wires almost as soon as you pull it from the box. E-Z-Code® Labeling Software is a full-featured labeling system for creating custom labels tailored to your cabling and wire marking needs.







## Overview



E-Z-Code®

### Wire Marker Book, Cards, and Labels

Pocket pack wire marker books are easy to carry and easy to use. Wire marking is simple, clean, and fast... just pull tape out, tear, and wrap. The compact size fits in your pocket!



### Lockout/Tagout

E-Z-Code offers an inclusive product line to supply the general requirements of the OSHA Lockout/Tagout standard. From comprehensive training videos to circuit breaker locking devices, E-Z-Code Lockout/Tagout products help ensure that general industry workers will be protected from accidents during maintenance and servicing of equipment.

### Identification Tapes

Bright colors are not the only advantages of these Barricade and Burial Tapes. T&B's attention-getting tapes are also inexpensive and easy to handle. Protect-A-Line tape is ideal for marking hazardous or off-limit barricade areas. A large assortment of Buried Utility Tape and Foil-Backed Detectable Buried Utility Tapes help prevent potential accidents during excavations and underground installations.



### Electrical Hazard Safety Signs

T&B provides a large assortment of necessary Electrical Hazard Safety Signs to complete your construction and maintenance projects. Choose from either aluminum, plastic, or self-sticking material to suit your environments. Or create your own sign to your specifications by ordering from our **Specials Form** on **page H-39**.

E-Z-Code®

## EZL-100 Thermal Label Printer

EZ as 1-2-3...press, type, and print!

### EZL-100® Thermal Label Printer

- One-touch hotkeys create labels instantly for wire wrapping, terminal blocks, device covers, patch panels, and labels in a series
- Symbols for common electrical and datacom applications, including ohm, ground, phone, data, and fax
- Five print sizes including XS, S, M, L, and XL
- Horizontal and vertical print orientation
- Automatically underlines the number 9 to prevent confusion on wire and cable
- Memory stores up to eight custom labels and automatically recalls last label
- Auto-shutoff saves battery life by turning printer off after five minutes (if idle)
- Backlit display can be turned on or off for use in low lighting conditions
- Multiple line printing of up to four lines per label
- Barcode printing of two of the most commonly used barcodes — Code-39 and Code-128
- Durable/non-smearing thermal transfer technology
- Multiple power sources uses six "AA" batteries or AC adapter (not included)
- Large display with 2-line x 15-character views (30 total)



A Large, Backlit Display  
 B One-Touch Hot Keys  
 C Electrical and Datacom Symbols  
 D Rugged Printer Construction with Rubber Boot Included

At last, a label printer designed for electricians and the way they work! T&B's new EZL-100 Label Printer packs everything you need to make wire marking fast and simple.

T&B's EZL-100 printer features handy "Hot Keys," a one-touch method to make labels for wire wrapping, patch panels, labels in a series, terminal blocks, and more. There are also common electrical and datacom symbols at your touch. And its rugged design ensures years of use.

Best of all, our permanent-adhesive labels won't smear. You'll wrap up your job with attractive, easy-to read wire labels that'll make your work easier and safer. All for a price that's easy on your wallet.

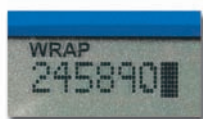
#### Specifications

- Dimensions: 4.5" (114mm) W x 8.3" (212mm) H x 2.8" (70mm) D
- Power: 9V DC, using 6 "AA" batteries or AC adapter
- Weight: 2.0 lbs. (890 grams)

1 Press



2 Type



3 Print



...and that's it!



CAT. NO.	DESCRIPTION
EZL-100	Printer (includes (1) 3/4" white nylon, quick-load cassette tape, quick start card, and user manual). AC power adapter not included
EZL-100-Kit	Kit (includes EZL-Case, EZL-100 Printer (1), EZ-MP34 (1) and EZ-WN34, (1) tape, EZL-ADP adapter, and batteries
EZL-Case	Hard Case for EZL-100 Printer
EZL-ADP	Adapter for EZL-100 Printer 9V, 1.5A

Thomas & Betts

www.tnb.com

United States  
 Tel: 901.252.8000  
 800.816.7809  
 Fax: 901.252.1354

Canada  
 Tel: 450.347.5318  
 Fax: 450.347.1976

Technical Services  
 Tel: 888.862.3289





## EZL-75 Thermal Label Printer and EZL Printer Labels

Quick and cost-effective labeling solution!

### EZL-75 Thermal Label Printer

If your labeling needs don't quite justify all the high-end features of T&B's EZL-100, now there's a lower cost solution for simple labeling. The EZL-75 thermal label printer is just as easy to use as the EZL-100. Simply type and print. Or don't even bother typing. Instead, use hot keys to choose among the EZL-75's built-in library of symbols and more than 150 commonly used words for security, location and voice/data/video labeling.



- Hot keys provide one-touch flagging for wires and cables and fixed-length labels for faceplates and security panels
- Incremental alpha and numeric printing makes printing distribution panel labels fast and simple
- 13-character backlit display enhances readability
- Multiple line printing supports up to 2 lines per label
- Durable bumper safeguards against damage in the tool box
- Uses the same label cassettes (up to 1/2" width) as EZL-100

#### Specifications

- Dimensions: 4.5" (114mm) W x 7.5" (191mm) H x 2.1" (53mm) D
- Weight: 0.8 lbs. (363 grams)
- Power: 9V DC, using 6 "AA" (not included) batteries or AC adapter


CAT. NO.	DESCRIPTION
<b>EZL-75</b>	Printer (includes (1) 1/2" white nylon quick-load cassette tape, quick start card, and user manual. AC power adapter not included)
<b>EZL-ADP</b>	Adapter for EZL-75 Printer 9V, 1.5A

Surface Applications		Vinyl and Flex Nylon	Perm. Polyester	Heat Shrink
Wire		•		•
Cable		•		•
Curved		•		
Smooth		•	•	
Flat		•	•	
Textured		•	•	
Highly Textured		•		
Length		11.5'	18.0'	5.0"
Width		1/2", 3/4"	3/8", 1/2"	1/4", 3/8"
		3/4"	3/4"	1/2", 3/4"

High-performance labels that last!

### Wire Marker Labels for EZL Printers

- Perfect for wire and cable
- Print heat-shrink sleeves on the spot!
- Clear, non-smudging lettering
- Chemical/solvent resistant
- Available in yellow, white, and metallic markers
- Flame retardant, Polyolefin material, 3:1 shrink ratio
- Easy-to-peel, split-back design



Easy barcode printing!

CAT. NO.	LABEL SIZE (IN.)	RECOMMENDED WIRE SIZE (AWG)	LENGTH
<b>Clear Polyester</b>			
<b>EZ-CP12</b>	1/2"	Flat Applications Only	18'
<b>EZ-CP34*</b>	3/4"	Flat Applications Only	18'
<b>Red Vinyl</b>			
<b>EZ-RV34*</b>	3/4"	Any	18'
<b>White Permanent Polyester</b>			
<b>EZ-WP38</b>	3/8"	Flat Applications Only	18'
<b>EZ-WP12</b>	1/2"	Flat Applications Only	18'
<b>EZ-WP34*</b>	3/4"	Flat Applications Only	18'
<b>Metallic Permanent Polyester</b>			
<b>EZ-MP38</b>	3/8"	Flat Applications Only	18'
<b>EZ-MP12</b>	1/2"	Flat Applications Only	18'
<b>EZ-MP34*</b>	3/4"	Flat Applications Only	18'
<b>White Flexible Nylon</b>			
<b>EZ-WN12</b>	1/2"	Any	12.5'
<b>EZ-WN34*</b>	3/4"	Any	12.5'
<b>Yellow Flexible Nylon</b>			
<b>EZ-YN12</b>	1/2"	Any	12.5'
<b>EZ-YN34*</b>	3/4"	Any	12.5'
<b>Heat-Shrink White Polyolefin Labels</b>			
<b>EZ-WHS14</b>	1/4"	10 – 16	5'
<b>EZ-WHS38</b>	3/8"	6 – 14	5'
<b>EZ-WHS12</b>	1/2"	4 – 6	5'
<b>EZ-WHS34*</b>	3/4"	2 – 4	5'
<b>Heat-Shrink Yellow Polyolefin Labels</b>			
<b>EZ-YHS14</b>	1/4"	10 – 16	5'
<b>EZ-YHS38</b>	3/8"	6 – 14	5'
<b>EZ-YHS12</b>	1/2"	4 – 6	5'
<b>EZ-YHS34*</b>	3/4"	2 – 4	5'

Order in multiples of 5 cassettes.  
\* Labels fit EZL-100 only.

## Printable Markers

Print your own markers to *your* requirements!

### Laser Printable



- Self-laminating markers have a clear overlay of polyester that protects the legend against oils, grease, water, chemicals, and foreign matter
- Markers feature a strong adhesive for maximum adhesion to the wire and are available in a variety of sizes, both as standard and specials
- 1 Mil Polyester (same material as WPR rolls)
- Test template included with each 25 pack
- Sizes to suit most applications

CAT. NO.	SHEET SIZE	MARKERS PER SHEET	MARKER SIZE	PRINT AREA W x L	MAX. WIRE DIA.
WLP-1112	8½" x 11"	48	1" x 1½"	½" x 1"	5/16"
WLP-1214	8½" x 11"	32	1" x 2¼"	1" x ¾"	15/32"
WLP-12112	8½" x 11"	96	½" x 1½"	½" x ½"	5/16"
WLP-12214	8½" x 11"	64	½" x 2¼"	½" x ¾"	15/32"
WLP-12300	8½" x 11"	48	½" x 3"	½" x 1"	7/8"
WLP-1300	8½" x 11"	24	1" x 3"	1" x 1"	7/8"
WLP-1500	8½" x 11"	16	1" x 5"	1" x 1"	1¼"
WLP-2112	8½" x 11"	24	2" x 1½"	2½" x 2"	5/16"
WLP-2214	8½" x 11"	16	2" x 2¼"	2 x ¾"	15/32"
WLP-2300	8½" x 11"	12	2" x 3"	2" x 1"	7/8"
WLP-2500	8½" x 11"	8	2" x 5"	2" x 1"	1¼"

Order multiple 25 sheets.

Add suffix **A** for 500 sheets, **B** for 1,000 sheets.

WLP labels may be used on any standard laser printer.


### Typewriter Printable Markers

CAT. NO.	SHEET SIZE	MARKERS PER SHEET	MARKER SIZE W x L	PRINT AREA W x L	MAX. WIRE DIAMETER
WTW-12112	9" x 8"	64	½" x 1½"	½" x ½"	5/16"
WTW-1112	9" x 8"	32	1" x 1½"	1" x ½"	5/16"
WTW-2112	9" x 8"	16	2" x 1½"	2" x ½"	5/16"
WTW-1214	9" x 9"	24	1" x 2¼"	1" x ¾"	15/32"
WTW-2214	9" x 9"	12	2" x 2¼"	2" x ¾"	15/32"
WTW-1334	9" x 9"	16	1" x 3¾"	1" x 1"	7/8"
WTW-2334	9" x 9"	8	2" x 3¾"	2" x 1"	7/8"

Order multiple 25 sheets.

### PC Label Software

- Create, maintain and print custom labels
- Wire and cable marking
- Control panel and component marking
- Voice and data equipment marking
- Alphanumeric serialization



CAT. NO.	DESCRIPTION	STD. PKG. QTY.
EZ-CODE 1.0	E-Z-Code® PC Label Software	1

### Dot-Matrix Printer Labels

CAT. NO.	SHEET SIZE	MARKERS PER SHEET	MARKER SIZE W x L	PRINT AREA W x L	MAX WIRE DIA.
WES-12112	9½" x 8"	64	½" x 1½"	½" x ½"	5/16"
WES-1112	9½" x 8"	32	1" x 1½"	1" x ½"	5/16"
WES-2112	9½" x 8"	16	2" x 1½"	2" x ½"	5/16"
WES-12214	9½" x 9"	48	½" x 2¼"	½" x ¾"	15/32"
WES-1214	9½" x 9"	24	1" x 2¼"	1" x ¾"	15/32"
WES-2214	9½" x 9"	12	2" x 2¼"	2" x ¾"	15/32"
WES-12334	9½" x 9"	32	½" x 3¾"	½" x 1"	7/8"
WES-1334	9½" x 9"	16	1" x 3¾"	1" x 1"	7/8"
WES-2334	9½" x 9"	8	2" x 3¾"	2" x 1"	7/8"
WES-2512	9½" x 12"	8	2" x 5½"	2" x 1"	1½"
WES-2128	9½" x 9"	3	2½" x 8½"	2½" x 2"	2"

Order multiple 25 sheets.

WES labels may be used on any standard dot matrix printer.



Markers that withstand oil, water and humidity!

## Vinyl Cloth, Standard Books

- Choose the numbers or letters you need
- Wide selection of sizes and legends
- Size 3" x 5" (76 mm x 146 mm)
- Material: vinyl cloth
- Cover keeps markers clean
- Books are 3" x 5½" pocket size
- 10 pages per book

**Easy to Use!**

Pocket pack wire marker books are easy to carry, and easy to use. The material is an all-purpose vinyl coated cloth tape exclusively designed to resist abrasion, oil, water, and dirt.

From Thomas & Betts you get the one-piece wire marker and terminal marker. A slight die-cut enables you to easily remove the terminal marker if you need it or leave it in place for a longer marker.



CAT. NO.	NUMBER OF MARKERS AND LEGENDS
<b>WM-0 thru 9</b>	40 Markers each: 0 thru 9; 10 Markers each: T1, T2, T3, L1, L2, L3, WM-0 thru -9
<b>WM-0-9M</b>	46 Markers each page; full page of 1, full page of 2, etc.
<b>WM-0-45</b>	10 Markers each: 0 thru 45
<b>WM-46-90</b>	10 Markers each: 46 thru 90
<b>WM-A-Z</b>	10 Markers each: A thru Z, +, -, and 0 thru 15
<b>WM-123</b>	150 Markers each: 1, 2, 3
<b>WM-ABC</b>	150 Markers each: A, B, C
<b>WM-A-33</b>	10 Markers each: 1 thru 33, A, B, C, +, -, T1, T2, T3, L1, L2, L3
<b>WM-A-90</b>	6 Markers each: 0 thru 15; 4 Markers each: 1
<b>WM-0 thru WM-9</b>	6 thru 90: 2 Markers each; A thru Z 460 Markers each of any number 0 thru 9
<b>WM-A, -B, -C, -D, -E, -F, -G, -L, -N, -P, -R, -S, -T, or X</b>	460 Markers each of any letter: -A, -B, -C, -D, -E, -F, -G, -L, -N, -P, -R, -S, -T or X
<b>WM-GRD</b>	120 Markers: ⅞" x 2½" or 240 Markers ⅞" x 1¼" with "GRD" legend
<b>WMLC-1</b>	24 Legends, 2 legends each per page, 480 Markers per book for house wiring and circuit breakers; ⅝" x 1⅜" (16mm x 10mm)

CAT. NO.	NUMBER OF MARKERS AND LEGENDS
<b>WM-T3</b>	10 Pages T <sub>1</sub> , T <sub>2</sub> , T <sub>3</sub> ; 140 Markers ea.; total 420
<b>WM-L3</b>	10 Pages L <sub>1</sub> , L <sub>2</sub> , L <sub>3</sub> ; 140 Markers ea.; total 420
<b>WM-9T</b>	3 Pages 1, 2, 3; 42 Markers ea.; 3 Pages A, B, C; 42 Markers ea.; 2 Pages T <sub>1</sub> , T <sub>2</sub> , T <sub>3</sub> ; 28 Markers ea.; 2 Pages L <sub>1</sub> , L <sub>2</sub> , L <sub>3</sub> ; 28 Markers ea.; total 140
<b>WM-1-30</b>	10 Pages 1-30; 14 Markers ea.; total 140
<b>WM-12</b>	A-Z 8½ Pages, 14 Markers ea.; Blank Write Ons 1 Page, 22 Markers ea.; Plus & Minus ⅓ Page, 7 Markers ea.; total 393
<b>WM-13</b>	Plus & Minus, AC, DC, 1 Page ea., 46 Markers ea.; Pos. Neg. Gnd. 1 Page ea., 28 Markers ea.; Spare, Neut. 1 Page ea., 22 Markers ea.; Blank Write-Ons 1 Page ea., 22 Markers ea.; total 256
<b>WM-0-90</b>	5 Pages ea. 0-45; 5 Markers ea.; 5 Pages ea. 46-90; 5 Markers ea.; total 455

Order multiple 10 books

**United States**  
Tel: 901.252.8000  
800.816.7809  
Fax: 901.252.1354

**Canada**  
Tel: 450.347.5318  
Fax: 450.347.1976

**Technical Services**  
Tel: 888.862.3289

**Thomas & Betts**

[www.tnb.com](http://www.tnb.com)



## Wire Marker Books

E-Z-Code®



A handy solution for your identification needs!

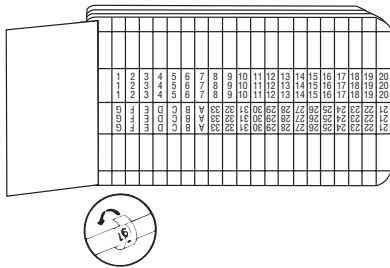
### E-Z-Code® Compact Wire Marker Books

- Compact books are easier to carry
- Bold letters/numbers, easy to apply and read
- Convenient alphanumeric and loadcenter legends
- E-Z-Snap feature removes the entire sheet more easily from the booklet
- Vinyl coated cloth

CAT. NO.	NUMBER OF MARKERS AND LEGENDS
WCMB-0-9	128 markers 0-9, ABC, +, -, marker size ¼" x 1½"
WCMB-LC	176 markers Loadcenter Labels; marker size 1½" x ¾"

Order multiple 20 books.

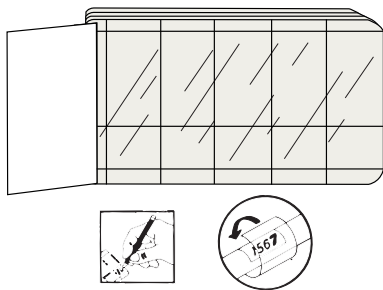
Identify and protect all in one!



### Vinyl Self Laminating Books

- Convenient Alphanumeric Legends
- Lamination keeps markers protected


CAT. NO.	NUMBER OF MARKERS AND LEGENDS
WMSL 1-33, A-G	400 Markers: ¼" x 1¼" – printed area ¾"; 10 markers each: 1 thru 33 and A thru G
WMSL-0-9	40 Markers each 0 thru 9; 10 Markers each: T1, T2, T3, L1, L2, L3
WMSL-0-45	10 Markers each 0 thru 45
WMSL-46-90	10 Markers each 46 thru 90
WMSL-A-Z	10 Markers each: A thru Z; +, -, and 0 thru 15
WMSL-A-90	6 Markers each: 0 thru 15; 4 markers each 16 thru 90; 2 markers each A thru Z



### Vinyl Self Laminating, Blank Write-on Books

- Choose from a variety of marking area sizes
- Clear area covers print legend for extra protection
- Lamination keeps markers protected

CAT. NO.	NUMBER OF MARKERS AND LEGENDS
WM-BW3	30 markers 1" x 4¾" blank write-on self-laminating markers; marking area: 1" x 1"
WM-BW5	60 markers 1" x 2¾" blank write-on, self laminating markers; marking area: 1" x ¾"
WM-BW12	200 markers ½" x 1¼" blank write-on, self laminating markers; marking area: ½" x ¾"
WM-BW14	400 markers ¼" x 1¼" blank write-on, self-laminating markers; marking area: ¼" x ¾"
WM-BW34	140 markers ¾" x 1¼" blank write-on, self-laminating markers; marking area: ¾" x ¾"



### Vinyl Self Laminating, Standard Laminator Book

- Protect labels or apply over non-sticking markers
- 50, 3½" x 5" clear cable laminators

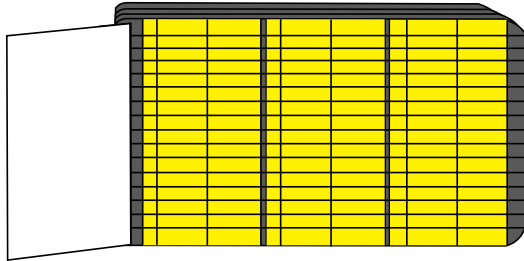
CAT. NO.	NUMBER OF MARKERS AND LEGENDS
WM-LAM	50, 3½" x 5" Clear Cable Laminators



## Wire Marker Books



### Vinyl, Color Coding Standard Books




- Available in two sizes
- Color your wires for coding and other applications

CAT. NO.	NUMBER OF MARKERS AND LEGENDS
WM-COL14	460 Markers each: 1/4" x 1 1/4" 1 page yellow and blue; 2 pages red, white, green, and black
WM-COL1	50 Markers each: 1" x 2 1/4" 1 page yellow and blue; 2 pages red, white, green, and black

## Stay ready for quality control!

### Polyolefin E-Z-Code® Pocket Pack Markers

- Easy to carry — marker books fit in shirt pocket
- Easy to use — just peel the marker from the page
- Clean and convenient — markers are tabbed so fingers never touch the adhesive



CAT. NO.	LEGENDS 240 IDENTICAL PER BOOK
WTMP-1B	CALIBRATED (black)
WTMP-2B	CERTIFICATION (black)
WTMP-3B	MAINTENANCE (blue)
WTMP-4B	REJECTED (red)
WTMP-5B	ACCEPTED (green)
WTMP-6B	HOLD (red)
WTMP-7B	RETURN TO VENDOR (orange)
WTMP-8B	REWORK (black)
WTMP-9B	HOLD FOR INSPECTION (blue)
WTMP-11B	CAUTION (black)
WTMP-16B	DATE INSTALLED (black)
WTMP-18B	DUE FOR INSPECTION (orange)
WTMP-19B	DO NOT USE AFTER (red)
WTMP-20B	INSPECTED (black)
WTMP-21B	BLANK HEADING
WTMP-22B	REPAIRED BY (orange)
WTMP-24B	SCRAPPED (orange)
WTMP-25B	TESTED (green)
WTMP-26B	CALIBRATION (green)
WTMP-52B	PROPERTY TAG (black)
WTMP-53B	SERIAL NO. (black)
WTMP-55B	TOOL NO. (blue)

15 Pages per Book, 16 Markers per Page, Each Label Is 1/2" x 5/8",  
Each Book Contains 240 Identical Labels

# Wire Marker Cards — Vinyl Cloth

Marker Cards repel oil, water, and humidity!

- Select from a variety of number and letter combinations and sizes
- Material — vinyl cloth
- Standard length 1½"
- Available in ¾" length

E-Z-Code®

## Catalog Numbering System

Example:

**WC** **100** **S** = Wire Marker Card,  
Legend 100,  
1½" Size

**Y** Replace Y with length

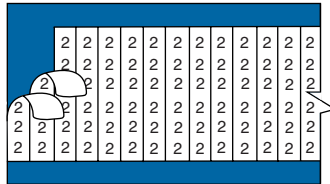
S = 1½"

D = ¾"

**X** Replace X with legend  
Single character = 1, 2, 3 etc.  
Sequence = 1 thru 33

**W( )** Replace ( ) with card type  
C = Wire Marker Card  
S = Vinyl Self-laminating

## Solid Numbers

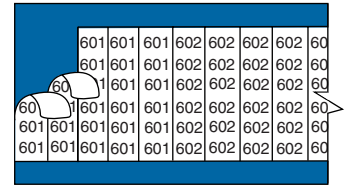


CAT. NO.	LEGEND	MARKERS PER CARD	
		1½" (38 MM)	¾" (19 MM)*
WCZEROS	0	36	72
WC1S, WC2S thru WC99S	1,2,...99	36	72
WC101S, WC102S thru WC600S	101, 102...600	25	50

Order multiple 25 cards.

\*When ¾" length markers are required, substitute the last S in the part number with a D

## Numbers in Sequence

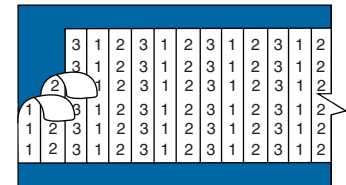


CAT. NO.	LEGEND	MARKERS PER CARD	
		1½" (38 MM)	¾" (19 MM)*
WC1 thru 33S	1-33	33	66
WC34 thru 66S	34-66	33	66
WC67 thru 99S	67-99	33	66
WC100 thru 124S	100-124	25	50
WC125 thru 149S thru WC974 thru 999S	125-149 thru 974-999	25	50

Order multiple 25 cards.

\*When ¾" length markers are required, substitute the last S in the part number with a D, e.g., WC1S would become WC1D.

## Numbers in Sequence Repeated



CAT. NO.	LEGEND	MARKERS PER CARD	
		1½" (38 MM)	¾" (19 MM)*
WC1 thru 3S	1-3	36	72
WC1 thru 4S	1-4	36	72
WC1 thru 5S	1-5	35	70
WC0 thru 10S	0-10	33	66
WC1 thru 12S	1-12	36	72
WC1 thru 18S	1-18	36	72
WC19 thru 36S	19-36	36	72

Order multiple 25 cards.

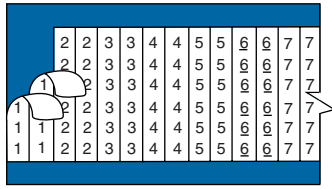
\*When ¾" length markers are required, substitute the last S in the part number with a D, e.g., WC1S would become WC1D.



# Wire Marker Cards — Vinyl Cloth



## Paired Numbers in Sequence

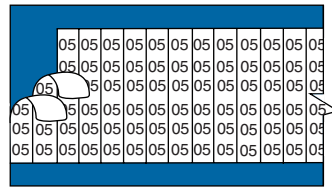


CAT. NO.	LEGEND	PAIRS OF MARKERS PER CARD	
		1½" (38 MM)	¾" (19 MM)*
WC1 thru 16PS	1-16	16	32
WC17 thru 32PS	17-32	16	32
WC33 thru 48PS	33-48	16	32

Order multiple 25 cards.

\*When ¾" length markers are required, substitute the last **S** in the part number with a **D**, e.g., WC1S would become WC1D.

## Suffix Numbers



- Use to extend numbers or to make alpha-numeric codes (i.e. adding suffix 05 to ABC=ABC05)

CAT. NO.	LEGEND	MARKERS PER CARD	
		1½" (38 MM)	¾" (19 MM)*
WC00S	00	36	72
WC01S, WC02S thru WC09S	01, 02-09	36	72
WC0009S	00-09	30	60

Catalog No. WC0009S has three sequences of 00...09 on a card. WC0009D has six sequences of 00...09 on a card.

Order multiple 25 cards.

\*When ¾" length markers are required, substitute the last **S** in the part number with a **D**, e.g., WC1S would become WC1D.

## Solid Numbers on a Colored Background




- Blue, green, and red markers have white legends; orange and yellow markers have black legends.

CAT. NO.	LEGEND	BACKGROUND COLOR	MARKERS PER CARD	
			1½" (38 MM)	¾" (19 MM)*
WCBLZEROS	0	Blue	36	72
WCBL1S...WCBL50S	1...50	Blue	36	72
WCGRZEROS	0	Green	36	72
WCGR1S...WCGR50S	1...50	Green	36	72
WCORZEROS	0	Orange	36	72
WCOR1S...WCOR50S	1...50	Orange	36	72
WCRDZEROS	0	Red	36	72
WCRD1S...WCRD50S	1...50	Red	36	72
WCYLZEROS	0	Yellow	36	72
WCYL1S...WCYL50S	1...50	Yellow	36	72

Order multiple 25 cards.

\*When ¾" length markers are required, substitute the last **S** in the part number with a **D**, e.g., WC1S would become WC1D.

## Numbers in Sequence on a Colored Background



CAT. NO.	LEGEND	MARKERS PER CARD	
		1½" (38 MM)	¾" (19 MM)*

### On Black, White Characters

WCBK1 thru 33S	1-33	33	66
WCBK34 thru 66S	34-66	33	66
WCBK67 thru 99S	67-99	33	66
WCBK100 thru 124S	100-124	25	50

### On Blue, White Characters

WCBL1 thru 33S	1-33	33	66
WCBL34 thru 66S	34-66	33	66
WCBL67 thru 99S	67-99	33	66
WCBL100 thru 124S	100-124	25	50

### On Brown, White Characters

WCBR1 thru 33S	1-33	33	66
WCBR34 thru 66S	34-66	33	66
WCBR67 thru 99S	67-99	33	66
WCBR100 thru 124S	100-124	25	50

### On Green, White Characters

WCGR1 thru 33S	1-33	33	66
WCGR34 thru 66S	34-66	33	66
WCGR67 thru 99S	67-99	33	66
WCGR100 thru 124S	100-124	25	50

### On Red, White Characters

WCRD1 thru 33S	1-33	33	66
WCRD34 thru 66S	34-66	33	66
WCRD67 thru 99S	67-99	33	66
WCRD100 thru 124S	100-124	25	50

### On Orange, Black Characters

WCOR1 thru 33S	1-33	33	66
WCOR34 thru 66S	34-66	33	66
WCOR67 thru 99S	67-99	33	66
WCOR100 thru 124S	100-124	25	50

### On Yellow, Black Characters


WCYL1 thru 33S	1-33	33	66
WCYL34 thru 66S	34-66	33	66
WCYL67 thru 99S	67-99	33	66
WCYL100 thru 124S	100-124	25	50

Order multiple 25 cards.

\*When ¾" length markers are required, substitute the last **S** in the part number with a **D**, e.g., WC1S would become WC1D.

# Wire Marker Cards — Vinyl Cloth

## Solid Letters

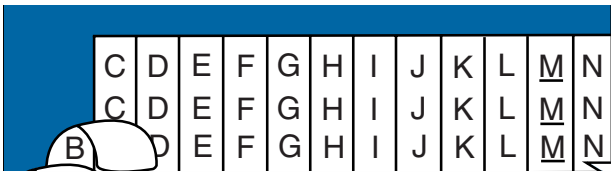


CAT. NO.	LEGEND	MARKERS PER CARD	
		1½" (38 MM)	¾" (19 MM)*
WCAS	A	36	72
WCBS...WCZS	B...Z	36	72
WCLAS	a	36	72
WCLBS...WCLZS	b...z	36	72

Order multiple 25 cards.

\*When ¾" length markers are required, substitute the last **S** in the part number with a **D**, e.g., WC1S would become WC1D.

## Letters in Sequence




CAT. NO.	LEGEND	MARKERS PER CARD	
		1½" (38 MM)	¾" (19 MM)*
WCAZAJ	A thru Z plus A thru J	36	72
WCAZ09S	A thru Z plus 0 thru 9	36	72
WCLAZAJ	a thru z plus a thru j	36	2

Order multiple 25 cards.

\*When ¾" length markers are required, substitute the last **S** in the part number with a **D**, e.g., WC1S would become WC1D.

## Letters in Sequence on a Colored Background

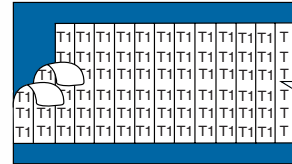


CAT. NO.	LEGEND A-Z AND A-J	MARKERS PER CARD	
		1½" (38 MM)	¾" (19 MM)*
WCBKA-ZS	Black (White legend)	36	72
WCBLA-ZS	Dark Blue (White legend)	36	72
WCBRA-ZS	Brown (White legend)	36	72
WCGRA-ZS	Dark Green (White legend)	36	72
WCRDA-ZS	Red (White legend)	36	72
WCORA-ZS	Orange (Black legend)	36	72
WCYLA-ZS	Yellow (Black legend)	36	72

Order multiple 25 cards.

\*When ¾" length markers are required, substitute the last **S** in the part number with a **D**, e.g., WC1S would become WC1D.

## Solid Letters and Numbers

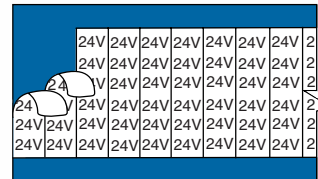


CAT. NO.	LEGEND	MARKERS PER CARD	
		1½" (38 MM)	¾" (19 MM)*
WCA1S...WCA5S	A...A5	36	72
WCB1S...WCB5S	B1...B5	36	72
WCC1S...WCC5S	C1...C5	36	72
WCD1S...WCD5S	D1...D5	36	72
WCE1S...WCE5S	E1...E5	36	72
WCF1S...WCF4S	F1...F4	36	72
WCG1S...WCG4S	G1...G4	36	72
WCH1S...WCH5S	H1...H5	36	72
WCJ1S...WCJ4S	J1...J4	36	72
WCK1S...WCK4S	K1...K4	36	72
WCL1S...WCL5S	L1...L5	36	72
WCM1S...WCM5S	M1...M5	36	72
WCP1S...WCP4S	P1...P4	36	72
WCR1S...WCR5S	R1...R5	36	72
WCS1S...WCS5S	S1...S5	36	72
WCT0S...WCT9S	T0...T9	36	72
WCT10S...WCT15S	T10...T15	26	52
WCU1S...WCU2S	U1...U2	36	72
WCV1S...WCV2S	V1...V2	36	72
WCW1S...WCW2S	W1...W2	36	72
WCX1S...WCX4S	X1...X4	36	72
WCY1S...WCY4S	Y1...Y4	36	72
WCZ1S...WCZ4S	Z1...Z4	36	72

Order multiple 25 cards.

\*When ¾" length markers are required, substitute the last **S** in the part number with a **D**, e.g., WC1S would become WC1D.

## Voltage Markers



CAT. NO.	LEGEND	MARKERS PER CARD	
		1½" (38 MM)	¾" (19 MM)*
WC3VS	3V	36	72
WC6VS	6V	36	72
WC12VS	12V	25	50
WC24VS	24V	25	50
WC110VS	110V	22	44
WC115VS	115V	22	44
WC120VS	120V	22	44
WC125VS	125V	22	44
WC180VS	180V	22	44
WC220VS	220V	22	44
WC230VS	230V	22	44
WC240VS	240V	22	44
WC270VS	270V	22	44
WC280VS	280V	22	44
WC440VS	440V	22	44
WC460VS	460V	22	44
WC480VS	480V	22	44

Order multiple 25 cards.

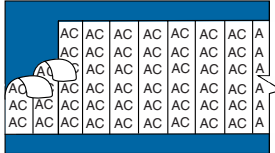
\*When ¾" length markers are required, substitute the last **S** in the part number with a **D**, e.g., WC1S would become WC1D.



# Wire Marker Cards — Vinyl Cloth



## Solid Symbols — Miscellaneous Electrical Symbols

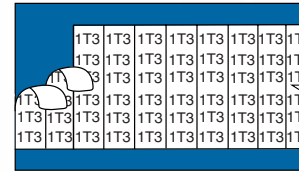


CAT. NO.	LEGEND	MARKERS PER CARD	
		1½" (38 MM)	¾" (19 MM)*
WCPLSS	+	36	72
WCMINS	-	36	72
WCAPLSS	A±	25	50
WCAMINS	A-	25	50
WCBPLSS	B+	25	50
WCBMINS	B-	25	50
WCPOSS	POS	25	50
WCNEGS	NEG	25	50
WCPHS	Phase	18	36
WCPHAS	Phase A	18	36
WCPHBS	Phase B	18	36
WCPHCS	Phase C	18	36
WC1PHS	1 Phase	18	36
WC2PHS	2 Phase	18	36
WC3PHS	3 Phase	18	36
WCINS	IN	36	72
WCOUTS	OUT	25	50
WCHOTS	HOT	25	50
WCGRDS	GRD	25	50
WCNEUTS	NEUT	22	44
WCLINES	LINE	22	44
WCLPLS	L+	25	50
WCLMIS	L-	25	50
WLOADS	LOAD	22	44
WCPUS	PU	36	72
WGRCS	⎓	36	72
WGENS	GEN	25	50
WCACS	AC	36	72
WCDCS	DC	36	72
WCCOMS	COM	25	50
WCBATS	BAT	25	50
WCBBS	BB	36	72
WCBBS	CB	36	72
WCCTS	CT	36	72
WCIGNS	IGN	25	50
WCSIGS	SIG	25	50
WCSECS	SEC	25	50
WCPSS	PS	36	72
WCPRIIS	PRI	25	50
WCPLS	PL	36	72
WCTBS	TB	36	72
WCSSS	SS	36	72
WCSPARES	SPARE	18	36
WCCYSS	~	36	72
WCGRSS	⎓	36	72
WCPEIS	PE	36	72
WCPENS	PEN	25	50
WC1US	1U	36	72
WC2US	2U	36	72
WC1VS	1V	36	72
WC2VS	2V	36	72
WC1WS	1W	36	72
WC2WS	2W	36	72

Order multiple 25 cards.

\*When ¾" length markers are required, substitute the last **S** in the part number with a **D**, e.g., WC1S would become WC1D.

## Solid Machine Tool Markers

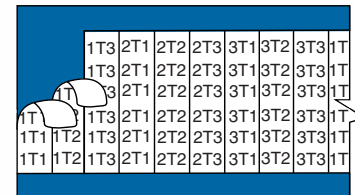


CAT. NO.	LEGEND	MARKERS PER CARD	
		1½" (38 MM)	¾" (19 MM)*
WC1L1S	1L1	25	50
WC1L2S	1L2	25	50
WC1L3S	1L3	25	50
WC2L1S	2L1	25	50
WC2L2S	2L2	25	50
WC2L3S...WC6L1S	2L3...6L1	25	50
WC6L2S	6L2	25	50
WC6L3S	6L3	25	50
WC1T1S	1T1	25	50
WC1T2S	1T2	25	50
WC1T3S	1T3	25	50
WC2T1S	2T1	25	50
WC2T2S	2T2	25	50
WC2T3S...WC7T1S	2T3...7T1	25	50
WC7T2S	7T2	25	50
WC7T3S	7T3	25	50
WCLL1S	LL1	25	50
WCLL2S	LL2	25	50
WCLL3S	LL3	25	50

Order multiple 25 cards.

\*When ¾" length markers are required, substitute the last **S** in the part number with a **D**, e.g., WC1S would become WC1D.

## Machine Tool Markers in Sequence



CAT. NO.	LEGEND	MARKERS PER CARD	
		1½" (38 MM)	¾" (19 MM)*
WC1T1-3T3S	1T1, 1T2, 1T3 2T1, 2T2, 2T3 3T1, 3T2, 3T3	27	54
WC4T1-6T3S	4T1, 4T2, 4T3 5T1, 5T2, 5T3 6T1, 6T2, 6T3	27	54
WC7T1-9T3S	7T1, 7T2, 7T3 8T1, 8T2, 8T3 9T1, 9T2, 9T3	27	54
WCLL1-LL3S	LL1, LL2, LL3	27	54
WCA1-S2S	A1, A2, F1 F2, S1, S2	36	72

Order multiple 25 cards.

\*When ¾" length markers are required, substitute the last **S** in the part number with a **D**, e.g., WC1S would become WC1D.

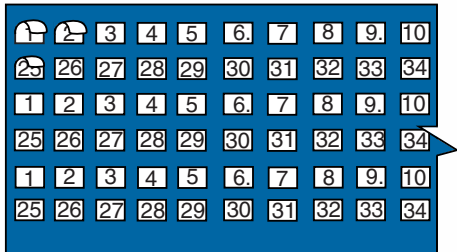
E-Z-Code®

## Wire Marker Cards — Vinyl Cloth

Mini Markers are used to identify smaller items such as terminal blocks and small wires.

E-Z-Code®

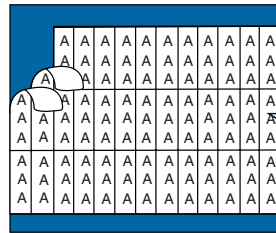

### Terminal Block — Mini Markers



CAT. NO.	LEGEND	MARKERS PER CARD MARKER SIZE 5/16" x 3/16"
WC1 thru 48TM	1, 2 thru 48	144
WC49 thru 96TM	49, 50 thru 96	144
WCA thru ZTM	A, B thru Z	144

Order multiple 25 cards  
A thru Z legend does not include "1" or "0"

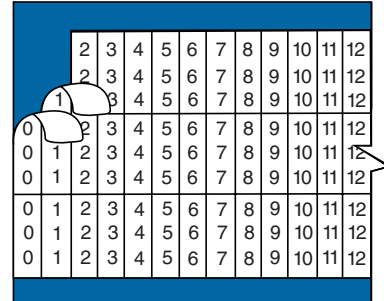
### Solid Numbers & Solid Letters — Mini Markers



CAT. NO.	LEGEND	MARKERS PER CARD 1/2" (13 MM)
<b>Solid Numbers</b>		
WCZEROMIN...WC99MIN	0, 1,...99	150
WC100MIN...WC250MIN	100, 101...250	99
<b>Solid Letters</b>		
WCAMIN	A	150
WCBMIN...WCZMIN	B,C... Z	150

Order multiple 25 cards

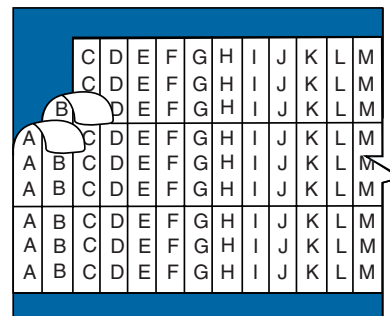
### Numbers in Sequence — Mini Markers



CAT. NO.	LEGEND	MARKERS PER CARD 1/2" (13 MM)
WC0 thru 49MIN	0, 1... 49	150
WC50 thru 99MIN	50, 51...99	150
WC100 thru 132MIN	100, 101...132	99
WC133 thru 165MIN thru WC463 thru 495MIN	133, 134...495	99

Order multiple 25 cards  
Quantity of each number per card — 3

### Letters in Sequence — Mini Markers



CAT. NO.	LEGEND	MARKERS PER CARD 1/2" (13 MM)
WCAZMIN	A, B...Z	156

Order multiple 25 cards


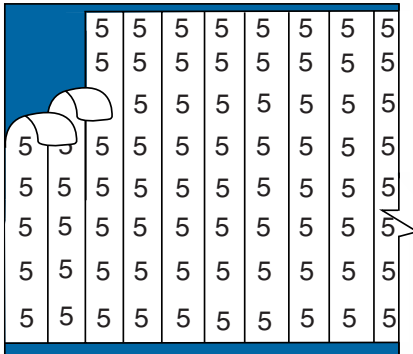




## Wire Marker Cards — Vinyl Cloth

Cable markers are used to identify large conductors, electrical cables and tubing for hydraulic systems!

### Solid Numbers & Solid Letters — Cable Markers




CAT. NO.	LEGEND	MARKERS PER CARD	
		3½" (89 MM)	1¾" (45 MM)*
<b>Solid Letters</b>			
WCCMAS	A	18	36
WCCMBS	B	18	36
WCCMCS	C	18	36
WCCMDS	D	18	36
WCCMES	E	18	36
WCCMFS	F	18	36
WCCMNS	N	18	36
<b>Solid Numbers</b>			
WCCMOS	0	18	36
WCCM1S, WCCM2S...WCCM9S	1, 2...9	18	36

Order multiple 25 cards

\* When 1¾" length cable markers are required, substitute the last **S** in the part number with a **D**. e.g., WCCM1S would become WCCM1D.

### Numbers or Letters in Sequence — Cable Markers



CAT. NO.	LEGEND	MARKERS PER CARD	
		3½" (89 MM)	1¾" (45 MM)*
WCCM01-09S	01 thru 09	2	4
WCCM1-9S	1 thru 9	2	4
WCCM1-18S	1 thru 18	1	2
WCCM19-36S	19 thru 36	1	2
WCCM37-54S	37 thru 54	1	2
WCCM55-72S	55 thru 72	1	2
WCCM73-90S	73 thru 90	1	2
WCCM91-99S	91 thru 99	2	4
WCCMA-IS	A thru I	2	4
WCCMJ-RS	J thru R	2	4
WCCMS-ZS	S thru Z	2	4

Order multiple 25 cards

\* When 1¾" length cable markers are required, substitute the last **S** in the part number with a **D**. e.g., WCCM1S would become WCCM1D.

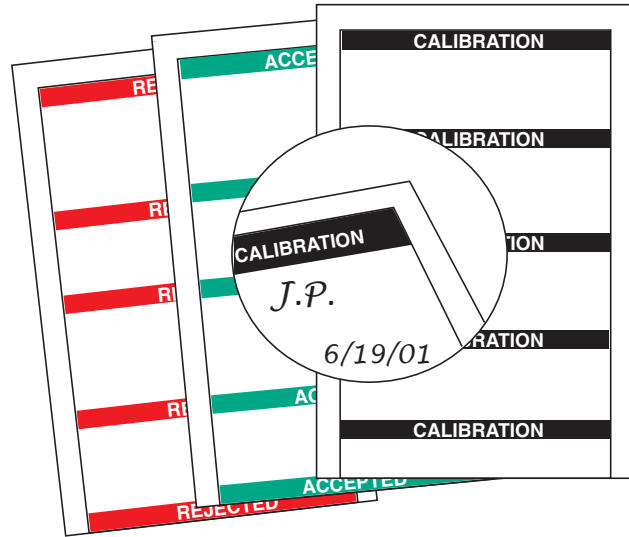
## Wire Marker Cards — Vinyl Cloth

### Maintenance and Production Label Cards

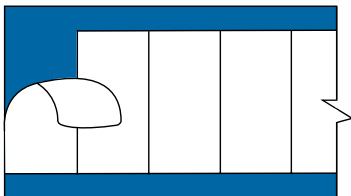
E-Z-Code®

CAT. NO.	WORDING	COLORS WHITE BACKGROUND	LABELS PER CARD	LABEL SIZE W x L
WCMP5	Accepted	Green	14	1½" x ¾"
WCMP1	Calibrated	Black	14	1½" x ¾"
WCMP26	Calibration	Green	14	1½" x ¾"
WCMP2	Certification	Black	14	1½" x ¾"
WCMP18	Due For Inspection	Orange	14	1½" x ¾"
WCMP4	Rejected	Red	14	1½" x ¾"
WCMP25	Tested	Green	14	1½" x ¾"
WCMP75	Calibration	Green	9	2¾" x 1"

Order multiple 25 cards



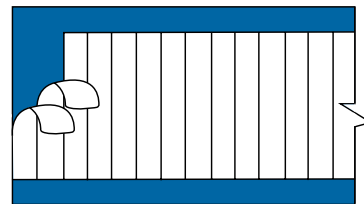
### Blank Write-On Markers



CAT. NO.	MARKER SIZE	MARKERS PER CARD
WCBW14X34D	¼" x ¾"	72
WCBW14X112S	¼" x 1½"	36
WCBW1132X112S	1½" x 1½"	26
WCBW12X12D	½" x ½"	54
WCBW12X112S	½" x 1½"	18
WCBW58X112S	⅝" x 1½"	14
WCBW34X12D	¾" x ½"	36
WCBW34X214S	¾" x 2¼"	12
WCBW1X112S	1" x 1½"	9
WCBW112X112S	1½" x 1½"	6

Order multiple 25 cards

### Solid NEMA Color Markers



CAT. NO.	COLOR	MARKERS PER LEGEND	
		1½" (38 MM)	¾" (19 MM)*
WCBLKS	Black	36	72
WCBLDS	Blue — Dark	36	72
WCBLLS	Blue — Light	36	72
WCBRNS	Brown	36	72
WCGRYS	Gray	36	72
WCDGRS	Green — Dark	36	72
WCGRLS	Green — Light	36	72
WCMARS	Maroon	36	72
WCOLIS	Olive	36	72
WCORAS	Orange	36	72
WCPINS	Pink	36	72
WCPURS	Purple	36	72
WCREDS	Red	36	72
WCTANS	Tan	36	72
WCWHIS	White	36	72
WCYELS	Yellow	36	72

Order multiple 25 cards

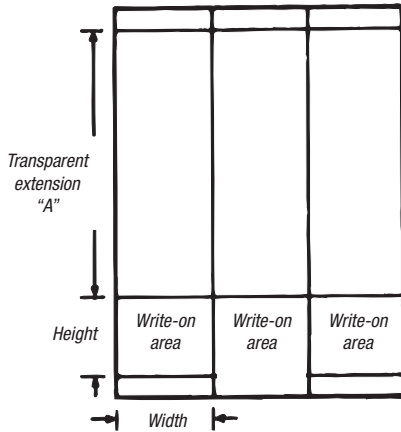
\*When ¾" length markers are required, substitute the last S in the part number with a D, e.g., WC1S would become WC1D.





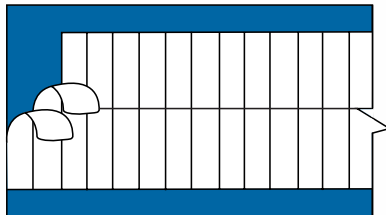
## Wire Marker Cards — Vinyl Self-Laminating

### Write-On Cable Markers



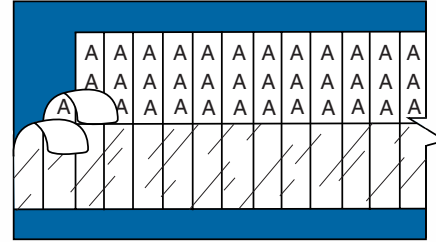
CAT. NO.	OVERALL MARKER SIZE	WIDTH HEIGHT WRITE-ON AREA	MARKERS PER CARD
WSLM33	1" x 2 1/4"	1" x 3/4"	3
WSLM35	1" x 5"	1" x 1"	3
WSLM123	1 1/2" x 3"	1 1/2" x 3/4"	2
WSLM23	2" x 3"	2" x 3/4"	2
WSLM125	1 1/2" x 5"	1 1/2" x 1"	2
WSLM25	2" x 5"	2" x 1"	2
WSLM48	2" x 8"	2" x 3 3/4"	2
WSLM95	2 1/4" x 5"	2 1/4" x 2 1/4"	2
WSLM410	2" x 10"	2" x 4 1/2"	2
WSLM415	2" x 15"	2" x 7"	2

### Blank Write-On Markers



CAT. NO.	WRITE ON AREA (W X D)	MARKERS PER CARD 1 1/2" (38 MM)
WSBW14x112S	1/4" x 1 1/2"	36
WSBW38x112S	3/8" x 1 1/2"	26
WSBW12x112S	1/2" x 1 1/2"	18
WSBW34x112S	3/4" x 1 1/2"	12
WSBW1x112S	1" x 1 1/2"	9
WSBW112x112S	1 1/2" x 1 1/2"	6

### Solid Letters

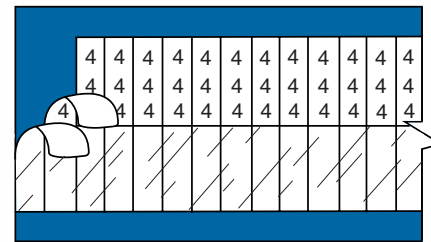


CAT. NO.	LEGEND	MARKERS PER CARD	
		1 1/2" (38 MM)	3/4" (19 MM)*
WSAS	A	36	72
WSBS...WSZS	B, C...Z	36	72

Order multiple 25 cards

\* When 1 1/4" length cable markers are required, substitute the last **S** in the part number with a **D**. e.g., WCCM1S would become WCCM1D.

### Solid Numbers



CAT. NO.	LEGEND	MARKERS PER CARD	
		1 1/2" (38 MM)	3/4" (19 MM)*
WSZER0S	0	36	72
WS1S...WS99S	1, 2...99	36	72
WS100S	100	25	50
WS101S...WS600S	101, 102...600	25	—

Order multiple 25 cards

When 3/4" length markers are required, substitute the last **S** in the part number with a **D**. e.g., WC1S would become WC1D.

## Conduit & Voltage Marker Cards

Identify electrical systems, including load centers, circuit breakers, switches or any other vital electrical equipment!

E-Z-Code®

### Vinyl Conduit and Voltage Markers

- Helps prevent mistakes and trial and error searching during electrical service work
- Manufactured of rugged Self-Sticking Vinyl with high-contrast black printing on safety orange background
- OSHA compliant



STYLE A: 2¼" x 9"  
(1 marker per card) Character Height 1½"



STYLE B: 1½" x 4½"  
(4 markers per card) Character Height ¾"



STYLE C: 2¼" x 1½"  
(18 markers per card) Character Height ¾"

STYLE A 2¼" x 9"	STYLE B 1½" x 4½"	STYLE C 2¼" x 1½"	LEGEND
WJT-5010	WDT-5010	WAT-5010	110 volts
WJT-5011	WDT-5011	WAT-5011	115 volts
WJT-5012	WDT-5012	WAT-5012	120 volts
WJT-5045	WDT-5045	WAT-5045	120/208 volts
WJT-5013	WDT-5013	WAT-5013	208 volts
WJT-5014	WDT-5014	WAT-5014	220 volts
WJT-5015	WDT-5015	WAT-5015	230 volts
WJT-5016	WDT-5016	WAT-5016	240 volts
WJT-5017	WDT-5017	WAT-5017	250 volts
WJT-5018	WDT-5018	WAT-5018	277 volts
WJT-5046	WDT-5046	WAT-5046	277/480 volts
WJT-5057	WDT-5057	WAT-5057	380 volts
WJT-5044	WDT-5044	WAT-5044	415 volts
WJT-5019	WDT-5019	WAT-5019	440 volts
WJT-5020	WDT-5020	WAT-5020	460 volts
WJT-5021	WDT-5021	WAT-5021	480 volts
WJT-5022	WDT-5022	WAT-5022	550 volts
WJT-5023	WDT-5023	WAT-5023	600 volts
WJT-5024	WDT-5024	WAT-5024	2200 volts
WJT-5025	WDT-5025	WAT-5025	2300 volts
WJT-5026	WDT-5026	WAT-5026	2400 volts
WJT-5027	WDT-5027	WAT-5027	4160 volts
WJT-5028	WDT-5028	WAT-5028	4800 volts
WJT-5058	WDT-5058	WAT-5058	5000 volts
WJT-5029	WDT-5029	WAT-5029	6900 volts

Order multiple 25 cards

STYLE A 2¼" x 9"	STYLE B 1½" x 4½"	STYLE C 2¼" x 1½"	LEGEND
WJT-5030	WDT-5030	WAT-5030	7200 volts
WJT-5059	WDT-5059	WAT-5059	12,000 volts
WJT-5060	WDT-5060	WAT-5060	13,000 volts
WJT-5047	WDT-5047	WAT-5047	13,200 volts
WJT-5031	WDT-5031	WAT-5031	13,800 volts
WJT-5032	WDT-5032	WAT-5032	AC
WJT-5043	WDT-5043	WAT-5043	Air Conditioning
WJT-5052	WDT-5052	WAT-5052	Circuit Breaker
WJT-5051	WDT-5051	WAT-5051	Circuit #___
WJT-5038	WDT-5038	WAT-5038	DC
WJT-5050	WDT-5050	WAT-5050	Electric Out of Service
WJT-5033	WDT-5033	WAT-5033	Emergency Service
WJT-5039	WDT-5039	WAT-5039	Exit Lights
WJT-5040	WDT-5040	WAT-5040	Fire Alarm
WJT-5053	WDT-5053	WAT-5053	Fuse Box
WJT-5041	WDT-5041	WAT-5041	Heating Circuit
WJT-5037	WDT-5037	WAT-5037	Lights
WJT-5042	WDT-5042	WAT-5042	Light & Power
WJT-5048	WDT-5048	WAT-5048	On/Off
WJT-5036	WDT-5036	WAT-5036	Power
WJT-5034	WDT-5034	WAT-5034	Single Phase
WJT-5055	WDT-5055	WAT-5055	Spare
WJT-5056	WDT-5056	WAT-5056	Telephone
WJT-5035	WDT-5035	WAT-5035	Three Phase
WJT-5054	WDT-5054	WAT-5054	___ volts

# Industrial Marker Cards



Easy-to-read and available in a variety of configurations!

## Vinyl Cloth Industrial Markers

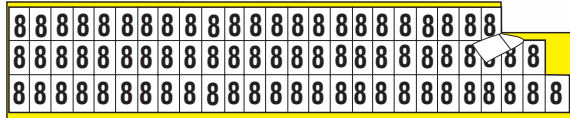
- High-contrast self-sticking markers make numbering and coding jobs quick and easy
- Select character heights ranging from 5/16" to 3/4"




Series-200  
10 markers per card  
Marker Size: 5/8" x 2 1/4"  
Character Height: 2"



Series-100  
10 markers per card  
Marker Size: 5/8" x 1 1/2"  
Character Height: 1"



Series-003  
78 markers per card  
Marker Size: 5/8" x 1/2"  
Character Height: 5/16"



Series-063  
32 markers per card  
Marker Size: 5/8" x 3/4"  
Character Height: 5/16"

DESCRIPTION	LEGEND	CAT. NO. SERIES 003	CAT. NO. SERIES 063	CAT. NO. SERIES 100	CAT. NO. SERIES 200
Letters	A thru Z	WCNL003A...WCNL003Z	WCNL063A...WCNL063Z	WCNL100A...WCNL100Z	WCNL200A...WCNL200Z
Numbers	0	WCNL003ZERO	WCNL063ZERO	WCNL100ZERO	WCNL200ZERO
Numbers	1 thru 9	WCNL0031...WCNL0039	WCNL0631...WCNL0639	WCNL1001...WCNL1009	WCNL2001...WCNL2009
Letters in Sequence	A thru Z	WCNL003AZ	WCNL063AZ	N/A	N/A
Letters in Sequence	A thru J	N/A	N/A	WCNL100AJ	WCNL200AJ
Letters in Sequence	K thru T	N/A	N/A	WCNL100KT	WCNL200KT
Letters in Sequence	U thru z	N/A	N/A	WCNL100UZ	WCNL200UZ
Numbers in Sequence	0 thru 9	WCNL00309	WCNL06309	WCNL10009	WCNL20009

## Reflective Industrial Markers

CAT. NO.	SIZE	CHARACTER HEIGHT	MARKER SIZE
WRSUM*	Small	1 1/2"	1 3/8" x 1 1/8"
WRUM*	Standard	2 1/2"	1 3/4" x 2 1/4"
WRLUM*	Large	3 3/4"	2 1/8" x 4 5/16"

\* Add Letter (A-Z) or Number (0-9) desired in place of asterisk to complete CAT. NO.  
Example WRSUM1, WRSUM2, WRSUMA, etc.

Order multiple 25 cards





E-Z-Code®

## Wire Marker Dispenser

Make identification clean and fast... just pull tape out, tear and wrap!

E-Z-Code®

### Wire Marker Dispenser

- Compact size fits in your pocket or hangs from work belt
- Unique design enables easy access to all legends during use or when refilling
- Lifetime guarantee on T&B pack dispenser



CAT. NO.	DESCRIPTION
WDFP-0-9	Loaded Dispenser with Legends 0 thru 9
WDFP-NEMA	Loaded Dispenser with 10 NEMA colors
WDFP	Empty Dispenser

### Refills — Polyester Tape

CAT. NO.	LEGEND	LABEL COLOR	ROLLS PER LEGEND
WDFPR-0	0	WHITE	10
WDFPR-1...WDFPR-9	1, 2...9	WHITE	10
WDFPR-0-9	0...9	WHITE	1
WDFPR-10-19	10...19	WHITE	1
WDFPR-A...WDFPR-Z	A, B...Z	WHITE	10
WDFPR-L1	L1	WHITE	10
WDFPR-L2	L2	WHITE	10
WDFPR-L3	L3	WHITE	10
WDFPR-T1	T1	WHITE	10

CAT. NO.	LEGEND	LABEL COLOR	ROLLS PER LEGEND
WDFPR-T2	T2	WHITE	10
WDFPR-T3	T3	WHITE	10
WDFPR-MIN	-	WHITE	10
WDFPR-PLS	+	WHITE	10
WDFPR-YEL	BLANK	YELLOW	10
WDFPR-WHT	BLANK	WHITE	10
WDFPRL-BLK	BLANK	BLACK	10
WDFPR-BRN	BLANK	BROWN	10
WDFPR-BLU	BLANK	BLUE	10
WDFPR-GRN	BLANK	GREEN	10
WDFPR-RED	BLANK	RED	10

Thomas & Betts

[www.tnb.com](http://www.tnb.com)

United States  
 Tel: 901.252.8000  
 800.816.7809  
 Fax: 901.252.1354

Canada  
 Tel: 450.347.5318  
 Fax: 450.347.1976

Technical Services  
 Tel: 888.862.3289

## Vinyl Sleeve & Clip-On Markers



Permanently identify wires, cables, leads and more!

### Sleeve Markers



- Facilitates the installation, repair and servicing of equipment during production or maintenance
- Available in a variety of sizes and materials to meet all your needs
- Resistant to most chemicals, oils, solvents and fungus
- Performs well in low and high temperatures

CAT. NO.	RECOMMENDED WIRE DIAMETER	AWG	STD. PKG. QTY.
SMS118*	.051-.118	22-16	10 strips of 25 markers/bag
SMS196*	.098-.196	16-10	10 strips of 25 markers/bag
SMS394*	.157-.394	10-4	10 strips of 25 markers/bag
SMS630*	.315-.630	6-00	20/Bag Loose

\*To Order: Add letter, number, or symbol desired in place of asterisk to complete each Cat. No.

Symbols: SLA = /; PLS = +; GRD = =; MIN = -; Blank = No Legend

Other colors are available upon request. Contact tech service for availability.

### Sleeve Markers — 1,000 Continuous Markers on a Reel



CAT. NO.	RECOMMENDED WIRE DIAMETER	AWG	STD. PKG. QTY.
SMR118*	.051-.118	22-16	1
SMR196*	.098-.196	16-10	1
SMR394*	.157-.394	10-4	1

\*To Order: Add letter, number, or symbol desired in place of asterisk to complete each Cat. No.

Symbols: SLA = /; PLS = +; GRD = =; MIN = -; Blank = No Legend

### Clip-On Markers



CAT. NO.	RECOMMENDED WIRE DIAMETER	AWG	STD. PKG. QTY.
<b>Standard Legends — A-Z; 0-9; / = SLA; + = PLS; - = MIN; and blank</b>			
SMC118*	.094-.118	18-16	200/bag attached
SMC157*	.118-.157	16-14	200/bag attached
SMC197*	.157-.197	12-10	200/bag attached
SMC244*	.197-.244	8-6	200/bag attached

\*To Order: Add letter, number, or symbol desired in place of asterisk to complete each Cat. No.


### Magazine Dispenser Feeds Left or Right



CAT. NO.	RECOMMENDED WIRE DIAMETER	AWG	STD. PKG. QTY.
SMPP196A	.098-.196	16-10	20 Strips of 25 Markers/dispenser
SMPPT196A	.098-.196	16-10	20 Strips of 25 Markers with tool/dispenser

Legend is 0-9 for magazine dispenser

### Sleeve Marker Application Tool



CAT. NO.	RECOMMENDED WIRE DIAMETER	AWG	STD. PKG. QTY.
SMAT118	.051-.118	22-16	5/bag
SMAT196	.098-.196	16-10	5/bag

\*To Order: Add letter, number, or symbol desired in place of asterisk to complete each Cat. No.

United States  
Tel: 901.252.8000  
800.816.7809  
Fax: 901.252.1354

Canada  
Tel: 450.347.5318  
Fax: 450.347.1976

Technical Services  
Tel: 888.862.3289


Thomas & Betts

www.tnb.com

## Stainless Steel I.D. Tag Products

Identify your cable bundles with permanent, Type 304 stainless steel imprinted tags applied with stainless steel cable ties.

E-Z-Code®



### I.D. Tagging System

- After imprinting the tags, merely slip a tie through slots in the tag and fasten with the installation tool
- Works with ¼" wide ties

CAT. NO.	WIDTH		LENGTH		WEIGHT	
	IN.	MM	IN.	MM	LBS.	KG
SSID100	.75	19.05	2.0	51	0.5	.22
SSID101	1.50	38.10	2.5	63	1.2	.55
SSID102	.75	19.05	3.5	89	0.8	.36

304 Stainless Steel

Packaging Quantity: 100/box

.015" (.254mm) Thickness

**NOTE:** Customized pre-embossed tags are available. Please consult Customer Service for details.

Add suffix (316) for 316 Stainless Steel.

Imprints Thomas & Betts stainless steel I.D. tags.

### I.D. Tag Imprinter

- Includes special tag holder that provides quick, accurate positioning of tag
- Comes with a ½" character imprinting wheel



CAT. NO.	DESCRIPTION	WEIGHT	
		LBS.	KG
WTID200	I.D. Tag Imprinter	29.5	13.41
WTID281	¼" Character Imprinting Wheel	—	—
WTID283	⅜" Character Imprinting Wheel	—	—
WTID290	½" Character Imprinting Wheel	—	—

Packaging Quantity: 1/box




## Stainless Steel I.D. Tag Products



A complete range of individual letters, numbers and symbols!

### Thomas & Betts Stainless Steel I.D. Tag

- Slip them over carriers or strips (shown **below**) and attach to your cable or hose with a variety of Thomas & Betts Stainless Steel Cable Ties



E-Z-Code®

CAT. NO.	DESCRIPTION	LENGTH	WIDTH	STD. PKG.	WT. PER 100
ER010	A	.445"	.375"	100	.31
ER011	B	.445"	.375"	100	.31
ER012	C	.445"	.375"	100	.31
ER013	D	.445"	.375"	100	.31
ER014	E	.445"	.375"	100	.31
ER015	F	.445"	.375"	100	.31
ER016	G	.445"	.375"	100	.31
ER017	H	.445"	.375"	100	.31
ER018	I	.445"	.375"	100	.31
ER019	J	.445"	.375"	100	.31
ER020	K	.445"	.375"	100	.31
ER021	L	.445"	.375"	100	.31
ER022	M	.445"	.375"	100	.31
ER023	N	.445"	.375"	100	.31
ER024	O	.445"	.375"	100	.31
ER025	P	.445"	.375"	100	.31
ER026	Q	.445"	.375"	100	.31
ER027	R	.445"	.375"	100	.31
ER028	S	.445"	.375"	100	.31
ER029	T	.445"	.375"	100	.31
ER030	U	.445"	.375"	100	.31

CAT. NO.	DESCRIPTION	LENGTH	WIDTH	STD. PKG.	WT. PER 100
ER031	V	.445"	.375"	100	.31
ER032	W	.445"	.375"	100	.31
ER033	Y	.445"	.375"	100	.31
ER034	Z	.445"	.375"	100	.31
ER018	1	.445"	.375"	100	.31
ER037	2	.445"	.375"	100	.31
ER038	3	.445"	.375"	100	.31
ER039	4	.445"	.375"	100	.31
ER040	5	.445"	.375"	100	.31
ER041	6	.445"	.375"	100	.31
ER021	7	.445"	.375"	100	.31
ER042	8	.445"	.375"	100	.31
ER041	9	.445"	.375"	100	.31
ER024	0	.445"	.375"	100	.31
ER035	Minus/Hyphen	.445"	.375"	100	.31
ER036	Blank	.445"	.375"	100	.31
ER046	Plus +	.445"	.375"	100	.31
ER047	Earth	.445"	.375"	100	.31
ER048	Sine	.445"	.375"	100	.31
ER049	Slash /	.445"	.375"	100	.31

Character size .218"  
Material .025 316 stainless steel

Convenient and easy identification!

### Thomas & Betts Stainless Steel I.D. Tag Carriers/Strips

- Select from carriers and strips
- Tag kit contains 50 of each letter, number, symbol, carrier and strip in a handy carrying case



CAT. NO.	DESCRIPTION	LENGTH	WIDTH	STD. PKG.	WT. PER 100
ER043	6 Character Carrier	3.64"	.38"	100	.73
ER044	10 Character Carrier	5.14"	.38"	100	1.25
ER045	16 Character Carrier	7.39"	.38"	100	1.47
ER050	Short Strip	4.25"	.38"	100	.98

CAT. NO.	DESCRIPTION	LENGTH	WIDTH	STD. PKG.	WT. PER 100
ER051	Medium Strip	5.75"	.38"	100	1.33
ER052	Long Strip	8.0"	.38"	100	1.85
ER060	I.D. Tag Kit	—	—	1	—

I.D. Tag Kit contains 50 of each letter, number, symbol, carrier, and strip in a handy carrying case.

United States  
Tel: 901.252.8000  
800.816.7809  
Fax: 901.252.1354

Canada  
Tel: 450.347.5318  
Fax: 450.347.1976

Technical Services  
Tel: 888.862.3289

**Thomas & Betts**

[www.tnb.com](http://www.tnb.com)

## Color-Coded I.D. Tapes

Save time and money over painting!

E-Z-Code®

### Color-Coded I.D. Tape

- Effectively warns or identifies equipment, traffic and housekeeping items
- Choose from different widths
- Many colors available



1" WIDE CAT. NO.	2" WIDE CAT. NO.	3" WIDE CAT. NO.	4" WIDE CAT. NO.	COLOR
AA-1121	BA-1121	CA-1121	NA-1121	Silver
AA-1122	BA-1122	CA-1122	NA-1122	Black
AA-1123	BA-1123	CA-1123	NA-1123	Blue
AA-1124	BA-1124	CA-1124	NA-1124	Brown
AA-1125	BA-1125	CA-1125	NA-1125	Green
AA-1126	BA-1126	CA-1126	NA-1126	Orange
AA-1127	BA-1127	CA-1127	NA-1127	Purple
AA-1128	BA-1128	CA-1128	NA-1128	Red
AA-1129	BA-1129	CA-1129	NA-1129	White
AA-1130	BA-1130	CA-1130	NA-1130	Yellow
AA-1131	BA-1131	CA-1131	NA-1131	Clear

60 yards per roll


### Reflective Roll Tape



2" WIDE CAT. NO.	3" WIDE CAT. NO.	4" WIDE CAT. NO.	COLOR
AZ-3108	BZ-3108	CZ-3108	Black & Yellow Stripe
AZ-3110	BZ-3110	CZ-3110	Red & White Stripe

5 yards per roll


### Self-Sticking Vinyl Cloth Tape



2" WIDE CAT. NO.	3" WIDE CAT. NO.	4" WIDE CAT. NO.	COLOR
AZ-1100	BZ-1100	CZ-1100	Black & Yellow Stripe
AZ-1102	BZ-1102	CZ-1102	Red & White Stripe
AZ-1303	BZ-1303	CZ-1303	Magenta & Yellow Stripe & Radiation Symbol

30 yards per roll

### Laminated Vinyl Tape



2" WIDE CAT. NO.	3" WIDE CAT. NO.	4" WIDE CAT. NO.	COLOR
AZ-2104	BZ-2104	CZ-2104	Black & Yellow Stripe
AZ-2106	BZ-2106	CZ-2106	Red & White Stripe

18 yards per roll

### 2 Sided Foam Mounting Tape

CAT. NO.	DESCRIPTION
NA-0365	2-Sided Foam Mounting Tape

9 yards per roll

## Barricade & Utility Warning Tapes



Mark off hazardous or off-limit areas quickly and easily!

### Protect-A-Line® Barricade and Burial Tapes



#### Barricade Tape

- Inexpensive and easy to handle
- Convenient and reusable
- For indoor and outdoor use

#### Buried Utility Tape

- Protect against costly dig-ins
- Place 1 to 1½ feet below the ground surface directly above the pipeline or cable below
- Bright, fade-resistant colors warn equipment operators that a vital pipeline or cable is buried below, before damage occurs
- Black text on a bright background

#### Foil Backed Detectable Buried Utility Tape

- Features a metallic backing designed to be detectable under normal earthen surfaces up to 18" with common metal detectors
- Simple and fast method for relocating lines, cables and conduit for future renovation
- Black text on a bright background

CAT. NO.	LEGEND	COLOR
----------	--------	-------

#### Surveyors Tape 1½" x 1,000'

NA-0200	No Legend, No Printing	Yellow
NA-0201	No Legend, No Printing	Red
NA-0202	No Legend, No Printing	Green
NA-0203	No Legend, No Printing	Blue
NA-0204	No Legend, No Printing	Orange

#### Barricade Tape 3" x 1,000'

NA-0250	Caution	Yellow
NA-0253	Caution Construction Area	Yellow
NA-0254	Caution Do Not Enter	Yellow
NA-0256	Caution Hard Hat Area	Yellow
NA-0257	Caution High Voltage	Yellow
NA-0258	Caution Men Working	Yellow
NA-0261	Caution Open Trench	Yellow
NA-0267	Danger, on Stripes	Red & White

#### Buried Utility Tape 3" x 1,000'

NA-0600	Electric Line	Red
NA-0608	Electric Line	Yellow
NA-0601	Water Line	Blue
NA-0602	Telephone Line	Orange
NA-0603	Gas Line	Yellow
NA-0605	Sewer Line	Green
NA-0606	High Voltage Line	Red
NA-0609	Fiber Optic Cable	Orange

**NOTE:** All barricade and utility tapes are 4 MIL polyethylene and are not self sticking. All legends are printed in black. Standard package is 1 roll.

CAT. NO.	LEGEND	COLOR
----------	--------	-------

#### Buried Utility Tape 6" x 1,000'

NA-0700	Electric Line	Red
NA-0708	Electric Line	Yellow
NA-0701	Water Line	Blue
NA-0702	Telephone Line	Orange
NA-0703	Gas Line	Yellow
NA-0706	High Voltage Line	Red
NA-0709	Fiber Optic Cable	Orange

#### Foil-Backed Detectable Buried Utility Tape 3" x 1,000'

NAF-0600	Electric Line	Red
NAF-0608	Electric Line	Yellow
NAF-0601	Water Line	Blue
NAF-0602	Telephone Line	Orange
NAF-0603	Gas Line	Yellow
NAF-0604	Oil Line	Yellow
NAF-0605	Sewer Line	Green
NAF-0606	High Voltage Line	Red
NAF-0607	Cable TV Line	Orange
NAF-0609	Fiber Optic Cable	Orange

#### Foil-Backed Detectable Buried Utility Tape 6" x 1,000'

NAF-0700	Electric Line	Red
NAF-0708	Electric Line	Yellow
NAF-0701	Water Line	Blue
NAF-0702	Telephone Line	Orange
NAF-0703	Gas Line	Yellow
NAF-0704	Oil Line	Yellow
NAF-0705	Sewer Line	Green
NAF-0706	High Voltage Line	Red
NAF-0707	Cable TV Line	Orange
NAF-0709	Fiber Optic Cable	Orange



E-Z-Code®

## Lockout/Tagout


# The Lockout/Tagout devices you need to stay OSHA compliant!

E-Z-Code®


### E-Z Code® Lockout Devices

It is vitally important to control hazardous energy sources during servicing and maintenance of machines and equipment. The unexpected start up of machines or the release of stored energy could cause injury to employees. OSHA generally requires that energy sources for equipment be turned off or disconnected and that the switch either be locked or labeled with a warning tag. OSHA estimates compliance with the standard will prevent about 120 fatalities and approximately 28,000 serious and 32,000 minor injuries each year.

Thomas and Betts offers an inclusive product line to supply the general requirements of the OSHA Lockout/Tagout standard. From comprehensive training videos to circuit breaker locking devices, E-Z-Code Lockout/Tagout products help ensure that general industry workers will be protected from accidents during maintenance and servicing of equipment.



### Single Pole Circuit Breaker Lockout



"No Hole" Circuit Breaker Lockout device will lock out most single pole circuit breakers. It's easy to install and provides secure locking protection. Device also available for 480/600-volt switches.

### Plug Lockout



Designed for heavy-duty applications, the Plug Lockout is an inexpensive way to safely lock out electrical plugs. Made of rugged polypropylene, the lockouts are available in two sizes: one to fit standard 110-volt grounded plugs and a larger size for 220- and 550-volt plugs.

### Multi-Pole Circuit Breaker Lockout



Multi-Pole lockout works with most major multi-pole breakers with tie-bar. Very convenient because no self-locking tie or screwdriver is needed to install.

### Gate Valve Lockout



Make locking out valves safe and easy. Available in five sizes to fit valve handles from 1 to 13 inches in diameter. Made of durable, non-adherent plastic to resist chemicals and hot and cold temperatures. Stainless steel hinge design adds strength and security. Unique knockout feature accommodates OS&Y or "rising stem" gate valves.

### Cable Lockout



Flexible cable will lock out ALL sizes of gate valves and multiple disconnects in various energy distribution centers. They are better than chains and just as effective, with a lot less weight. Great for security use, too.

### Standard Ball Valve Lockout



Fits all major brand ball valves. Simple one-piece design makes it easy to use.

**Thomas & Betts**

[www.tnb.com](http://www.tnb.com)

United States  
Tel: 901.252.8000  
800.816.7809  
Fax: 901.252.1354

Canada  
Tel: 450.347.5318  
Fax: 450.347.1976

Technical Services  
Tel: 888.862.3289



## Three Steps for Compliance

**OSHA: Lockout/Tagout standard (29 CFR 1910.147)** requires that all energy sources be turned off and "locked out" while machines are being serviced or maintained. Compliance with this regulation requires three basic steps...

### Step 1: Develop a Written Program

This involves identifying and writing procedures for the control of hazardous energy. This also includes preparation for shutdown, equipment isolation, Lockout/Tagout application, release of stored energy, and verification of energy isolation to each piece of equipment.


### Step 2: Train Employees

Both affected and authorized employees must be trained in the specific energy control procedures established by the company. Verification of this training is required.

### Step 3: Implement the Program

In addition to developing formal written procedures and training employees, T&B offers a variety of padlocks, tags, signs, and lockout devices to help you implement lockout procedures for many different energy sources, including: electricity, pneumatics, steam, gas, liquids, and many others.

## Everything you need to develop your energy control program!



### Lockout Compliance Manual

This two-volume compliance set contains samples that highlight what OSHA is looking for and demonstrates what you must do to comply with Lockout/Tagout regulations. It helps you format your written program and gets you started on compliance. Remember, not having a thorough, written energy control program is the most common violation cited by OSHA.

#### Hazardous Energy Control Manual

The 85-page manual includes:

- Step-by-step instructions for developing your Lockout/Tagout compliance program
- Suggested training program, including outlines, training notes, and handout materials
- Forms and checklists for developing your hazardous energy control procedures
- Sample programs and procedures
- Copy of OSHA Standard 29 CFR 1910.147

#### Hazardous Energy Control Procedures

Includes:


- Sample programs and forms for completing your inventory listing, equipment procedures, and employee training log
- Three-ring binder designed to contain your written program and related information

CAT. NO.	DESCRIPTION	QTY.
L016-103	Lockout/Tagout Manual and Procedures	1/package

## Visual demonstrations of proper lockout procedures!

### Training Videos & Handbooks

- Video analyzes real-life scenarios to demonstrate what went wrong and how following proper lockout procedures could have saved lives
- Examines various elements of the Lockout/Tagout Standard and demonstrates effective lockout techniques
- Motivational program appropriate for new and experienced employees — ideal for annual retraining program
- Running time: 19 minutes



Learn from other workers' tragic mistakes in this dramatic Lockout for Life video.



Lockout/Tagout: Controlling the Beast video



Lockout/Tagout Training Handbooks

CAT. NO.	DESCRIPTION	QTY.
L016-300	"Lockout For Life" Training Video	1/package
L016-301	"Controlling the Beast" Lockout Video	1/package
L016-104	Lockout Training Handbooks	10/package



## Lockout/Tagout

E-Z-Code®

### Ball Valve Lockout Devices

- Best available method for locking out ball valves
- Fits all major brand ball valves
- Two new models accept 3/8" shackle padlocks
- Simple one-piece design makes it easy to use



### Gate Valve Lockouts

- Makes locking out valves safe and easy
- Available in five sizes to fit valve handles from 1" to 13" in diameter
- Made of durable, non-adherent plastic to resist chemicals and hot and cold temperatures
- Stainless steel hinge design for added strength and security
- Service temperatures -20° F to 300° F
- Designed to accept all locks with up to 3/8" shackle diameter and 3/4" or greater vertical shackle clearance




CAT. NO.	VALVE SIZE	PADLOCK SHACKLE MAX. DIAMETER	MIN. PADLOCK SHACKLE CLEARANCE	MATERIAL	STD. PKG. QTY.
L016-403	1/4"-1"	3/8"	1"	Super Tough Nylon	1
L016-406	1/4"-1"	3/8"	3/4"	Heavy Steel	1
L016-404	1 1/4"-3"	3/8"	3/4"	Heavy Steel	1
L016-405	1 1/4"-3"	3/8"	3/4"	Heavy Steel	1


CAT. NO.	VALVE HANDLE DIAMETER	STD. PKG. QTY.
L016-420	1"-2 1/2"	1
L016-421	2 1/2"-5"	1
L016-422	5"-6 1/2"	1
L016-423	6 1/2"-10"	1
L016-424	10"-13"	1

### Universal Ball Valve Lockout Device

- Designed to lock out virtually any quarter-turn valve — round, square or flat — and with odd-shaped handles, straight or with angled.
- Accommodates handles up to 1 1/4" thick and 1 3/8" wide in almost any length
- Unique design works with valves on insulated pipes
- Constructed of durable nylon and steel materials, making it strong, lightweight, and resistant to most chemicals



### Cable Lockout Device



- Flexible, cost-effective cable locks out gate valves of all sizes and may also be used to lock out multiple valves all with one device
- Ideal for security use as well
- 6-ft. cable is made of galvanized steel and is 1/8" in diameter

CAT. NO.	DESCRIPTION	THICKNESS	WIDTH	STD. PKG. QTY.
L016-400	Small Universal Ball Valve Lockout Device	3/8"	1"	1
L016-401	Large Universal Ball Valve Lockout Device	1 1/4"	1 3/8"	1


CAT. NO.	DESCRIPTION	STD. PKG. QTY.
L016-402	Cable Lockout Device	1





## Circuit Breaker Lockout Devices

### Universal Multi-Pole Breaker Lockout




- Multi-pole lockout works with most major multi-pole breakers with tie-bar
- Compatible with GE, ITE, Sylvania, Challenger, Bryant, Westinghouse, and General Switch Co.

CAT. NO.	DESCRIPTION	STD. PKG. QTY.
L016-500	Universal Multi-Pole Breaker Lockout	5

### Single Pole Circuit Breaker Lockout

- Locks out most major brand breaker switches (except Federal Pacific and most other 277-volt breakers)
- Accepts up to  $\frac{9}{32}$ " shackle diameter lock or nylon tie



CAT. NO.	DESCRIPTION	STD. PKG. QTY.
L016-501	Single Pole Lockout	5


### Oversized Breaker Lockout Device

- Oversized 480/600-volt frame lockout fits breakers up to  $2\frac{1}{2}$ " wide by  $\frac{7}{8}$ " thick



CAT. NO.	DESCRIPTION	STD. PKG. QTY.
L016-502	Oversized Circuit Breaker Lockout	1

### "No Hole" Circuit Breaker Lockout



- Enhanced device will lock out most single pole circuit breakers (including most Federal Pacific breakers)
- Accepts up to  $\frac{9}{32}$ " shackle diameter lock
- Fits wider and thicker tongue switches: 277-volt —  $1\frac{3}{16}$ " wide by  $\frac{23}{64}$ " thick; 480/600-volt —  $1\frac{5}{8}$ " wide by  $1\frac{1}{32}$ " thick

CAT. NO.	DESCRIPTION	STD. PKG. QTY.
L016-503	Universal Small Pole Lockout 277-Volt No Hole	5
L016-504	Universal Breaker Lockout 480/600-Volt No Hole	1

### Lockout Cleats



Step 1

Step 2

Step 3

- Works in conjunction with "No Hole" Circuit Breaker Lockout
- Ensures positive lockout for those hard to lock out long sliding switch throws and switches with large angular rotation commonly found with some Westinghouse, ITE, Square D, and Federal Pacific breakers


CAT. NO.	DESCRIPTION	STD. PKG. QTY.
L016-510	General Use Cleat 277 Volt No Hole	5
L016-520	Large General Use Cleat 480/600 Volt No Hole	5

## Lockout/Tagout

### Electrical Lockout Devices

E-Z-Code®

#### T&B Plug Lockout



- Cost-effective way to safely lock out electrical plugs
- Made of rugged polypropylene
- Available in two sizes: one to fit standard 110-volt grounded plugs and a larger size for 220- and 550-volt plugs
- Ideal for situations where plug is not under the exclusive control of the person performing the service or maintenance.

CAT. NO.	DESCRIPTION	STD. PKG. QTY.
L016-531	110-Volt Plug Lockout	1
L016-532	220/550-Volt Plug Lockout	1

#### Stopower™ Cord Lockout

- Device slides over cord prongs and locks
- Cord cannot be plugged in with Stopower™ in place
- Device cannot be removed without a key



CAT. NO.	DESCRIPTION	STD. PKG. QTY.
L016-533	Red Stopower*	1

\* Others available, contact Tech Services

#### Wall Switch Lockout



- Easy to install using existing screws
- Locks switch in "on" or "off" position

CAT. NO.	DESCRIPTION	STD. PKG. QTY.
L016-540	Wall Switch Lockout	5

#### Fuse Blockout Devices

- Unique locking mechanism prevents device from being accidentally removed from fuse block



CAT. NO.	DESCRIPTION	STD. PKG. QTY.
L016-552	¼", ⅜", ½", & ¾" Fuses	5
L016-553	1 ½", 1", & Blade Type Fuses	5





## Pneumatic Quick-Disconnect Lockout

- Isolates pneumatic energy without the expense and inconvenience of installing in-line lockout valves
- Device is applied to the male fitting, isolating equipment from all compressed air sources
- With a "glove fit," pneumatic lockout accommodates the majority of ¼", ⅜", and ½" male fittings
- Center of device enables permanent storage on an air hose, and a loop on the side can be used to hang the hose and lockout device
- Lockout using a padlock with ¼" or ⅜" shackle

CAT. NO.	DESCRIPTION	STD. PKG. QTY.
L016-600	Pneumatic Lockout	5



E-Z-Code®

## Lockout Tool Box With Components

- Kit contains: (1) Plastic Lockout Tool Box with Tray; (1) 1" to 2½" Gate Valve Lockout; (1) Small Ball Valve Lockout; (1) ¾" Blue Padlock; (1) 2" Blue Padlock; (1) Labeled Lockout Hasp; (5) Lockout Tags; (1) Universal Multi-Pole Lockout; (1) 277-Volt "No Hole" Lockout; (1) 480/600-Volt "No Hole" Lockout; (1) Wall Switch Lockout; (1) Small E-Z-Code® Plug Lockout



CAT. NO.	DESCRIPTION	STD. PKG. QTY.
L016-770	Lockout Tool Box Kit with Components	1
L016-700	Lockout Tool Box	1

## Electrical Lockout Pouch

- Pouch contains: (1) pouch, (1) 2" blue padlock, (1) labeled lockout hasp, (2) heavy duty lockout tags, (1) 277" "no hole" breaker lockout, (1) universal multi-pole lockout, (1) small plug lockout
- Pouch features metal loops for hanging on a belt
- Pouch made of heavy-duty nylon, 4¾"H x 7½"W x 2"D



CAT. NO.	DESCRIPTION	STD. PKG. QTY.
L016-710	Electrical Lockout Kit	1



## Lockout/Tagout

### 4-Lock Station

- Components include:  
(4) blue padlocks  
(25) "Do Not Operate" tags  
and (3) 1" safety lockout hasps
- Station size: 8" x 12"
- Station also sold individually
- Locks are keyed differently



CAT. NO.	DESCRIPTION	STD. PKG. QTY.
L016-760	4-Lock Station with Components	1
L016-750	4-Lock Station only	1

### 13-Lock Group Lock Box

- After machine or process is locked out, the key or keys are placed in a lock box. Then, each authorized work team member places a personal lock or tagout device on the group lock box
- Ensures that no one employee has access to the box unless ALL employees have removed their locks or tags
- Accepts up to 13 individual locks
- Heavy steel construction



CAT. NO.	DESCRIPTION	STD. PKG. QTY.
L016-811	13-Lock Group Lock Box	1

### 10-Lock Station

- Components include: (10) blue padlocks; (25) "Do Not Operate" tags; and (3) 1" safety lockout hasps
- Station size: 19" x 12"
- Station also sold individually
- Locks are keyed differently



CAT. NO.	DESCRIPTION	STD. PKG. QTY.
L016-740	10-Lock Station with Components	1
L016-730	10-Lock Station Only	1

### Lockout Signs

**NOTICE**

In Accordance with OSHA Standard 1910.147, all equipment, machines and processes shall be locked out prior to servicing.  
Lockout procedures are posted in the operating area and/or by the main energy source of each machine.  
If you have any questions about the lockout procedures, please see your supervisor or the Safety Director.

This standard will be strictly enforced.

**CAUTION**

**KEEP ELECTRIC PANEL AREA CLEAR**

CAT. NO.	MAT.	SIZE
BP43519	AL	14 x 10
BP25922	PL	14 x 10

CAT. NO.	MAT.	SIZE
BP43089	AL	7 x 10
BP43090	AL	10 x 14
BP25512	PL	7 x 10
BP25513	PL	10 x 14
BP84847	SS	7 x 10
BP84848	SS	10 x 14

**CAUTION**

**THIS MACHINE MUST BE LOCKED OUT PRIOR TO SERVICING**

**REMOVE ALL DOUBT LOCK IT OUT**

**LOCK OUT BEFORE SERVICING**

CAT. NO.	MAT.	SIZE	CAT. NO.	MAT.	SIZE
BP88316	SS	2 1/4 x 4 1/2	BP88302	SS	2 1/4 x 4 1/2

CAT. NO.	MAT.	SIZE
BP42454	AL	10 x 7
BP42455	AL	14 x 10
BP22931	PL	10 x 7
BP22932	PL	14 x 10
BP85892	SS	10 x 7
BP85893	SS	14 x 10

**LOCK OUT HERE**

**THIS DISCONNECT DOES NOT REMOVE ALL POWER FROM PANEL**

CAT. NO.	MAT.	SIZE	CAT. NO.	MAT.	SIZE
BP88304	SS	2 1/4 x 4 1/2	BP88320	SS	2 1/4 x 4 1/2

## Lockout/Tagout



## Padlocks

- Constructed of rustproofed steel case and nickel-plated shackle
- High security Padlocks are an ideal size for lockout applications
- Pair of brass keys included with each lock
- Available in six different colored bumpers to provide easy visual identification by department or work team
- Key numbers are ink-stamped on the bottom of the lock for easy lock/key identification
- Standard package: 6 locks



E-Z-Code®

CAT. NO.	DESCRIPTION	STD. PKG. QTY.
L016-900	¾" Blue Bumper Padlock	6

## Hasps



- Enables up to six workers to lock out a single energy source
- Constructed of vinyl-coated high tensile steel
- Plated to resist rust

CAT. NO.	SIZE	STD. PKG. QTY.
L016-800	1"	12
L016-801	1.5"	12

## Labeled Lockout Hasp



- Enables up to six workers to lock out a piece of equipment and begin servicing it
- Constructed from tough 5052 anodized aluminum alloy

CAT. NO.	SIZE	STD. PKG. QTY.
L016-810	—	5



# Lockout/Tagout

## Tags

### Durable Lockout Tags

OSHA requirements for Lockout Tags are very specific, and E-Z-Code® Lockout Tags have been designed to comply with every performance standard. Tags are available in two sturdy materials: reusable dura-tag and economical vinyl. All tags have a reinforcing brass grommet with 3/8" diameter to accept most padlocks. All tag surfaces allow employees to easily personalize tags with their name, department and estimated completion information as required by regulations.


### Reusable Dura-Tag

Dura-Tags are encapsulated in matte polyester laminate. Tags withstand 80-lb. pullout force. These tags are designed for harsh plant environments and are chemically resistant. Supplied with heavy-duty 3/8" ID brass grommet and nylon ties.

### Economy Polyester

Rigid polyester surface is easy to write on and stays legible longer. Wipes clean easily, ready to use again and again. Exceeds OSHA 50-lb pullout requirement. Supplied with 3/8" diameter brass grommet and nylon ties.

#### Reverse Side Options

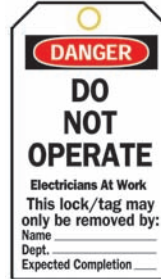


Reverse Side #1



Reverse Side #2

DESCRIPTION	SIZE	GROMMET	QTY.
Reusable Dura-Tag	5 1/2" x 3"	3/8" Brass	25/pkg.
Economy Polyester	5 3/4" x 3"	3/8" Brass	25/pkg.



#### Reusable Dura-Tag

TG65502 — Rev. Side #1    TG65503 — Rev.Side #1    TG65504 — Rev. Side #1    TG65505 — Rev. Side #1

TG65670 — Rev. Side #2

#### Economy Polyester

TG66050 — Rev. Side #1    TG66053 — Rev. Side #1    TG66055 — Rev. Side #1    TG66057 — Rev. Side #1

TG66052 — Rev. Side #2

Order multiple 25 tags.



#### Reusable Dura-Tag

TG65506 — Rev. Side #1    TG65515 — Rev.Side #1    TG65520 — Rev. Side #1    TG65526 — Rev. Side #1

TG65671 — Rev. Side #2

#### Economy Polyester

TG66059 — Rev. Side #1    TG66061 — Rev. Side #1    TG66063 — Rev. Side #1    TG66066 — Rev. Side #1

TG66065 — Rev. Side #2

Order multiple 25 tags.



# Accident Prevention Tags



## Tags

### Reusable Dura-Tag

Dura-Tags are encapsulated in matte polyester laminate. Tags withstand 80-lb. pullout force. These tags are designed for harsh plant environments and are chemically resistant. Supplied with heavy-duty 3/8" ID brass grommet and nylon ties.



DESCRIPTION	SIZE	GROMMET	QTY.
Reusable Dura-Tag	5 3/4" x 3"	3/8"	25/pkg.
Economy Polyester	5 3/4" x 3"	3/8"	25/pkg.
Card Stock Tags	5 3/4" x 3"	3/8"	25/pkg.

E-Z-Code®

### Economy Polyester

Rigid polyester surface is easy to write on and stays legible longer. Wipes clean easily, ready to use again and again. Exceeds OSHA 50-lb pullout requirement. Supplied with 3/8" diameter brass grommet and nylon ties.



### Cardstock

Economical, yet durable cardstock. These disposable tags come with a 3/8" diameter brass grommet and a string fastener. Material accepts pen, pencil or marker writing.

- Reusable Dura-Tag**  
 TG86425 — Rev. Side 1      TG86424 — Rev. Side 1      TG86414 — Rev. Side 2
- Economy Polyester**  
 TG86544 — Rev. Side 1      TG86543 — Rev. Side 1      TG86533 — Rev. Side 2
- Cardstock Tags**  
 TG86654 — Rev. Side 1      TG86653 — Rev. Side 1      TG86643 — Rev. Side 2

Order multiple 25 tags.



- Reusable Dura-Tag**  
 TG86418 — Rev. Side 2      TG86442 — Same Back      TG86454 — Same Back      TG86438 — Same Back      TG86416 — Same Back      TG86417 — Same Back
- Economy Polyester**  
 TG86537 — Rev. Side 2      TG86556 — Same Back      TG86574 — Same Back      TG86565 — Same Back      TG86535 — Same Back      TG86536 — Same Back
- Cardstock Tags**  
 TG86647 — Rev. Side 2      TG86666 — Same Back      TG86684 — Same Back      TG86675 — Same Back      TG86645 — Same Back      TG86646 — Same Back

Order multiple 25 tags.

**United States**  
 Tel: 901.252.8000  
 800.816.7809  
 Fax: 901.252.1354

**Canada**  
 Tel: 450.347.5318  
 Fax: 450.347.1976

**Technical Services**  
 Tel: 888.862.3289

**Thomas & Betts**  
[www.tnb.com](http://www.tnb.com)

## Electrical Safety Labels

### “Mr. Ouch” NEMA Safety Labels

Fig. 1



Fig. 2

- NEMA recommends use of “Mr. Ouch” labels on transformers located in public areas
- Meets NEMA and UL standards
- Made of tamper-resistant film to prevent defacing and vandalism
- Permanent pressure-sensitive adhesive makes removal virtually impossible

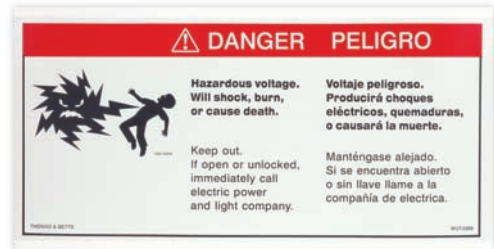


Fig. 3

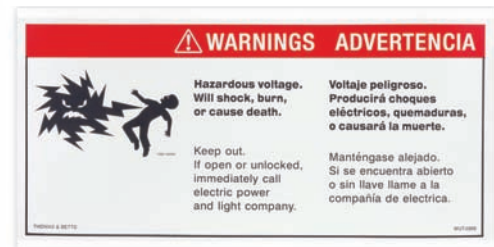
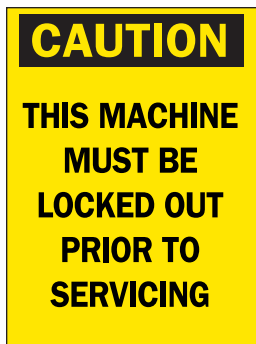


Fig. 4

CAT. NO.	LEGEND	FIG.	NEMA LABEL SIZE
WUT-0367	DANGER	1	4 1/2" x 8"
WUT-0366	WARNING	2	4 1/2" x 8"
WUT-0369	DANGER (Bilingual)	3	4 1/2" x 10 3/4"
WUT-0368	WARNING (Bilingual)	4	4 1/2" x 10 3/4"

Order multiple 5 labels.

## Magnetic Signs



CAT. NO.	SIGN SIZE
MG66002	5" x 3 1/2"
MG66003	5" x 3 1/2"

Order multiple 10 signs.

CAT. NO.	SIGN SIZE
MG66004	5" x 3 1/2"
MG66005	5" x 3 1/2"

CAT. NO.	SIGN SIZE
MG66006	7" x 5"
MG66007	7" x 5"

CAT. NO.	SIGN SIZE
MG66008	7" x 5"
MG66009	7" x 5"

## Electrical Safety Labels



### Self-Sticking Polyester Safety Labels

E-Z-Code®



CAT. NO.	SIGN SIZE
WJA-1100	2 1/4" x 9"
WQA-1100	5" x 14"



CAT. NO.	SIGN SIZE
WJA-0076	2 1/4" x 9"
WQA-0076	5" x 14"



CAT. NO.	DESCRIPTION
WHF-0076	2 per Card



CAT. NO.	SIGN SIZE
LB86871	3 1/2" x 5"



CAT. NO.	SIGN SIZE
LB86860	3 1/2" x 5"



CAT. NO.	SIGN SIZE
LB86235	3 1/2" x 5"



CAT. NO.	SIGN SIZE
LB86234	3 1/2" x 5"



CAT. NO.	SIGN SIZE
LB86877	3 1/2" x 5"



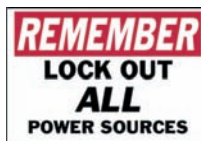
CAT. NO.	SIGN SIZE
LB86861	3 1/2" x 5"



CAT. NO.	SIGN SIZE
LB86204	3 1/2" x 5"



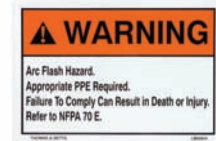
CAT. NO.	SIGN SIZE
LB86245	3 1/2" x 5"



CAT. NO.	SIGN SIZE
LB86248	3 1/2" x 5"



CAT. NO.	SIGN SIZE
LB86250	3 1/2" x 5"



CAT. NO.	SIGN SIZE
LB94913	3 1/2" x 10"
LB94914	5" x 7"

Order multiple 5 cards.



## Safety Signs

Avoid potential catastrophes by clearly marking hazard areas!

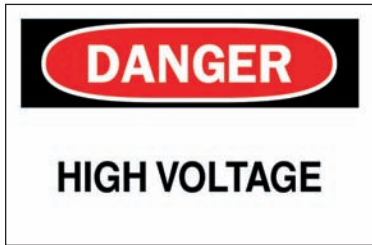
### Electrical Hazard Safety Signs

AL — Aluminum: 5- to 8-year durability

PL — Plastic: 1- to 2-year durability

SS — Self Sticking: 5- to 8-year durability

E-Z-Code®



CAT NO.	MAT.	SIZE
BP43109	AL	7 x 10
BP43110	AL	10 x 14
BP25532	PL	7 x 10
BP25533	PL	10 x 14
BP84876	SS	7 x 10
BP84877	SS	10 x 14



CAT NO.	MAT.	SIZE
BP40667	AL	7 x 10
BP40668	AL	10 x 14
BP22103	PL	7 x 10
BP22104	PL	10 x 14
BP84083	SS	7 x 10
BP84084	SS	10 x 14



CAT NO.	MAT.	SIZE
BP40997	AL	7x10
BP40998	AL	10x14
BP22433	PL	7x10
BP22434	PL	10x14
BP84571	SS	7x10
BP84572	SS	10x14



CAT NO.	MAT.	SIZE
BP43477	AL	10 x 14
BP25900	PL	10 x 14



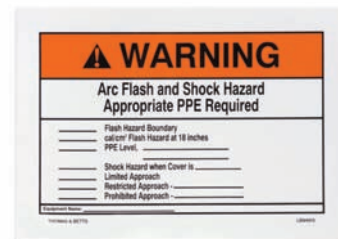
CAT NO.	MAT.	SIZE
BP42584	AL	7 x 10
BP42585	AL	10 x 14
BP23061	PL	7 x 10
BP23062	PL	10 x 14
BP88217	SS	7 x 10
BP88218	SS	10 x 14

NEC® compliant signs warn of arc fault danger.

### Vinyl Pressure-Sensitive Accident Prevention Signs

New 2002 National Electrical® Code Requirement: 110.16 Flash Protection

The new requirement is intended to reduce the occurrence of serious injury or death due to arcing faults to workers who work on or near energized electrical equipment. The warning label should remind a qualified worker who intends to open the equipment for analysis or work that a serious hazard exists and that the worker should follow appropriate work practices and wear appropriate personal protection equipment (PPE) for the specific hazard.



CAT. NO.	LEGEND	COLOR	SIZE
LB94915	WARNING ARC FLASH AND SHOCK	Orange and black on white	7" x 10"
LB94916	WARNING ARC FLASH AND SHOCK	Orange and black on white	10" x 14"

Order by cards. 5 identical cards per standard package poly bag.

# Custom Sign Express Order Form

This Custom Sign Order Form is for the convenience of you and your authorized Thomas & Betts Distributor. To help expedite your order, please copy the order form and use a separate form to order signs that require different legends, different sizes, different headers, or different materials.

**Fax your order to: 901-252-1321**

## Materials and Available Sizes:

Please check appropriate box for material and size.

Material	Available Sizes					
<input type="checkbox"/> Aluminum	<input type="checkbox"/> 7 x 10	<input type="checkbox"/> 10 x 14				
<input type="checkbox"/> Plastic	<input type="checkbox"/> 7 x 10	<input type="checkbox"/> 10 x 14				
<input type="checkbox"/> Self-Sticking	<input type="checkbox"/> 3 x 5	<input type="checkbox"/> 5 x 7	<input type="checkbox"/> 7 x 10	<input type="checkbox"/> 9 x 12	<input type="checkbox"/> 10 x 14	

## Header/Color:

Please check one of the options below for Spanish or English language.

<input type="checkbox"/>		<input type="checkbox"/>		<input type="checkbox"/>		<input type="checkbox"/>		<input type="checkbox"/>	
<input type="checkbox"/>		<input type="checkbox"/>		<input type="checkbox"/>		<input type="checkbox"/>		<input type="checkbox"/>	
	Red & Black Header on White		Blue Header on White		Black Header on Yellow		Green Header on White		Black Header on Orange
<input type="checkbox"/>		<input type="checkbox"/>	Black on White	<input type="checkbox"/>	Black on Yellow	<input type="checkbox"/>	Red on White	<input type="checkbox"/>	Magenta on Yellow
		<input type="checkbox"/>	Black on Orange	<input type="checkbox"/>	Green on White	<input type="checkbox"/>	Blue on White		

## Legend:

Please print your message clearly in the box below

Lay out best way       Lay out exactly as shown below

## Distributor Billing Location:

Distributor Name: \_\_\_\_\_  
 Distributor Address: \_\_\_\_\_  
 P.O. Number: \_\_\_\_\_  
 Contact Name: \_\_\_\_\_  
 Phone Number: \_\_\_\_\_  
 Fax Number: \_\_\_\_\_

## Pictograms:

A pictogram can be included on your custom sign, in black, at no additional charge.

Please indicate pictogram number below.

1 Ear Protection	2 Eye Protection	3 Head Protection	4 Slip	5 Respirator	6 Confined Space
7 Lockout/Tagout	8 Pinch	9 Cut/Sever	10 Electrical	11 Electrical	12 Flammable
13 Eye Wash Station	14 Stop	15 No Parking	16 Keep Out	17 No Smoking	18 Fire Extinguisher

## Shipping Location:

Your Name/Title: \_\_\_\_\_  
 Company Name: \_\_\_\_\_  
 Attn: \_\_\_\_\_  
 Address: \_\_\_\_\_  
 City: \_\_\_\_\_ State: \_\_\_\_\_ Zip: \_\_\_\_\_  
 Phone/Fax Number: \_\_\_\_\_  
 P.O. Number: \_\_\_\_\_



Quantity:

No minimum order. Orders for 50+ signs are welcome. Call for delivery and additional volume discounts.

E-Z-Code®

## Tool Services

### Count on Thomas & Betts for the Right Tools for the Right Job!

Since the 1930s, Thomas & Betts has been supplying tools, dies and connectors. Today, with more than 75 years experience in tools, dies and connectors, Thomas & Betts still sets the standard for innovation, quality and performance for application tooling. Rely on Thomas & Betts tools for labor-saving features, user comfort and convenience, long service life and extraordinary value.

#### Application Tooling Support — At Your Service

For more than 40 years, Thomas & Betts' highly trained, experienced and dedicated Tool Services staff has been supporting customers in every aspect of their tooling needs. With 100-plus years of combined experience, T&B application tool specialists are ready to assist you with:

- Tool recommendations based on your application and workload
- Demonstrations
- Rental and leasing programs
- On-site installation
- On-site training
- Technical support
- Calibration and certification (factory or on-site)
- Repair (both warranty and non-warranty)
- Loaners for temporary use during repairs
- Supplying components and technical documentation for customer-performed repairs

#### Tool Repair

Thomas & Betts Tool Services repairs all Thomas & Betts tools, from simple hand tools to hydraulic pumps and crimping heads. Tool Services performs all warranty repairs and can supply you with a temporary loaner tool when necessary. Tool Services can also perform non-warranty repairs, or, if you wish to repair your own tools, contact Tool Services to obtain any needed components, technical documentation and support.

#### Tool Rental Program

For short-term installation projects, sometimes it makes more sense to rent than buy power tools. Thomas & Betts Tool Services understands this and has created a Tool Rental Program, geared specifically for contractors and projects, to meet the need. Renting T&B tools is easy. A rental agreement is available on our web site, and you can pay the rental fee by credit card. Call Tool Services at **1-800-284-TOOL (8665)** for more details, including a list of Thomas & Betts tools available for rental.



#### Tool Leasing Program

For longer term use, many OEMs find that leasing high-end tools may be more financially attractive than purchasing. Call Tool Services at **1-800-284-TOOL (8665)** for more information and a list of Thomas & Betts tools available for lease.

#### Thomas & Betts Tool Warranty

You can choose Thomas & Betts tools with confidence, because we stand behind them with our warranty. The chart below shows the standard length of warranty for different types of tools. See below for additional warranty details.

1 Year	2 Years	5 Years
<ul style="list-style-type: none"> <li>• Cable Tie Installation Tools</li> <li>• Printers</li> <li>• Cable Cutters &amp; Strippers</li> <li>• Dies</li> </ul>	<ul style="list-style-type: none"> <li>• Mechanical Hand Tools with Shure-Stake® Mechanism</li> <li>• Pneumatic Tools</li> <li>• Hydraulic Pumps</li> <li>• Battery-Operated Tools</li> </ul>	<ul style="list-style-type: none"> <li>• Mechanical Hand Tools without Shure-Stake® Mechanism</li> <li>• Hydraulic Tools (self-contained and remote heads)</li> </ul>

Call Toll-Free **1-800-284-TOOL (8665)**

For more information about Thomas & Betts Tool Services:

E-Mail us at [toolservice@tnb.com](mailto:toolservice@tnb.com)

#### Limited Warranty for Tools

Thomas & Betts sells tools with the understanding that the user will perform all necessary tests to determine the suitability of each tool for the user's intended application. Thomas & Betts warrants that its tools will be free from defects in materials and workmanship for the period of time specified above. Upon prompt notification of any warranted defect, Thomas & Betts will, at its option, repair or replace the defective product or refund the purchase price. Proof of purchase is required. Misuse or unauthorized modification of the product voids all warranties.

#### Limitations and Exclusions

The warranty above is the sole warranty concerning this product, and is in lieu of all other warranties express or implied, including but not limited to any implied warranty of merchantability or fitness for a particular purpose, which are specifically disclaimed. Liability for breach of the above warranty is limited to cost of repair or replacement of the product, and under no circumstances will Thomas & Betts be liable for any indirect, special, incidental or consequential damages.

Direct all warranty inquiries to: Thomas & Betts Tool Services **1-800-284-TOOL (8665)**.

**Thomas & Betts**

[www.tnb.com](http://www.tnb.com)

United States

Tel: 901.252.8000

800.816.7809

Fax: 901.252.1354

Canada

Tel: 450.347.5318

Fax: 450.347.1976

Technical Services

Tel: 888.862.3289