

DO NOT SCALE FROM THIS PRINT

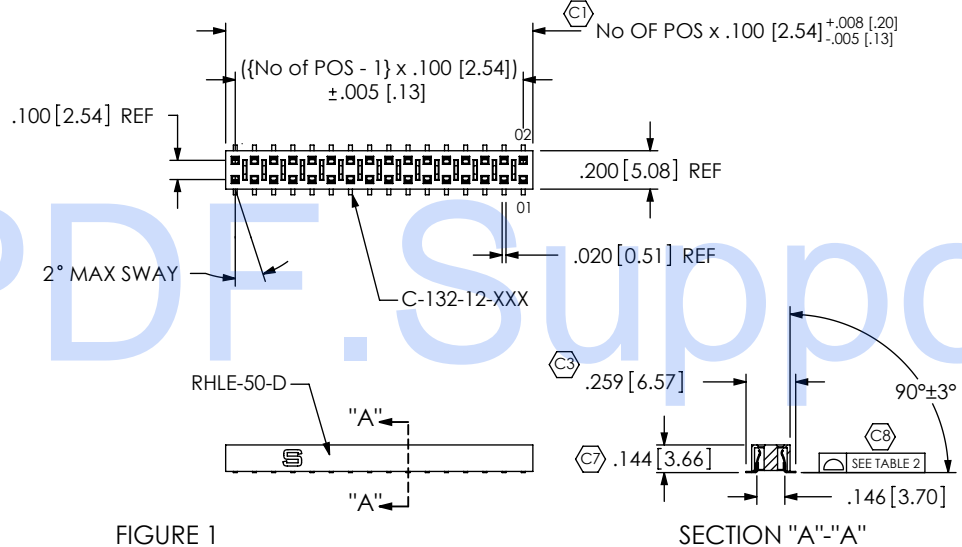
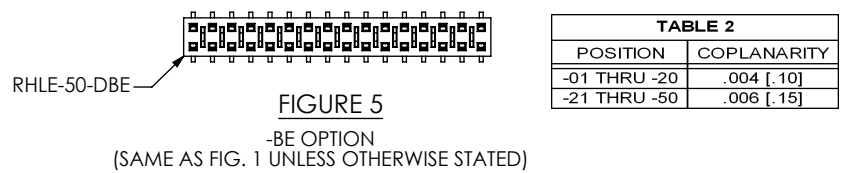


FIGURE 1
HLE-116-02-XXX-DV SHOWN

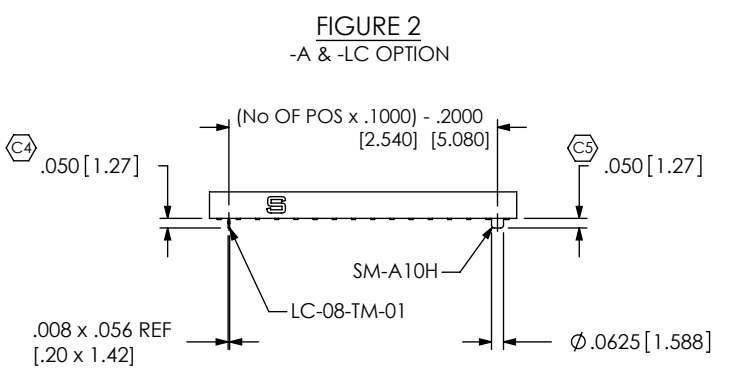
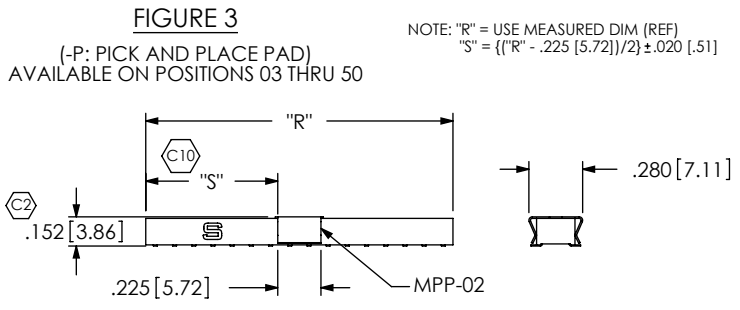


FIGURE 2
-A & -LC OPTION

TUBE VIEWS

STYLE	PKG TUBE	PLUG
-DV, -DV-LC, -DV-A, -DV-A-P, -DV-P	PT-1-24-01-64	TP-03
-DV-K, -DV-A-K	PT-1-24-10-63	TP-09

- NOTES:
- ① REPRESENTS A CRITICAL DIMENSION.
 - ALL IDENTIFICATION MARKS MUST NOT STAND GREATER THAN .002 [.05] OFF THE SURFACE OF THE PART.
 - PULL OUT FORCE FOR -LC, -A, & CONTACT IS 12 oz MIN.
 - COPLANARITY: SEE TABLE 2.
 - BURR ALLOWANCE: .003 [.08] MAX
 - CUT ASSEMBLIES AFTER FILL. CUT FLASH TO BE .010 MAX WITH NO FLASH ALLOWED IN HOLES OR EXTENDING BELOW LEADS. WILL LOSE A POSITION FOR EVERY CUT MADE ON A SOCKET STRIP.
 - TUBE POSITIONS 03 THRU 50. LAYER PACKAGE POSITION 02.
 - ENDWALL THICKNESS: .030+/- .005[.76+/- .13] TO BE MEASURED FROM BOTTOM VIEW.

AC

HLE-1XX-02-XXX-DV-XX-XX-XX

- No OF POSITIONS
-02 THRU -50
(PER ROW)
- LEAD STYLE
-02: SURFACE MOUNT
(USE C-132-12-X)
- PLATING SPECIFICATION
-G: GOLD (USE C-132-12-G)
-S: SELECTIVE GOLD
(USE C-132-12-S)
-F: SELECTIVE FLASH GOLD
(USE C-132-12-F)
-L: SELECTIVE LIGHT GOLD
(USE C-132-12-L)
-H: HEAVY GOLD
(USE C-132-12-H)
-STL: SELECTIVE TIN/LEAD
(USE C-132-12-STL)
-SM SELECTIVE GOLD/MATTE TIN TAIL
(USE C-132-12-S)
-FM SELECTIVE FLASH GOLD/MATTE TIN TAIL
(USE C-132-12-F)
-LM LIGHT GOLD/MATTE TIN TAIL
(USE C-132-12-L)
- OPTION
-TR: TAPE & REEL
(2 - 29 POSITIONS ONLY)
- OPTION
-P: PICK & PLACE PAD
(POS -03 THRU -50 ONLY)
-A: ALIGNMENT PIN (4 POS MIN)
-LC: LOCKING CLIP (2 POS MIN)
-K: POLYAMIDE FILM PAD (AVAILABLE ON POS -03 THRU -50: .005 [.13] THICKNESS WITH SILICONE ADHESIVE) (SEE FIG. 1)
- OPTION
-BE: BOTTOM ENTRY
(USE RHLE-50-DBE) (SEE FIG. 5)
(LEAVE BLANK FOR STANDARD)
- ROW SPECIFICATION
-DV: DOUBLE VERTICAL
(USE RHLE-50-D)

PATENT NUMBERS
5713755 / 5961339

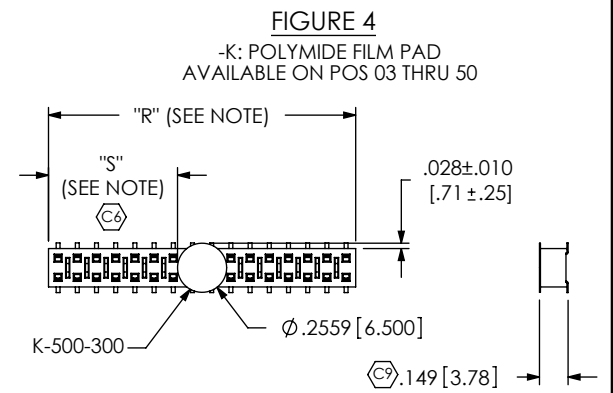


FIGURE 4
-K: POLYIMIDE FILM PAD
AVAILABLE ON POS 03 THRU 50

UNLESS OTHERWISE SPECIFIED, DIMENSIONS ARE IN INCHES. TOLERANCES ARE:

DECIMALS	ANGLES
.XX: ±.01 [.3]	3°
.XXX: ±.005 [.13]	
.XXXX: ±.0020 [.051]	

PROPRIETARY NOTE
THIS DOCUMENT CONTAINS INFORMATION CONFIDENTIAL AND PROPRIETARY TO SAMTEC, INC. AND SHALL NOT BE REPRODUCED OR TRANSFERRED TO OTHER DOCUMENTS OR DISCLOSED TO OTHERS OR USED FOR ANY PURPOSE OTHER THAN THAT WHICH IT WAS OBTAINED WITHOUT THE EXPRESSED WRITTEN CONSENT OF SAMTEC, INC.



520 PARK EAST BLVD, NEW ALBANY, IN 47150
PHONE: 812-944-6733 FAX: 812-948-5047
e-Mail: info@SAMTEC.com code: 55322

MATERIAL: DO NOT SCALE DRAWING SHEET SCALE: 1:1
BODY: VECTRA E130i
CONTACT: BeCu

DESCRIPTION:
[2.54] .100 TIGER BEAM SOCKET ASSEMBLY
DWG. NO.
HLE-1XX-02-XXX-DV-XX-XX-XX
BY: ED MESSER 12/19/98 SHEET 1 OF 1