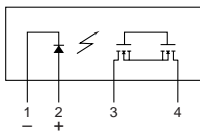
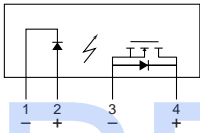


mm inch



AC/DC type



DC type

FEATURES

1. High capacity PhotoMOS Relay in a compact and slim 4-pin SIL
2. Extremely low ON resistance
3. Control low-level signal
Power Photo MOS relays feature extremely low closed-circuit offset voltage to enable control of low-level analog signals without distortion.
4. Low-level off state leakage current
5. High I/O isolation voltage 2,500 V
6. Eliminates the need for a counter electromotive protection diode in the drive circuit on the input side
7. Eliminate the need for a power supply to drive the power MOSFET
8. PC board layout is simplified
9. No restriction on mounting direction
10. Varistor incorporated type is also available.

TYPICAL APPLICATIONS

- High-speed inspection machines
- IC checker
- NC machine, Robots
- Office machines
- Telecommunication
- Automotive
- Industrial control

TYPES

1. AC/DC type

Output rating		Part No.	Packing quantity	
Load voltage	Load current		Inner carton	Outer carton
60 V	3.0 A	AQZ202	25 pcs.	500 pcs.
100 V	2.0 A	AQZ205		
200 V	1.0 A	AQZ207		
400 V	0.5 A	AQZ204		

2. DC type

Output rating		Part No.	Packing quantity	
Load voltage	Load current		Inner carton	Outer carton
60 V	4.0 A	AQZ102	25 pcs.	500 pcs.
100 V	2.6 A	AQZ105		
200 V	1.3 A	AQZ107		
400 V	0.7 A	AQZ104		

Notes: Load voltage and current of AC/DC type: Peak AC/DC.
Load voltage and current of DC type: DC

RATING

1. AC/DC type

1) Absolute maximum ratings (Ambient temperature: 25°C 77°F)

Item		Symbol	AQZ202	AQZ205	AQZ207	AQZ204	Remarks
Input	LED forward current	I_F	50 mA				
	LED reverse voltage	V_R	3 V				
	Peak forward current	I_{FP}	1 A				$f = 100$ Hz, Duty factor = 0.1%
	Power dissipation	P_{in}	75 mW				
Output	Load voltage (Peak AC)	V_L	60 V	100 V	200 V	400 V	
	Continuous load current	I_L	3.0 A	2.0 A	1.0 A	0.5 A	
	Peak load current	I_{peak}	9.0 A	6.0 A	3.0 A	1.5 A	100 ms (1 shot), $V_L = DC$
	Power dissipation	P_{out}	1.6 W				
Total power dissipation		P_T	1.6 W				
I/O isolation voltage		V_{iso}	2,500 V AC				
Temperature limits	Operating	T_{opr}	-40°C to +85°C -40°F to +185°F				Non-condensing at low temperatures
	Storage	T_{stg}	-40°C to +100°C -40°F to +212°F				

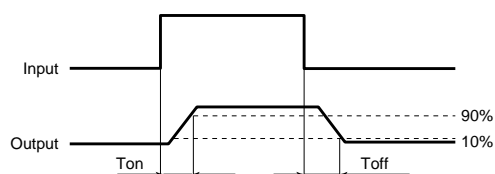
2) Electrical characteristics (Ambient temperature: 25°C 77°F)

Item			Symbol	AQZ202	AQZ205	AQZ207	AQZ204	Condition	
Input	LED operate current	Typical	I_{Fon}	1.0 mA				$I_L = 100$ mA $V_L = 10$ V	
		Maximum		3.0 mA					
	LED turn off current	Minimum	I_{Foff}	0.4 mA				$I_L = 100$ mA $V_L = 10$ V	
		Typical		0.9 mA					
LED dropout voltage	Typical	V_F	1.16 V (1.25 V at $I_F = 50$ mA)				$I_F = 10$ mA		
	Maximum		1.5 V						
Output	On resistance	Typical	R_{on}	0.11 Ω	0.23 Ω	0.7 Ω	2.1 Ω	$I_F = 10$ mA $I_L = Max.$ Within 1 s on time	
		Maximum		0.18 Ω	0.34 Ω	1.1 Ω	3.2 Ω		
	Off state leakage current	Maximum	—	10 μ A				$I_F = 0$ $V_L = Max.$	
Transfer characteristics	Switching speed	Turn on time*	T_{on}	Typical	2.46 ms	2.40 ms	1.12 ms	1.65 ms	$I_F = 10$ mA $I_L = 100$ mA $V_L = 10$ V
				Maximum	5.0 ms				
		Typical		5.64 ms	5.65 ms	2.57 ms	3.88 ms	$I_F = 5$ mA $I_L = 100$ mA $V_L = 10$ V	
		Maximum		10.0 ms					
	Turn off time*	T_{off}	Typical	0.22 ms	0.21 ms	0.10 ms	0.08 ms	$I_F = 5$ mA or 10 mA $I_L = 100$ mA $V_L = 10$ V	
			Maximum	3.0 ms					
	I/O capacitance		C_{iso}	Typical	0.8 pF				$f = 1$ MHz $V_B = 0$
				Maximum	1.5 pF				
	Initial I/O isolation resistance	Minimum	R_{iso}	1,000 M Ω				500 V DC	
	Maximum operating speed	Maximum	—	0.5 cps				$I_F = 10$ mA Duty factor = 50% $I_L = Max., V_L = Max.$	
Vibration resistance		Minimum	—	10 to 55 Hz at double amplitude of 3 mm				2 hours for 3 axes	
Shock resistance		Minimum	—	4,900 m/s ² {500 G} 1 ms				3 times for 3 axes	

Note: Recommendable LED forward current $I_F = 5$ to 10 mA.

For type of connection, see page 35.

*Turn on/off time



AQZ100, 200

2. DC type

1) Absolute maximum ratings (Ambient temperature: 25°C 77°F)

Item		Symbol	AQZ102	AQZ105	AQZ107	AQZ104	Remarks
Input	LED forward current	I_F	50 mA				
	LED reverse voltage	V_R	3 V				
	Peak forward current	I_{FP}	1 A				$f = 100$ Hz, Duty factor = 0.1%
	Power dissipation	P_{in}	75 mW				
Output	Load voltage (DC)	V_L	60 V	100 V	200 V	400 V	
	Continuous load current (DC)	I_L	4.0 A	2.6 A	1.3 A	0.7 A	
	Peak load current	I_{peak}	9.0 A	6.0 A	3.0 A	1.5 A	100 ms (1 shot), $V_L = DC$
	Power dissipation	P_{out}	1.35 W				
	Total power dissipation	P_T	1.35 W				
I/O isolation voltage		V_{iso}	2,500 V AC				
Temperature limits	Operating	T_{opr}	-40°C to +85°C -40°F to +185°F				Non-condensing at low temperatures
	Storage	T_{stg}	-40°C to +100°C -40°F to +212°F				

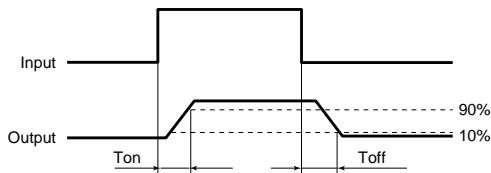
2) Electrical characteristics (Ambient temperature: 25°C 77°F)

Item			Symbol	AQZ102	AQZ105	AQZ107	AQZ104	Condition	
Input	LED operate current	Typical	I_{Fon}	1.0 mA				$I_L = 100$ mA $V_L = 10$ V	
		Maximum		3.0 mA					
	LED turn off current	Minimum	I_{Foff}	0.4 mA				$I_L = 100$ mA $V_L = 10$ V	
		Typical		0.9 mA					
	LED dropout voltage	Typical	V_F	1.16 V (1.25 V at $I_F = 50$ mA)				$I_F = 10$ mA	
Maximum		1.5 V							
Output	On resistance	Typical	R_{on}	0.05 Ω	0.081 Ω	0.34 Ω	1.06 Ω	$I_F = 10$ mA $I_L = Max.$ Within 1 s on time	
		Maximum		0.09 Ω	0.17 Ω	0.55 Ω	1.6 Ω		
	Off state leakage current	Maximum	—	10 μ A				$I_F = 0$ $V_L = Max.$	
Transfer characteristics	Switching speed	Turn on time*	T_{on}	Typical	1.66 ms	1.89 ms	0.83 ms	1.01 ms	$I_F = 10$ mA $I_L = 100$ mA $V_L = 10$ V
				Maximum	5.0 ms				
		Turn off time*		Typical	3.79 ms	4.50 ms	1.75 ms	2.34 ms	$I_F = 5$ mA $I_L = 100$ mA $V_L = 10$ V
				Maximum	10.0 ms				
	I/O capacitance	Typical	C_{iso}	0.8 pF				$f = 1$ MHz $V_B = 0$	
		Maximum		1.5 pF					
	Initial I/O isolation resistance	Minimum	R_{iso}	1,000 M Ω				500 V DC	
	Maximum operating speed	Maximum	—	0.5 cps				$I_F = 10$ mA Duty factor = 50% $I_L \times V_L = 200$ (VA)	
	Vibration resistance	Minimum	—	10 to 55 Hz at double amplitude of 3 mm				2 hours for 3 axes	
	Shock resistance	Minimum	—	4,900 m/s ² {500 G} 1 ms				3 times for 3 axes	

Note: Recommendable LED forward current $I_F = 5$ to 10 mA.

For type of connection, see page 35.

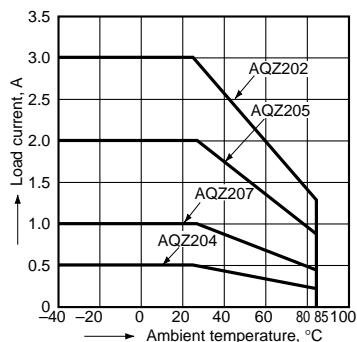
*Turn on/off time



REFERENCE DATA

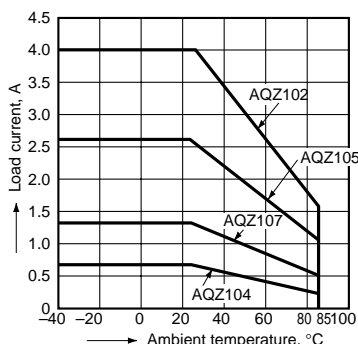
1.-(1) Load current vs. ambient temperature characteristics (AC/DC type)

Allowable ambient temperature: -40°C to +85°C
-40°F to +185°F



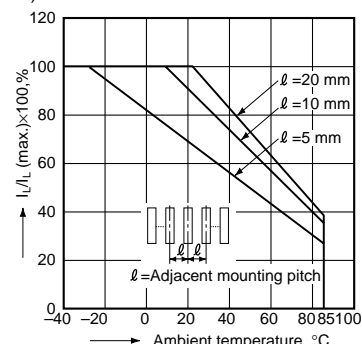
1.-(2) Load current vs. ambient temperature characteristics (DC type)

Allowable ambient temperature: -40°C to +85°C
-40°F to +185°F



2. Load current vs. ambient temperature characteristics in adjacent mounting

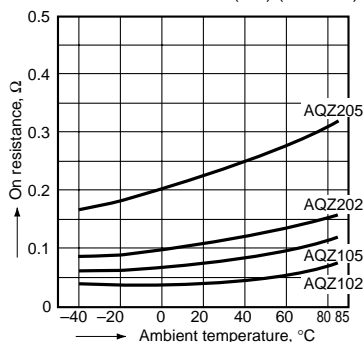
I_L : Load current;
 I_L (max.): Maximum continuous load current



3.-(1) On resistance vs. ambient temperature characteristics

LED current: 10 mA;

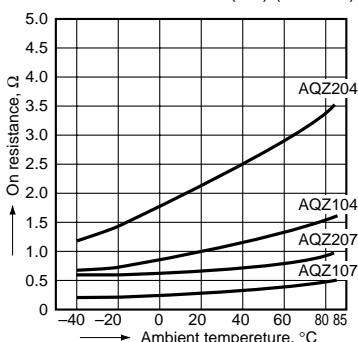
Continuous load current: 1.2 A (DC) (AQZ202),
0.8 A (DC) (AQZ205),
1.6 A (DC) (AQZ102),
1.04 A (DC) (AQZ105)



3.-(2) On resistance vs. ambient temperature characteristics

LED current: 10 mA;

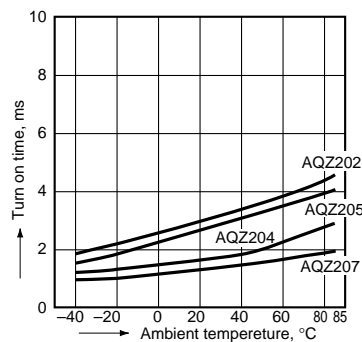
Continuous load current: 0.4 A (DC) (AQZ207),
0.2 A (DC) (AQZ204),
0.52 A (DC) (AQZ107),
0.28 A (DC) (AQZ104)



4.-(1) Turn on time vs. ambient temperature characteristics (AC/DC type)

LED current: 10 mA;

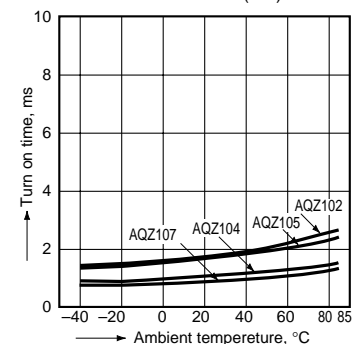
Load voltage: 10 V (DC);
Continuous load current: 100 mA (DC)



4.-(2) Turn on time vs. ambient temperature characteristics (DC type)

LED current: 10 mA;

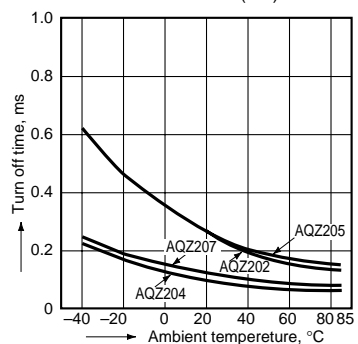
Load voltage: 10 V (DC);
Continuous load current: 100 mA (DC)



5.-(1) Turn off time vs. ambient temperature characteristics (AC/DC type)

LED current: 10 mA;

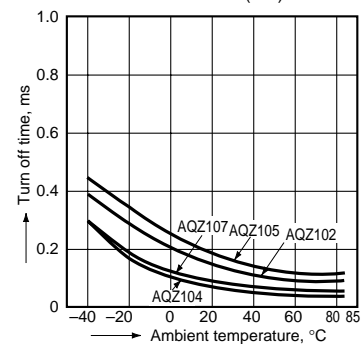
Load voltage: 10 V (DC);
Continuous load current: 100 mA (DC)



5.-(2) Turn off time vs. ambient temperature characteristics (DC type)

LED current: 10 mA;

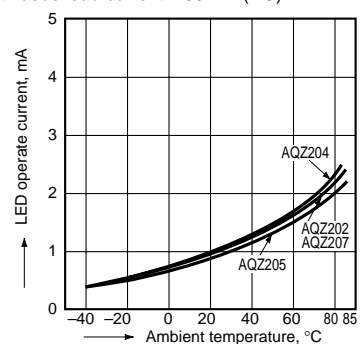
Load voltage: 10 V (DC);
Continuous load current: 100 mA (DC)



6.-(1) LED operate vs. ambient temperature characteristics (AC/DC type)

Load voltage: 10 V (DC);

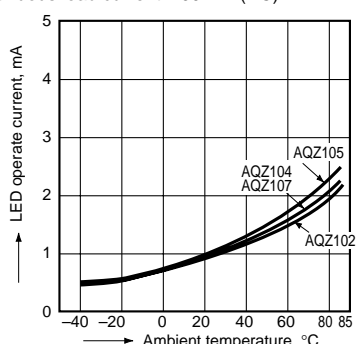
Continuous load current: 100 mA (DC)



6.-(2) LED operate vs. ambient temperature characteristics (DC type)

Load voltage: 10 V (DC);

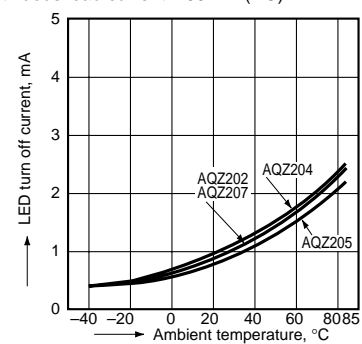
Continuous load current: 100 mA (DC)



7.-(1) LED turn off current vs. ambient temperature characteristics (AC/DC type)

Load voltage: 10 V (DC);

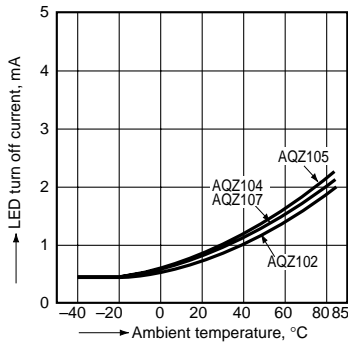
Continuous load current: 100 mA (DC)



AQZ100, 200

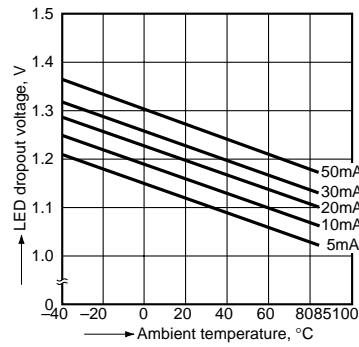
7.-(2) LED turn off current vs. ambient temperature characteristics (DC type)

Load voltage: 10 V (DC);
Continuous load current: 100 mA (DC)



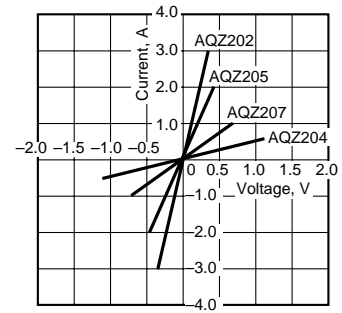
8. LED dropout voltage vs. ambient temperature characteristics

Sample: all types; LED current: 5 to 50 mA



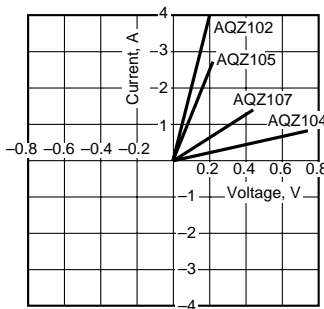
9.-(1) Voltage vs. current characteristics of output at MOS portion (AC/DC type)

Ambient temperature: 25°C 77°F



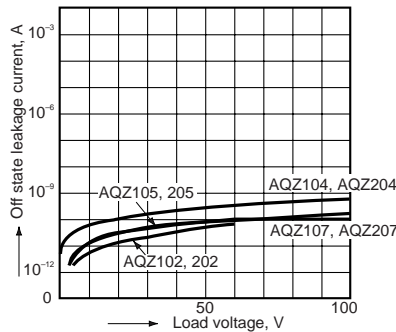
9.-(2) Voltage vs. current characteristics of output at MOS portion (DC type)

Ambient temperature: 25°C 77°F



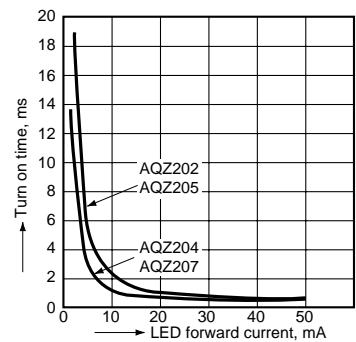
10. Off state leakage current

Ambient temperature: 25°C 77°F



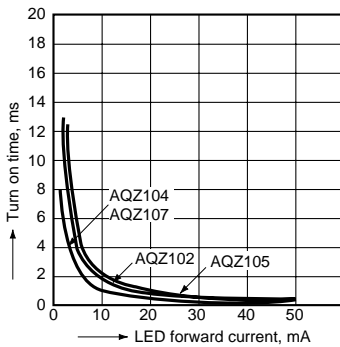
11.-(1) LED forward current vs. turn on time characteristics (AC/DC type)

Load voltage: 10 V (DC);
Continuous load current: 100 mA (DC);
Ambient temperature: 25°C 77°F



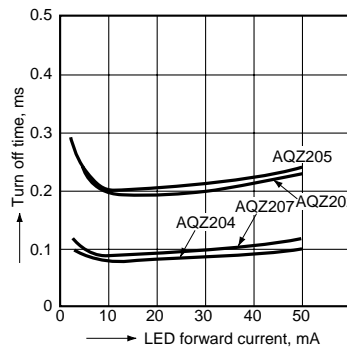
11.-(2) LED forward current vs. turn on time characteristics (DC type)

Load voltage: 10 V (DC);
Continuous load current: 100 mA (DC);
Ambient temperature: 25°C 77°F



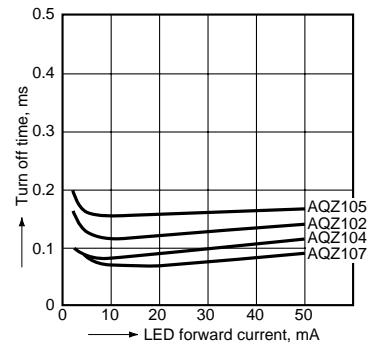
12.-(1) LED forward current vs. turn off time characteristics (AC/DC type)

Load voltage: 10 V (DC);
Continuous load current: 100 mA (DC);
Ambient temperature: 25°C 77°F



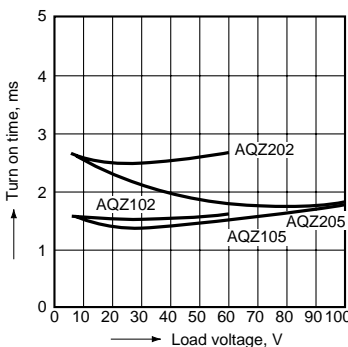
12.-(2) LED forward current vs. turn off time characteristics (DC type)

Measured portion: between terminals 4 and 6;
Load voltage: 10 V (DC);
Continuous load current: 100 mA (DC);
Ambient temperature: 25°C 77°F



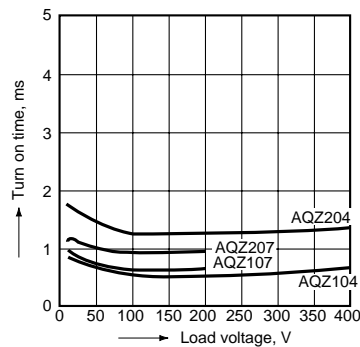
13.-(1) Load voltage vs. turn on time characteristics (Load voltage: 60, 100 V type)

LED current: 10 mA;
Continuous load current: 100 mA;
Ambient temperature: 25°C 77°F



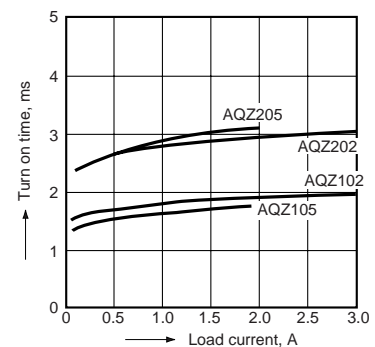
13.-(2) Load voltage vs. turn on time characteristics (Load voltage: 200, 400 V type)

LED current: 10 mA;
Continuous load current: 100 mA;
Ambient temperature: 25°C 77°F

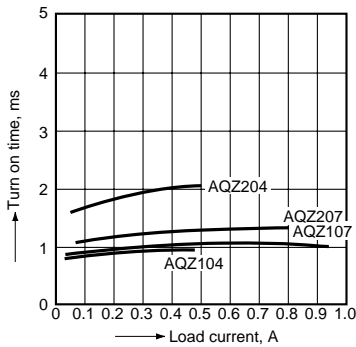


14.-(1) Load current vs. turn on time characteristics (Load voltage: 60, 100 V type)

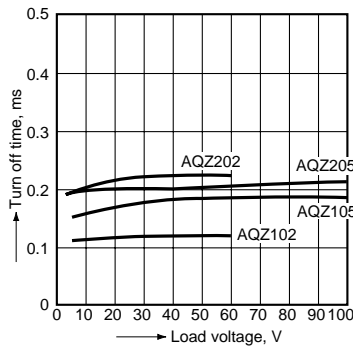
LED current: 10 mA;
Load voltage: 10 V (DC);
Ambient temperature: 25°C 77°F



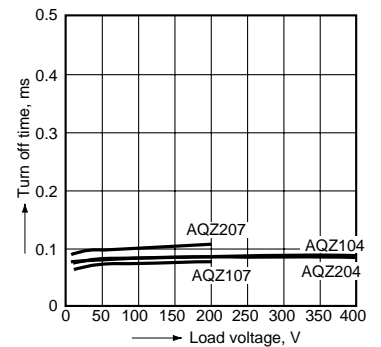
14.-(2) Load current vs. turn on time characteristics (Load voltage: 200, 400 V type)
LED current: 10 mA;
Load voltage: 10 V (DC);
Ambient temperature: 25°C 77°F



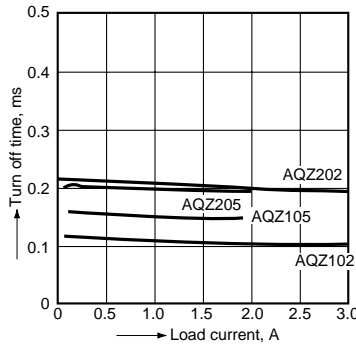
15.-(1) Load voltage vs. turn off time characteristics (Load voltage: 60, 100 V type)
LED current: 10 mA;
Continuous load current: 100 mA;
Ambient temperature: 25°C 77°F



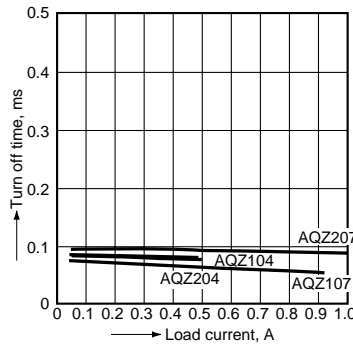
15.-(2) Load voltage vs. turn off time characteristics (Load voltage: 200, 400 V type)
LED current: 10 mA;
Continuous load current: 100 mA;
Ambient temperature: 25°C 77°F



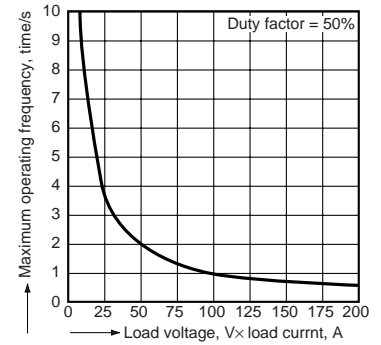
16.-(1) Load current vs. turn off time characteristics (Load voltage: 60, 100 V type)
LED current: 10 mA;
Load voltage: 10 V (DC);
Ambient temperature: 25°C 77°F



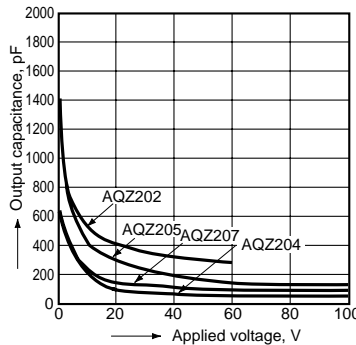
16.-(2) Load current vs. turn off time characteristics (Load voltage: 200, 400 V type)
LED current: 10 mA;
Load voltage: 10 V (DC);
Ambient temperature: 25°C 77°F



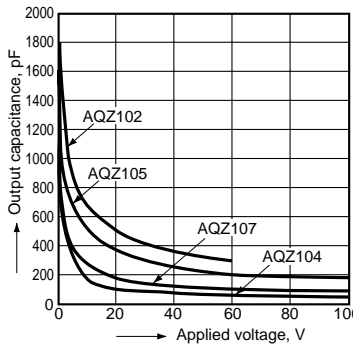
17. Maximum operating frequency vs. load voltage/current characteristics
LED current: 10 mA;
Ambient temperature: 25°C 77°F



18.-(1) Applied voltage vs. output capacitance characteristics (AC/DC type)
Frequency: 1 MHz;
Ambient temperature: 25°C 77°F

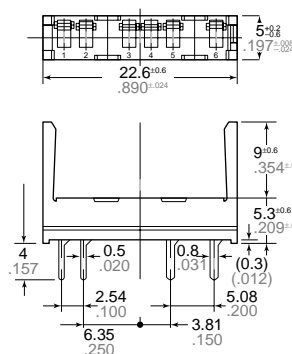


18.-(2) Applied voltage vs. output capacitance characteristics (DC type)
Frequency: 1 MHz;
Ambient temperature: 25°C 77°F

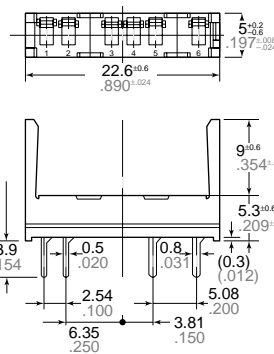


ACCESSORY

Socket



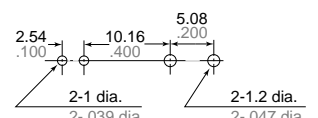
PA1a-PS



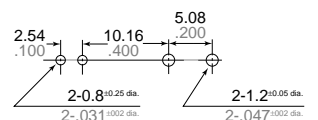
PA1a-PS-H

mm inch

PC board pattern (BOTTOM VIEW) Standard type



Self clinching type



Tolerance: $\pm 0.1 \pm 0.04$