

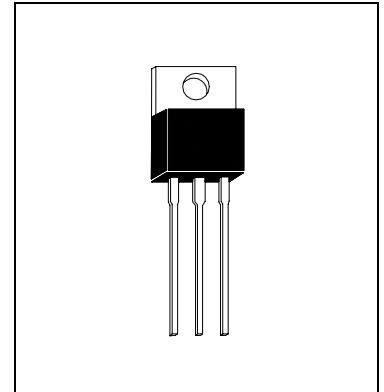


# H2N6388

NPN EPITAXIAL PLANAR TRANSISTOR

## Description

The H2N6388 is designed for general-purpose amplifier and switching applications.



## Absolute Maximum Ratings (Ta=25°C)

- Maximum Temperatures
  - Storage Temperature ..... -55 ~ +150 °C
  - Junction Temperature ..... +150 °C Maximum
- Maximum Power Dissipation
  - Total Power Dissipation (Tc=25°C) ..... 65 W
  - Total Power Dissipation (Ta=25°C) ..... 2 W
- Maximum Voltages and Currents
  - BVCBO Collector to Base Voltage ..... 80 V
  - BVCEO Collector to Emitter Voltage ..... 80 V
  - BVEBO Emitter to Base Voltage ..... 5 V
  - IC Collector Current ..... 10 A

## Characteristics (Ta=25°C)

| Symbol     | Min. | Typ. | Max. | Unit | Test Conditions        |
|------------|------|------|------|------|------------------------|
| BVCBO      | 80   | -    | -    | V    | IC=1mA, IE=0           |
| *BVCEO     | 80   | -    | -    | V    | IC=200mA, IB=0         |
| ICBO       | -    | -    | 100  | uA   | VCB=160V, IE=0         |
| IEBO       | -    | -    | 5    | mA   | VEB=5V, IC=0           |
| ICEO       | -    | -    | 1    | mA   | VCE=80V, IB=0          |
| ICEV       | -    | -    | 300  | uA   | VCE=80V, VBE(off)=1.5V |
| *VCE(sat)1 | -    | -    | 2    | V    | IC=5A, IB=10mA         |
| *VCE(sat)2 | -    | -    | 3    | V    | IC=10A, IB=100mA       |
| *VCE(sat)3 | -    | 1.5  | -    | V    | IC=5A, IB=2.5mA        |
| *VBE(sat)  | -    | 2    | -    | V    | IC=5A, IB=5mA          |
| VBE(on)1   | -    | -    | 2.8  | V    | IC=5A, VCE=3V          |
| VBE(on)2   | -    | -    | 4.5  | V    | IC=10A, VCE=3V         |
| *hFE1      | 1    | -    | 20   | K    | IC=5A, VCE=3V          |
| *hFE2      | 100  | -    | -    |      | IC=10A, VCE=3V         |
| VFEC       | -    | 3    | -    | V    | IC=5A                  |
| Cob        | -    | -    | 200  | pF   | VCB=10V, IE=0          |

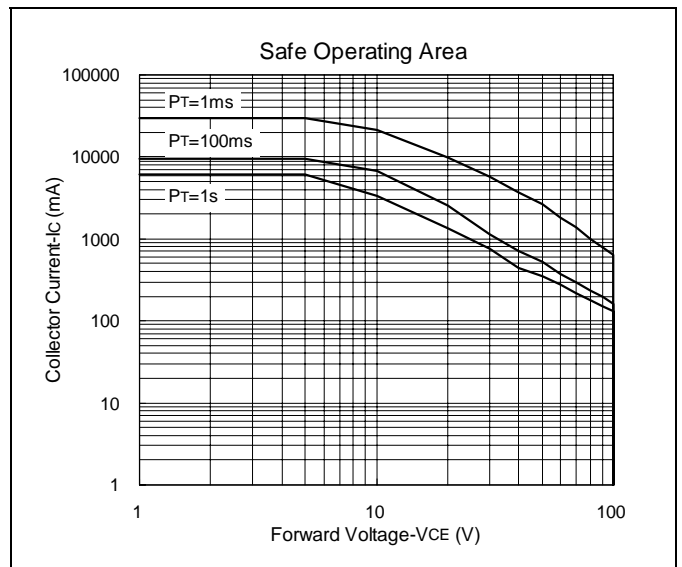
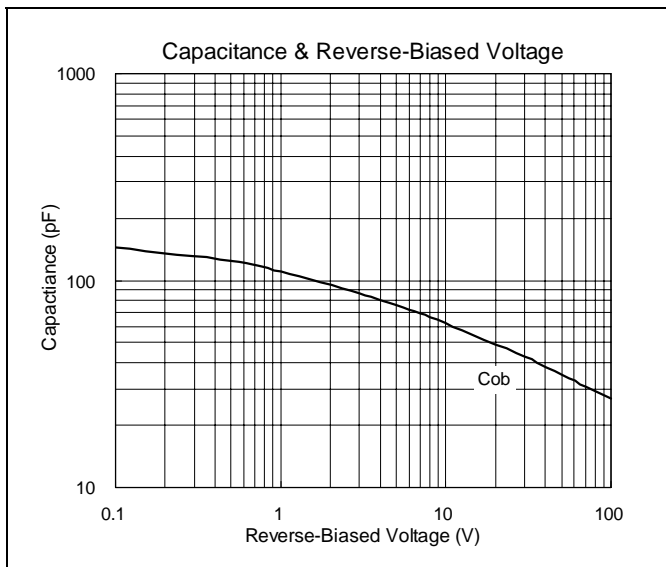

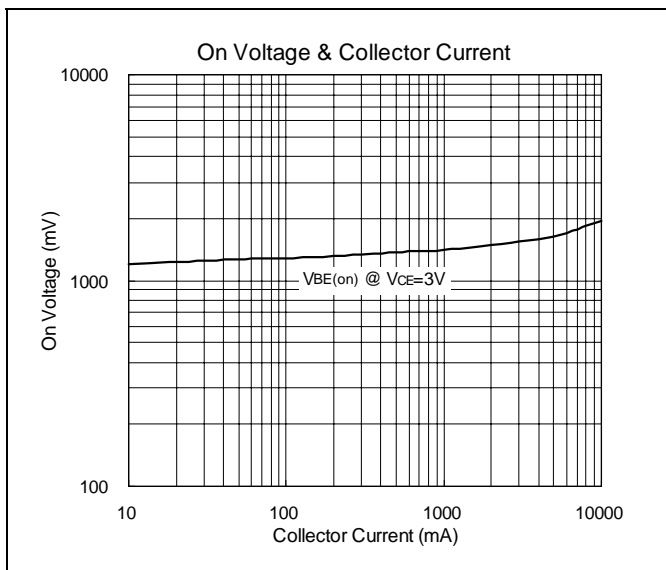
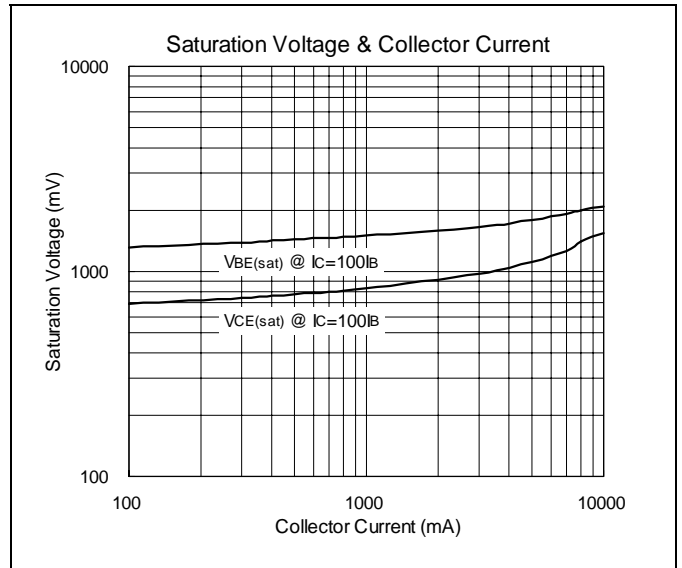
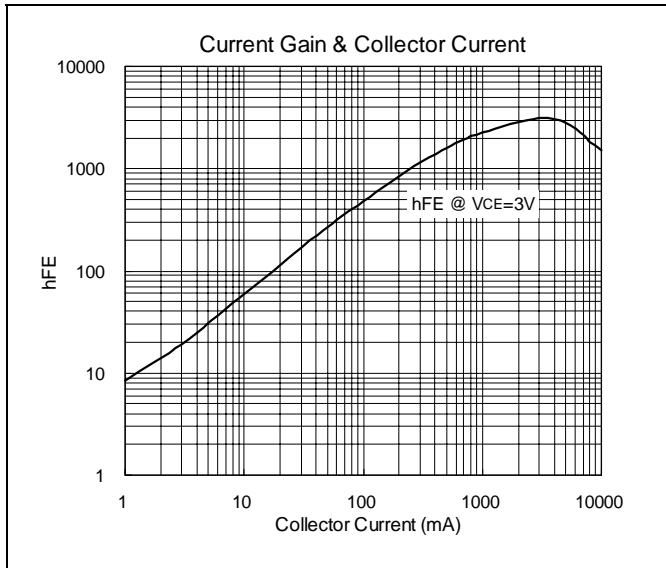
\*Pulse Test : Pulse Width ≤380us, Duty Cycle≤2%

## Classification of

| Rank   | hFE1  | VCE(sat)1 | VCE(sat)3 | VBE(sat) | VFEC  |
|--------|-------|-----------|-----------|----------|-------|
| KC     | 2-20K | <1.3V     | <1.5V     | <2.0V    | <3.0V |
| Normal | 1-20K | <2.0V     | -         | -        | -     |

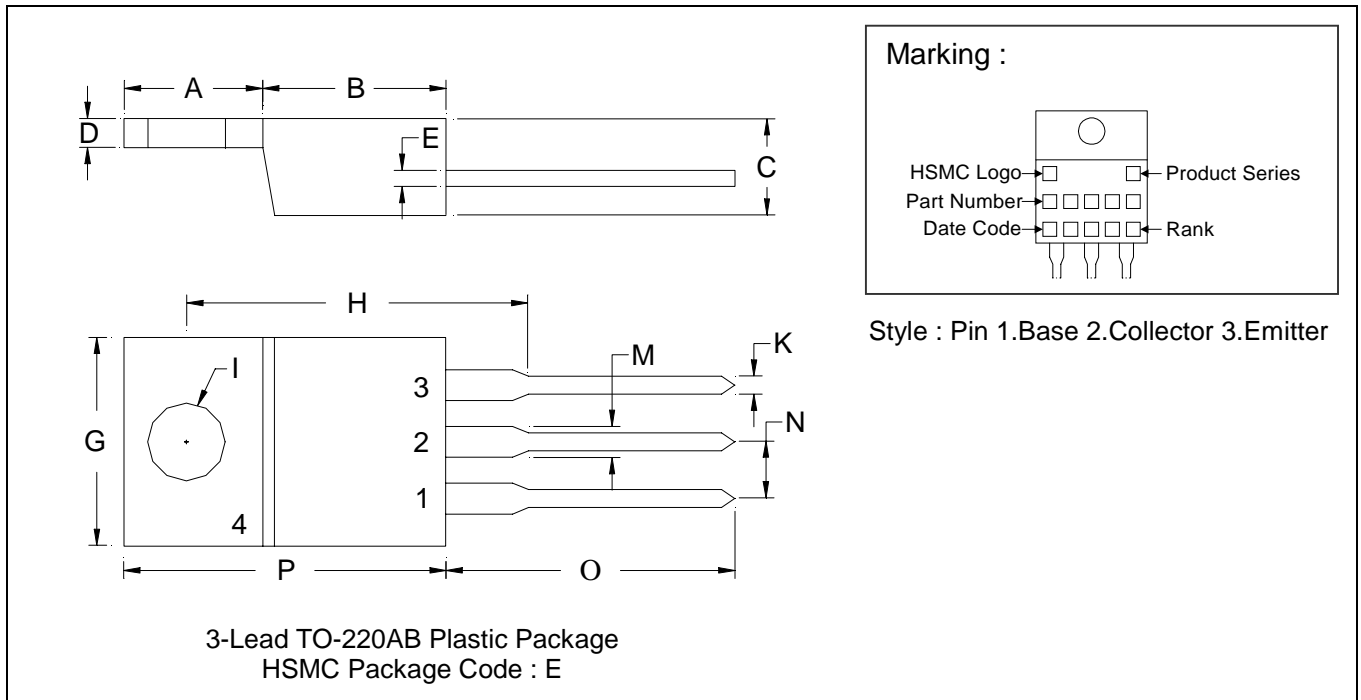


### Characteristics Curve





### TO-220AB Dimension



\*:Typical

| DIM | Inches |         | Millimeters |        | DIM | Inches |         | Millimeters |       |
|-----|--------|---------|-------------|--------|-----|--------|---------|-------------|-------|
|     | Min.   | Max.    | Min.        | Max.   |     | Min.   | Max.    | Min.        | Max.  |
| A   | 0.2197 | 0.2949  | 5.58        | 7.49   | I   | -      | *0.1508 | -           | *3.83 |
| B   | 0.3299 | 0.3504  | 8.38        | 8.90   | K   | 0.0295 | 0.0374  | 0.75        | 0.95  |
| C   | 0.1732 | 0.185   | 4.40        | 4.70   | M   | 0.0449 | 0.0551  | 1.14        | 1.40  |
| D   | 0.0453 | 0.0547  | 1.15        | 1.39   | N   | -      | *0.1000 | -           | *2.54 |
| E   | 0.0138 | 0.0236  | 0.35        | 0.60   | O   | 0.5000 | 0.5618  | 12.70       | 14.27 |
| G   | 0.3803 | 0.4047  | 9.66        | 10.28  | P   | 0.5701 | 0.6248  | 14.48       | 15.87 |
| H   | -      | *0.6398 | -           | *16.25 |     |        |         |             |       |

- Notes : 1.Dimension and tolerance based on our Spec. dated Sep. 07,1997.  
 2.Controlling dimension : millimeters.  
 3.Maximum lead thickness includes lead finish thickness, and minimum lead thickness is the minimum thickness of base material.  
 4.If there is any question with packing specification or packing method, please contact your local HSMC sales office.

**Material :**

- Lead : 42 Alloy ; solder plating
- Mold Compound : Epoxy resin family, flammability solid burning class:UL94V-0

**Important Notice:**

- All rights are reserved. Reproduction in whole or in part is prohibited without the prior written approval of HSMC.
- HSMC reserves the right to make changes to its products without notice.
- **HSMC semiconductor products are not warranted to be suitable for use in Life-Support Applications, or systems.**
- HSMC assumes no liability for any consequence of customer product design, infringement of patents, or application assistance.

**Head Office And Factory :**

- **Head Office** (Hi-Sincerity Microelectronics Corp.) : 10F.,No. 61, Sec. 2, Chung-Shan N. Rd. Taipei Taiwan R.O.C.  
 Tel : 886-2-25212056 Fax : 886-2-25632712, 25368454
- **Factory 1** : No. 38, Kuang Fu S. Rd., Fu-Kou Hsin-Chu Industrial Park Hsin-Chu Taiwan. R.O.C  
 Tel : 886-3-5983621~5 Fax : 886-3-5982931
- **Factory 2** : No. 17-1, Ta-Tung Rd., Fu-Kou Hsin-Chu Industrial Park Hsin-Chu Taiwan. R.O.C  
 Tel : 886-3-5977061 Fax : 886-3-5979220