
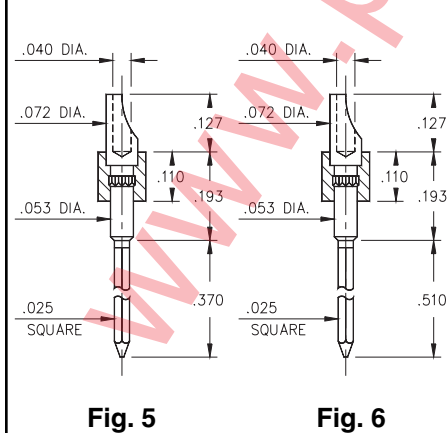
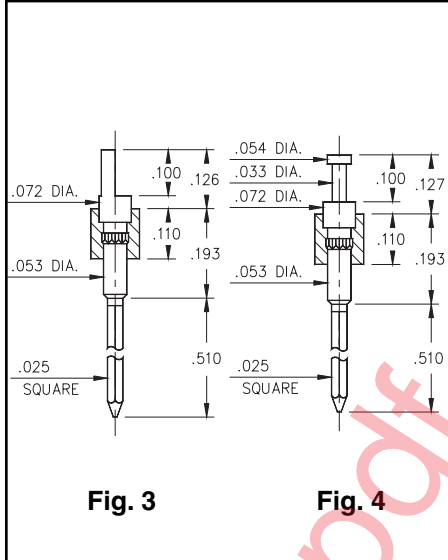


- Series 353, 362, 363, 373, 382 & 383 single row Header strips come with various styles (pin, slotted head, turret and solder cup) with wrapost tails.
- 353...001 uses pin #5301
- 362...001 uses pin #1106-2
- 363...001 uses pin #1106-3
- 373...001 uses pin #0730-3
- 382...001 uses pin #8301-2
- 383...001 uses pin #8301-3
- See pages 194 & 195 for details.
- Insulators are high temp. thermoplastic.



Ordering Information

Fig. 1	Series 353...001 Pin / 3 Level Wrapost
	353-XX-1__-00-001000 Specify # of pins → 01-64
Fig. 2	Series 362...001 Slotted Head / 2 Level Wrapost
	362-XX-1__-00-001000 Specify # of pins → 01-64
Fig. 3	Series 363...001 Slotted Head / 3 Level Wrapost
	363-XX-1__-00-001000 Specify # of pins → 01-64
Fig. 4	Series 373..001 Turret / 3 Level Wrapost
	373-XX-1__-00-001000 Specify # of pins → 01-64
Fig. 5	Series 382...001 Solder Cup / 2 Level Wrapost
	382-XX-1__-00-001000 Specify # of pins → 01-64
Fig. 6	Series 383...001 Solder Cup / 3 Level Wrapost
	383-XX-1__-00-001000 Specify # of pins → 01-64



For Electrical, Mechanical & Environmental Data, See pg. 4

XX=Plating Code See Below

For RoHS compliance select \diamond plating code.

SPECIFY PLATING CODE XX=	10 \diamond	90	40 \diamond	
Pin Plating	10 μ " Au	200 μ " Sn/Pb	200 μ " Sn	