

- AVAILABLE IN JAN, JANTX, JANTXV, AND JANS
PER MIL-PRF-19500/356
- 5 WATT ZENER DIODES
- NON CAVITY CONSTRUCTION
- METALLURGICALLY BONDED

1N6632US
THRU
1N6637US
AND
1N5968US
AND
1N5969US

MAXIMUM RATINGS

Operating Temperature: -65°C to +175°C
Storage Temperature: -65°C to +175°C
Power Dissipation: 5W @ $T_{EC}=+125^{\circ}\text{C}$
Power Derating: 100mW/°C above $T_{EC}=+125^{\circ}\text{C}$
Forward Voltage: 1.5 V dc @ $I_F=1\text{A}$ dc

ELECTRICAL CHARACTERISTICS @ 25°C, unless otherwise specified

TYPE	NOMINAL ZENER VOLTAGE $V_Z @ I_{ZT}$ ±5%	TEST CURRENT I_{ZT} mA	MAXIMUM ZENER IMPEDANCE		REGULATION ΔV_Z VOLTS	MAXIMUM REVERSE LEAKAGE CURRENT VOLTAGE		SURGE CURRENT I_{ZSM} AMPS
			$Z_Z @ I_{ZT}$ OHMS	$Z_{ZK(1)} @ I_{ZK=5\text{mA}}$ OHMS		I_R μA	V_R VOLTS	
			VOLTS	OHMS		μA	VOLTS	
1N6632US	3.3	380	3.0	500	0.90	300	1.0	20.0
1N6633US	3.6	350	2.5	500	0.80	250	1.0	18.7
1N6634US	3.9	320	2.0	500	0.75	175	1.0	17.6
1N6635US	4.3	290	2.0	500	0.70	25	1.0	16.4
1N6636US	4.7	260	2.0	450	0.60	20	1.0	15.3
1N6637US	5.1	240	1.5	400	0.50	5	1.0	14.4
1N5968US	5.6	220	1.0	400	0.4	5000	4.28	20
1N5969US	6.2	220	1.0	1000	0.5	1000	4.74	20

NOTE 1 $I_{ZK}=1.0$ mA for 1N5969

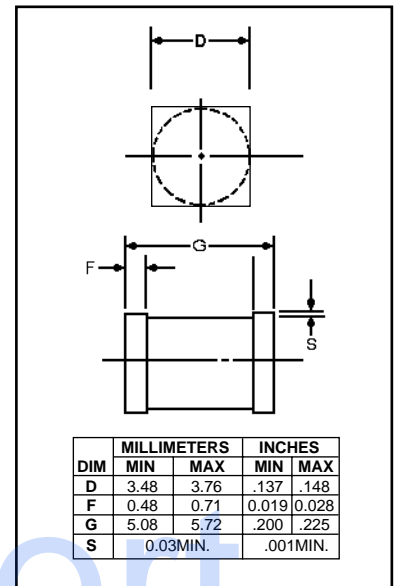


FIGURE 1

DESIGN DATA

CASE: D-5B, Hermetically sealed glass case, PER MIL-PRF 19500/356

LEAD FINISH: Tin / Lead

THERMAL RESISTANCE: ($R_{\theta JEC}$):
10 °C/W maximum at L = 0

THERMAL IMPEDANCE: ($Z_{\theta JX}$): 3
°C/W maximum

POLARITY: Diode to be operated with the banded (cathode) end positive.

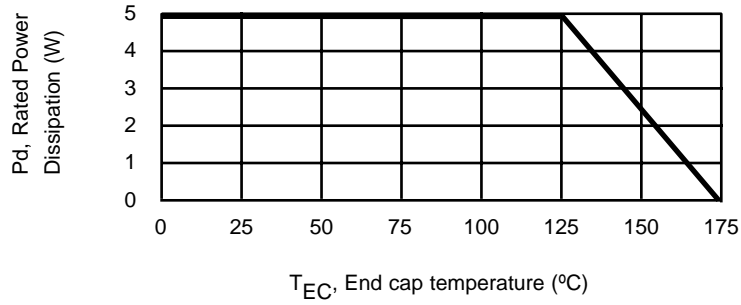
MOUNTING SURFACE SELECTION:
The Axial Coefficient of Expansion (COE) of this device is approximately + 4PPM / °C. The COE of the Mounting Surface System should be selected to provide a suitable match with this device.



COMPENSATED DEVICES INCORPORATED

22 COREY STREET, MELROSE, MASSACHUSETTS 02176
PHONE (781) 665-1071 FAX (781) 665-7379
WEBSITE: <http://www.cdi-diodes.com> E-mail: mail@cdi-diodes.com

IN6632US thru IN6637US and IN5968US and IN5969US



POWER DERATING CURVE

FIGURE 2

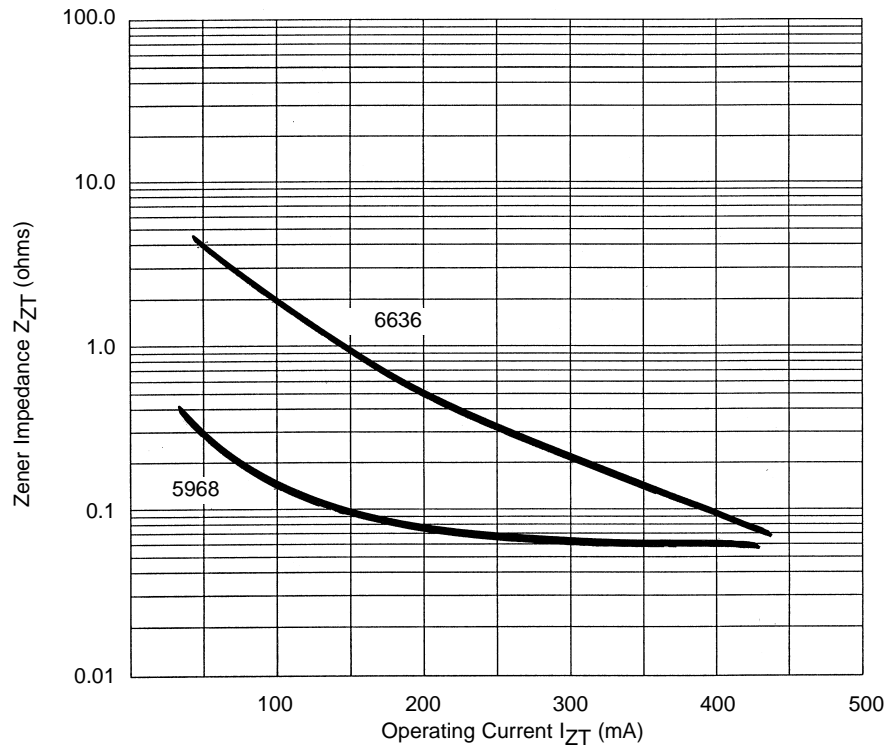


FIGURE 3

Zener Impedance vs. Operating Current