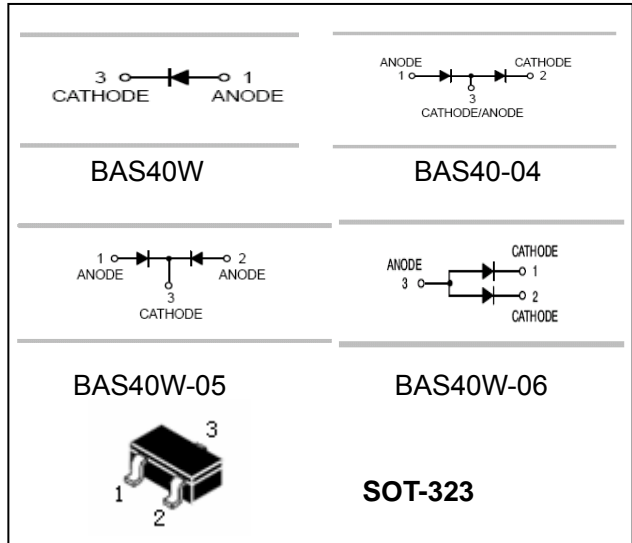


## Surface Mount Schottky Barrier Diode

## BAS40W/-04/-05/-06

### FEATURES

- Low Forward voltage drop.
- Fast switching.
- Ultra-small surface mount package.
- PN junction guard ring for transient and ESD protection.



### APPLICATIONS

- For general purpose switching applications.

### ORDERING INFORMATION

Type No.	Marking	Package Code
BAS40W	43	SOT-323
BAS40W-04	43	SOT-323
BAS40W-05	43	SOT-323
BAS40W-06	43	SOT-323

### MAXIMUM RATING @ Ta=25°C unless otherwise specified

Parameter	Symbol	Limits	Unit
RMS Reverse voltage	$V_{R(RMS)}$	28	V
Repetitive Peak reverse voltage	$V_{RRM}$	40	V
Working peak reverse voltage	$V_{RWM}$		
Diode reverse voltage	$V_R$		
Forward continuous Current	$I_F$	200	mA
Non-Repetitive peak forward surge Current @t=1μs	$I_{FS}$	600	mA
Power Dissipation	$P_d$	200	mW
Junction temperature	$T_j$	150	°C
Storage temperature range	$T_{stg}$	-65-+150	°C

## Surface Mount Schottky Barrier Diode

## BAS40W/-04/-05/-06

### ELECTRICAL CHARACTERISTICS @ Ta=25°C unless otherwise specified

Parameter	Symbol	Test conditions	MIN	MAX	UNIT
Reverse breakdown voltage	$V_{(BR)R}$	$I_R = 10\mu A$	40		V
Reverse voltage leakage current	$I_R$	$V_R = 30V$		200	nA
Forward voltage	$V_F$	$I_F = 1.0mA$ $I_F = 40mA$		380 1000	mV
Diode capacitance	$C_D$	$V_R = 0V$ $f = 1MHz$		5	pF
Reverse recovery time	$t_{rr}$	$I_F = I_R = 10mA$ $R_L = 100\Omega$		5	nS

### TYPICAL CHARACTERISTICS @ Ta=25°C unless otherwise specified

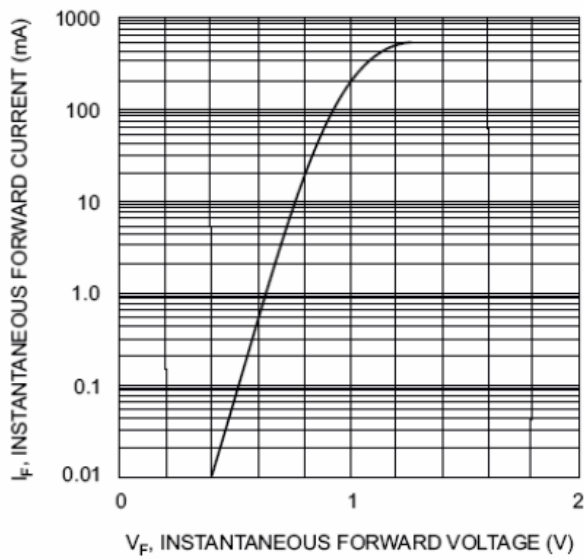


Fig. 1 Forward Characteristics

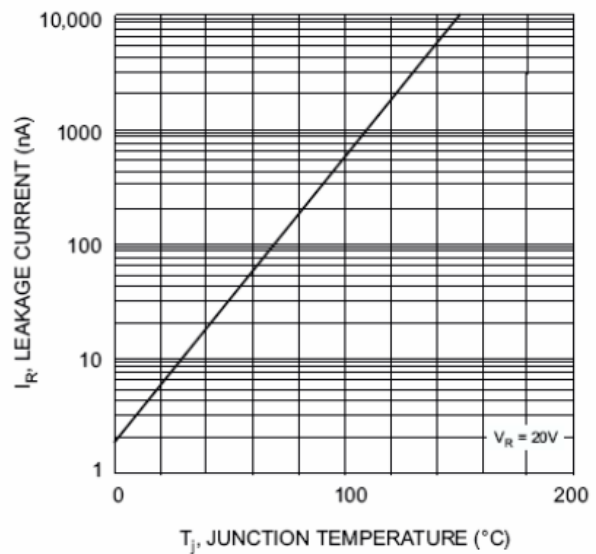


Fig. 2 Leakage Current vs Junction Temperature

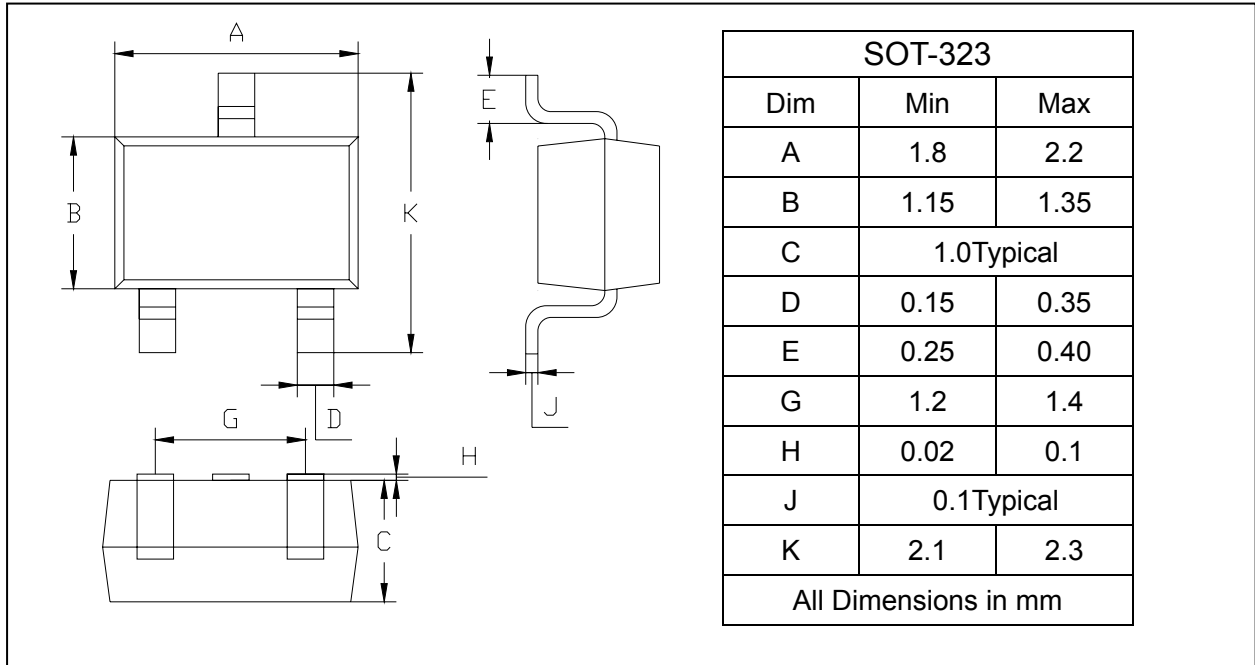
## Surface Mount Schottky Barrier Diode

## BAS40W/-04/-05/-06

### PACKAGE OUTLINE

Plastic surface mounted package

SOT-323



### PACKAGE INFORMATION

Device	Package	Shipping
BAS40W/-04/-05/-06	SOT-323	3000/Tape&Reel