
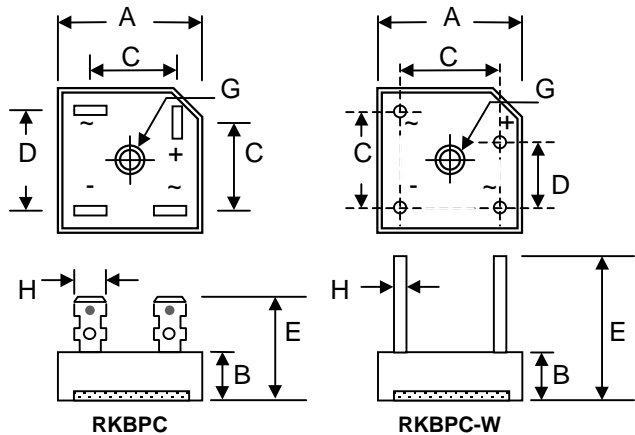


Features

- Diffused Junction
- Low Reverse Leakage Current
- Low Power Loss, High Efficiency
- Electrically Isolated Epoxy Case for Maximum Heat Dissipation
- Case to Terminal Isolation Voltage 2500V
-  Recognized File # E157705

Mechanical Data

- Case: Molded Plastic with Heatsink, Available in Both Low Profile and Standard Case
- Terminals: Plated Faston Lugs or Wire Leads, Add "W" Suffix to Indicate Wire Leads
- Polarity: As Marked on Case
- Mounting: Through Hole with #10 Screw
- Mounting Torque: 23 cm·kg (20 in·lbs) Max.
- Weight: 21 grams (RKBPC); 18 grams (RKBPC-W)
- Marking: Type Number
- **Lead Free: For RoHS / Lead Free Version, Add "-LF" Suffix to Part Number, See Page 5**



Dim	RKBPC Low Profile / Standard		RKBPC-W Low Profile / Standard	
	Min	Max	Min	Max
A	28.40	28.70	28.40	28.70
B	7.50 / 10.97	8.50 / 11.23	7.50 / 10.97	8.50 / 11.23
C	15.70	16.70	17.10	19.10
D	17.50	18.50	10.90	11.90
E	22.50 / 22.86	23.50 / 25.40	30.50	—
G	Hole for #10 screw, 5.08Ø Nominal			
H	6.35 Typical		0.97Ø	1.07Ø

All Dimension in mm

Maximum Ratings and Electrical Characteristics @T_A=25°C unless otherwise specified

Single Phase, half wave, 60Hz, resistive or inductive load.
For capacitive load, derate current by 20%.

Characteristics	Symbol	RKBPC10, 15, 25, 35							Unit
		00	01	02	04	06	08	10	
Peak Repetitive Reverse Voltage Working Peak Reverse Voltage DC Blocking Voltage	V _{RRM} V _{RWM} V _R	50	100	200	400	600	800	1000	V
RMS Reverse Voltage	V _{R(RMS)}	35	70	140	280	420	560	700	V
Average Rectifier Output Current @T _C = 50°C	I _O				10 15 25 35				A
Non-Repetitive Peak Forward Surge Current 8.3ms single half sine-wave Superimposed on rated load (JEDEC Method)	I _{FSM}				200 300 300 400				A
Forward Voltage Drop per leg	V _{FM}				1.3				V
Peak Reverse Current At Rated DC Blocking Voltage	I _{RM}				10 500				µA
Reverse Recovery Time (Note 1)	t _{rr}		150			250	500		nS

Maximum Ratings and Electrical Characteristics @ $T_A=25^\circ\text{C}$ unless otherwise specified

I ² t Rating for Fusing (t < 8.3ms)	RKBPC10 RKBPC15 RKBPC25 RKBPC35	I ² t	166 373 373 664	A ² s
Typical Junction Capacitance per leg (Note 2)	RKBPC10 RKBPC15 RKBPC25 RKBPC35	C _j	200 200 300 400	pF
Typical Thermal Resistance per leg (Note 3)	RKBPC10 RKBPC15 RKBPC25 RKBPC35	R _{θJC}	3.0 2.6 2.6 2.1	°C/W
RMS Isolation Voltage from Case to Lead		V _{iso}	2500	V
Operating and Storage Temperature Range		T _j , T _{STG}	-65 to +125	°C

- Note: 1. Measured at I_F = 0.5A, I_R = 1.0A, I_{RR} = 0.25A.
 2. Measured at 1.0 MHz and applied reverse voltage of 4.0V D.C.
 3. Thermal resistance junction to case, mounted on heatsink.

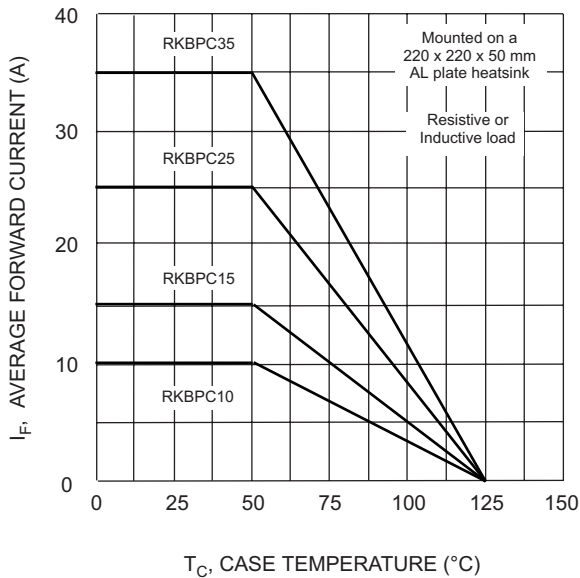


Fig. 1 Forward Current Derating Curve

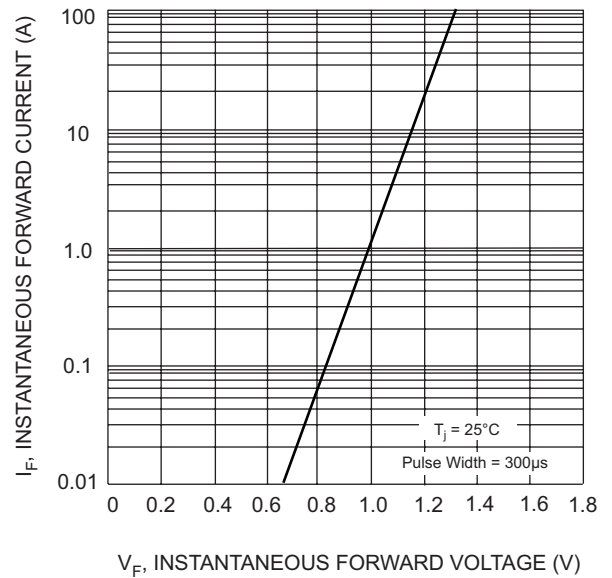


Fig. 2 Typical Forward Characteristics (per element)

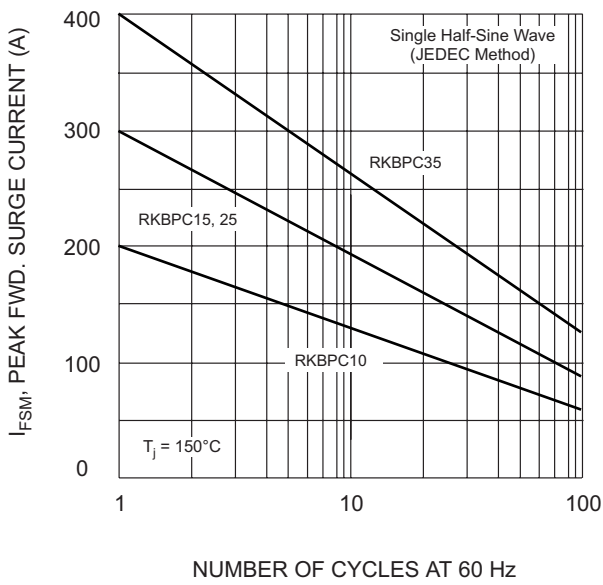


Fig. 3 Max Non-Repetitive Surge Current

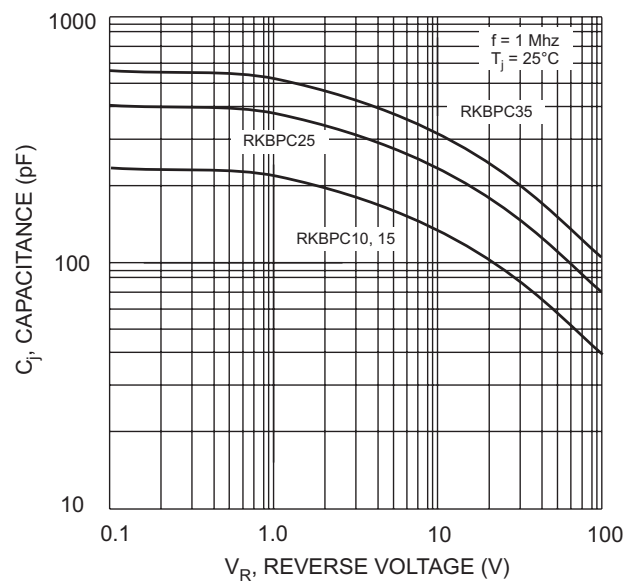


Fig. 4 Typical Junction Capacitance (per element)

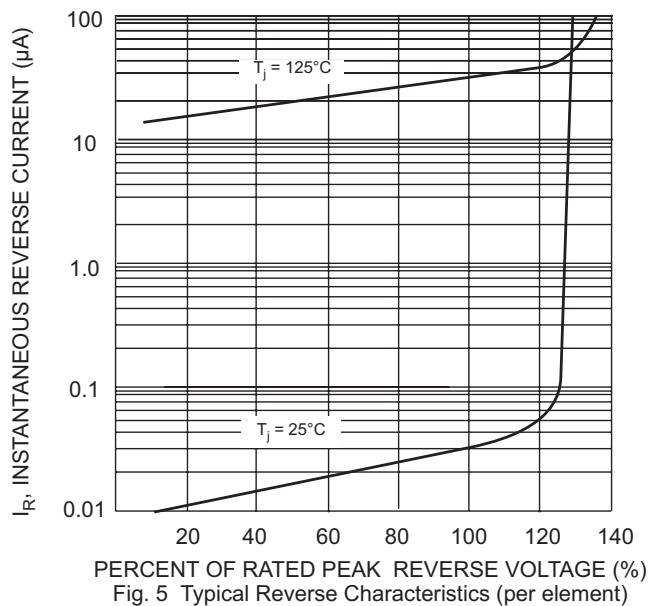
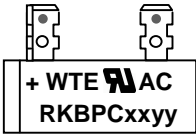
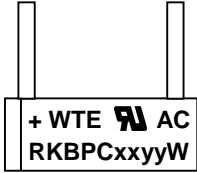


Fig. 5 Typical Reverse Characteristics (per element)

MARKING INFORMATION

RKBPC	RKBPC-W
 <p>WTE = Manufacturer's Logo RKBPCxxyy = Device Number xx = 10, 15, 25 or 35 yy = 00, 01, 02, 04, 06, 08 or 10 Polarity = As Marked on Body</p>	 <p>WTE = Manufacturer's Logo RKBPCxxyyW = Device Number xx = 10, 15, 25 or 35 yy = 00, 01, 02, 04, 06, 08 or 10 Polarity = As Marked on Body</p>

PACKAGING INFORMATION

BULK					
Case Style	Inner Box Size L x W x H (mm)	Quantity (PCS)	Carton Size L x W x H (mm)	Quantity (PCS)	Approx. Gross Weight (KG)
RKBPC	195 x 195 x 40	50	405 x 205 x 240	500	12.0
RKBPC-W	195 x 195 x 40	50	405 x 205 x 240	500	11.0

Note: 1. Paper box, white or brown color.

ORDERING INFORMATION

Product No.	Package Type	Shipping Quantity
RKBPCxx00	Square Bridge	50 Units/Box
RKBPCxx00W	Square Bridge	50 Units/Box
RKBPCxx01	Square Bridge	50 Units/Box
RKBPCxx01W	Square Bridge	50 Units/Box
RKBPCxx02	Square Bridge	50 Units/Box
RKBPCxx02W	Square Bridge	50 Units/Box
RKBPCxx04	Square Bridge	50 Units/Box
RKBPCxx04W	Square Bridge	50 Units/Box
RKBPCxx06	Square Bridge	50 Units/Box
RKBPCxx06W	Square Bridge	50 Units/Box
RKBPCxx08	Square Bridge	50 Units/Box
RKBPCxx08W	Square Bridge	50 Units/Box
RKBPCxx10	Square Bridge	50 Units/Box
RKBPCxx10W	Square Bridge	50 Units/Box

1. Shipping quantity given is for minimum packing quantity only. For minimum order quantity, please consult the Sales Department.
2. **To order Lead Free version (with Lead Free finish), add "-LF" suffix to part number above. For example, RKBPC1000-LF.**

Won-Top Electronics Co., Ltd (WTE) has checked all information carefully and believes it to be correct and accurate. However, WTE cannot assume any responsibility for inaccuracies. Furthermore, this information does not give the purchaser of semiconductor devices any license under patent rights to manufacturer. WTE reserves the right to change any or all information herein without further notice.

WARNING: DO NOT USE IN LIFE SUPPORT EQUIPMENT. WTE power semiconductor products are not authorized for use as critical components in life support devices or systems without the express written approval.

Won-Top Electronics Co., Ltd.

No. 44 Yu Kang North 3rd Road, Chine Chen Dist., Kaohsiung, Taiwan

Phone: 886-7-822-5408 or 886-7-822-5410

Fax: 886-7-822-5417

Email: sales@wontop.com

Internet: <http://www.wontop.com>

We power your everyday.