



CELLULAR ROUTERS  
WITH INTEGRATED VPN



# DIGI CONNECT<sup>®</sup> WAN FAMILY

Small, cost-optimized cellular routing gateways utilize global cellular networks for secure connectivity to remote sites and devices

Digi Connect WAN cellular routing gateways provide secure high-speed wireless connectivity to remote sites and devices. These products can be used for reliable primary wireless network connectivity to equipment at remote locations, as well as for a backup to existing landline communications. The Digi Connect WAN family is also ideal for use where wired networks are not feasible, or where alternative network connections are required.

Digi Connect WAN products provide a primary Wireless WAN connection to remote sites containing Ethernet and/or serial devices. Applications include new construction locations,


industrial automation, power utility substations, retail/POS sites, railroad, temporary facilities without primary wired connections, and many more.

For backup network applications, Digi Connect WAN integrates with remote locations via a secondary Ethernet WAN port on an existing router. This provides a truly diverse network connection for remote locations requiring maximum uptime.

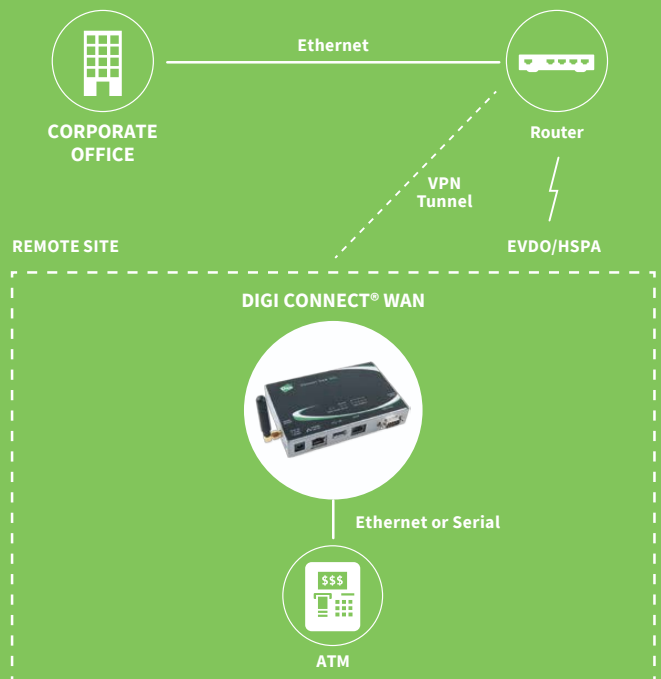
## BENEFITS

- Small, cost-optimized cellular routers with integrated VPN
- 3G HSPA/HSPA+ and EV-DO with 1 serial, 1 Ethernet, 1 USB, 1 sensor port
- Digi Device Cloud<sup>SM</sup> enables remote management of many remote devices
- Unique Digi SureLink<sup>TM</sup> maintains "always-on" wireless connection
- Programmable in Python for device customization

## RELATED PRODUCTS



## APPLICATION EXAMPLE



## SPECIFICATIONS

## Digi Connect® WAN

## | Digi Connect® WAN IA

## WIRELESS INTERFACES

## WWAN\*\*

HSPA+ (U9)	HSPA+ (U9) - 850/900/1700 (AWS)/1900/2100 MHz; Transfer rate (max): 5.76 Mbps up, 21 Mbps down	
CONNECTOR	2 x SMA (Center pin - on device: female; on antenna: male)	
SIM SLOTS	2	
SIM SECURITY	SIM slot cover plate	

## OTHER

RF	N/A	
WI-FI	N/A	
SATELLITE	N/A	
GPS	N/A	

## WIRED INTERFACES

## SERIAL

PORTS	1	
STANDARD	RS-232	RS-232/422/485 (Software selectable)
DTE/DCE	DTE	
SIGNAL SUPPORT	TXD, RXD, RTS, CTS, DTR, DSR and DCD	
FLOW CONTROL	Hardware and software flow control	
COM PORT REDIRECTOR	RealPort®	
THROUGHPUT	Up to 230 Kbps	
CONNECTOR	DB9 Male	

## ETHERNET

PORTS	1	
STANDARD	IEEE 802.3	
PHYSICAL LAYER	10/100Base-T	
DATA RATE	10/100 Mbps (auto-sensing)	
MODE	Full or Half duplex (auto-sensing)	
INTERFACE	Auto MDI/MDIX	
CONNECTOR	RJ-45	

## I/O

PORTS	N/A	
CONNECTOR	N/A	

## USB

PORTS	1	
STANDARD	USB 1.1	
SIGNALING	Full-speed	
CONNECTOR	Type A	

## OTHER

SENSOR	N/A	1 sensor port for use with Watchport® sensors
--------	-----	---

## SPECIFICATIONS

## Digi Connect® WAN

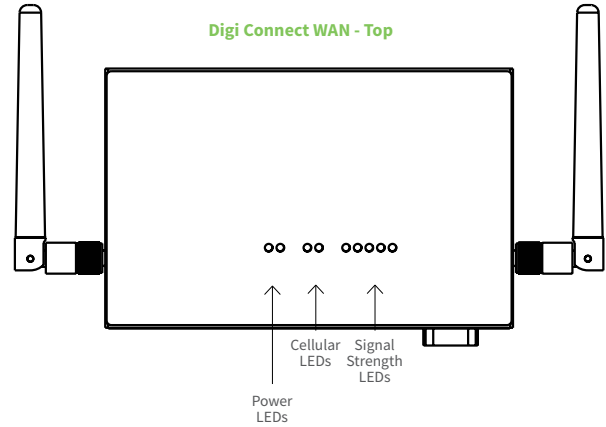
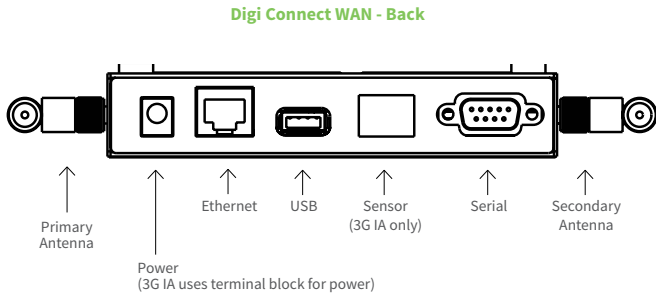
## | Digi Connect® WAN IA

SOFTWARE/MANAGEMENT		
MANAGEMENT (CLOUD-BASED)	Digi Device Cloud <sup>SM</sup>	
MANAGEMENT (LOCAL)	Web Interface via HTTP/HTTPS, Password access control, IP service port control; CLI via serial port, Telnet, Python scripting; Digi SureLink™ "always-on" connection	
SECURITY	SSL tunnels, SSHv2, FIPS 197 (IPsec, HTTPS)	
NETWORK PROTOCOLS	UDP/TCP, DHCP, SNMPv1/v2	
VPN	IPsec with IKE/ISAKMP; Multiple tunnel support; DES, 3DES and up to 256-bit AES encryption; VPN pass-through, GRE forwarding; Simple Certificate Enrollment Protocol (SCEP) for X.509 certificate	
ROUTING	NAT, NAT-T (NAT traversal) VPN tunneling, Port forwarding, VPN/GRE pass-through; Access control lists (IP filtering), IP pass-through, Virtual Router Redundancy Protocol (VRRP) per RFC 3768	
INDUSTRIAL PROTOCOL SUPPORT	N/A	Modbus bridge enables Modbus serial to Modbus/TCP conversion; Integrated Python code allows gateway to act as Modbus client/master or Modbus server/slave; Functions like an Ethernet to serial bridge, but uses XBee to transport serial data; Handles unique timing issues per Modbus protocol rules; Uses Modbus Unit ID to look up IP or mesh MAC address.
REAL-TIME CLOCK	Yes	
MEMORY	16 MB Flash, 32 MB RAM	
POWER		
INPUT	6-30 VDC	
CONSUMPTION	Idle: 1.5 W, Max: 10.4 W	
PROTECTION	4 kV burst (EFT) per-4-4, 2 kV surge per EN61000-4	
CONNECTOR	Locking barrel	Compression terminal block
DC POWER CORD*	Available upon request	N/A
AC POWER SUPPLY*	12 VDC power supply for 0° C to 40° C (32° F to 104° F) included; Extended temperature power supply available separately	N/A
BATTERY BACKUP	N/A	
PHYSICAL		
DIMENSIONS (L X W X H)	5.25 in x 3.35 in x 1.00 in (13.33 cm x 8.50 cm x 2.54 cm)	
WEIGHT	0.44 lb (0.20 kg)	
STATUS LEDS	Ethernet status, Power, Cellular link/activity, Signal strength (4 bars)	
ENCLOSURE MATERIAL	Industrial (metal)	
ENCLOSURE RATING	N/A	
MOUNTING	Wall-mount bracket sold separately	DIN rail bracket included
ENVIRONMENTAL		
OPERATING TEMPERATURE ***	-30° C to +75° C (-22° F to +167° F)	
STORAGE TEMPERATURE	-40° C to +85° C	
RELATIVE HUMIDITY	5% to 95% (non-condensing)	
ETHERNET ISOLATION	1500 VAC min per IEEE 802.3/ANSI X3.263	
SERIAL PORT PROTECTION (ESD)	+15 kV Air Gap and +8 kV contact discharge per IEC 1000-4-2	
HAZARDOUS (CLASS 1 DIV 2)	No	Yes
CONFORMAL COATING	N/A	
APPROVALS		
GSM/UMTS	PTCRB, NAPRD.03, GCF-CC, R&TTE, EN 301 511	
CDMA/EV-DO	CDG, TIA/EIA-690, TIA/EIA-98-E	
CELLULAR CARRIERS	Certified by most major carriers. See <a href="http://www.digi.com">www.digi.com</a> for current listing.	
SAFETY	UL 60950, CSA 22.2 No. 60950, EN60950; Class 1 Div 2 (IA model only)	
EMISSIONS/IMMUNITY	CE, FCC Part 15 (Class A), AS/NZS CISPR 22, EN55024, EN55022, Class A	
WARRANTY		
PRODUCT WARRANTY	5 years	

\* Optional hardware \*\* Transfer rates are network operator dependent

\*\*\* Reduced cellular performance may occur above +60° C. Standard Temperature power supplies may reduce temperature range.

# PRODUCT DESCRIPTION



PART NUMBERS	DESCRIPTION
DC-WAN-U901-A	Digi Connect WAN Routing Gateway - Cellular (HSPA+), Ethernet, serial (RS-232), 5 VPN tunnels and encryption. Includes: power supply, antennas
DC-WAN-U901-W	Digi Connect WAN Routing Gateway - Cellular (HSPA+), Ethernet, serial (RS-232), 5 VPN tunnels and encryption. Includes: power supply, antennas. (International)
DC-WAN-B101-A	Digi Connect WAN Routing Gateway - Cellular (1xRTT - Sprint), Ethernet, serial (RS-232), 5 VPN tunnels and encryption. Includes: power supply, antennas
DC-WAN-B201-A	Digi Connect WAN Routing Gateway - Cellular (1xRTT - Verizon), Ethernet, serial (RS-232), 5 VPN tunnels and encryption. Includes: power supply, antennas
DC-WAN-U905	Digi Connect WAN IA - Cellular (HSPA+), Ethernet, serial (RS-232/RS422/RS485), 5 VPN tunnels and encryption, terminal block power connector. Includes: antennas, DIN rail mounting kit
DC-WAN-B105	Digi Connect WAN IA Routing Gateway - Cellular (1xRTT - Sprint), Ethernet, serial (RS-232/RS422/RS485), 5 VPN tunnels and encryption. Includes: No power supply, antennas, DIN rail mounting kit
DC-WAN-B205	Digi Connect WAN IA Routing Gateway - Cellular (1xRTT - Verizon), Ethernet, serial (RS-232/RS422/RS485), 5 VPN tunnels and encryption. Includes: No power supply, antennas, DIN rail mounting kit

FOR MORE INFORMATION  
PLEASE VISIT [WWW.DIGI.COM](http://WWW.DIGI.COM)

**DIGI SERVICE AND SUPPORT** / You can purchase with confidence knowing that Digi is always available to serve you with expert technical support and our industry leading warranty. For detailed information visit [www.digi.com/support](http://www.digi.com/support).

© 1996-2015 Digi International Inc. All rights reserved.  
All trademarks are the property of their respective owners.

91001371  
H1/915

**DIGI INTERNATIONAL WORLDWIDE HQ**  
877-912-3444 / 952-912-3444 / [www.digi.com](http://www.digi.com)

**DIGI INTERNATIONAL FRANCE**  
+33-1-55-61-98-98 / [www.digi.fr](http://www.digi.fr)

**DIGI INTERNATIONAL JAPAN**  
+81-3-5428-0261 / [www.digi-intl.co.jp](http://www.digi-intl.co.jp)

**DIGI INTERNATIONAL SINGAPORE**  
+65-6213-5380

**DIGI INTERNATIONAL CHINA**  
+86-21-50492199 / [www.digi.com.cn](http://www.digi.com.cn)

[WWW.DIGI.COM](http://WWW.DIGI.COM)