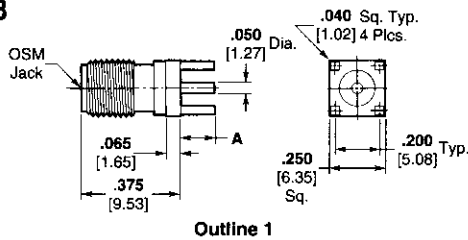


SMA Connectors MIL-C-39012 — Printed Circuit Mount

MIL-C-39012/93

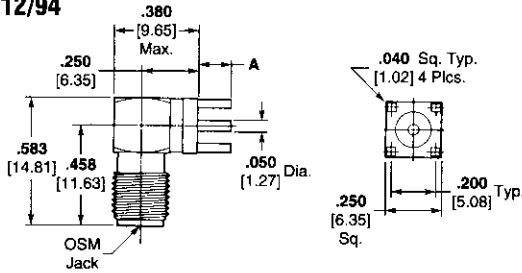


Outline 1

Military Part No.	AMP Part No.	M/A-COM ¹ Part No. (Ref. Only)	Outline	Dimension A
-3001	1053372-1	2062-8001-90	1	.155 3.94
-3002	1053374-1	2062-8002-90	1	.125 3.18
-3003	1053376-1	2062-8003-90	1	.093 2.36

¹ -90 indicates gold plated finish.

MIL-C-39012/94



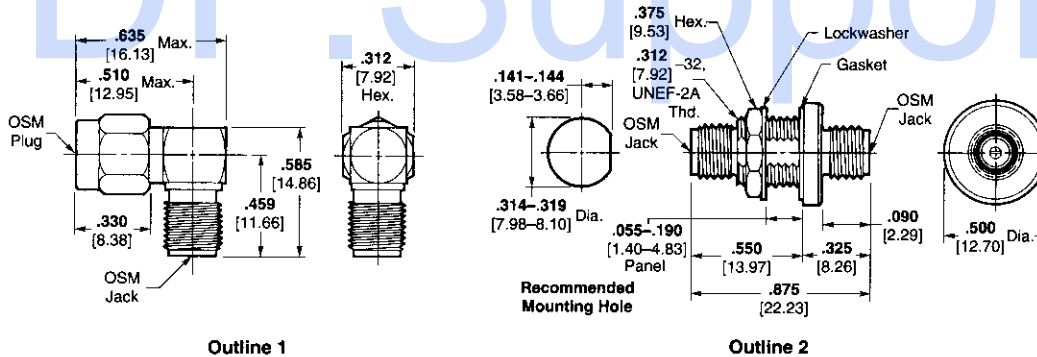
Outline 2

Military Part No.	AMP Part No.	M/A-COM ¹ Part No. (Ref. Only)	Outline	Dimension A
-3001	1053396-1	2064-8001-90	2	.155 3.94
-3002	1053398-1	2064-8002-90	2	.125 3.18
-3003	1053400-1	2064-8003-90	2	.093 2.36

¹ -90 indicates gold plated finish.

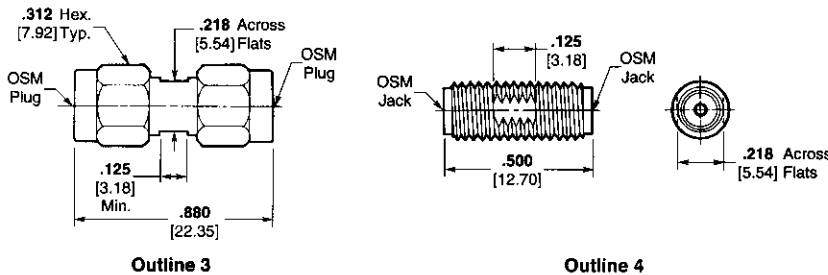
In-Series Adapters MIL-A-55339

MIL-A-55339



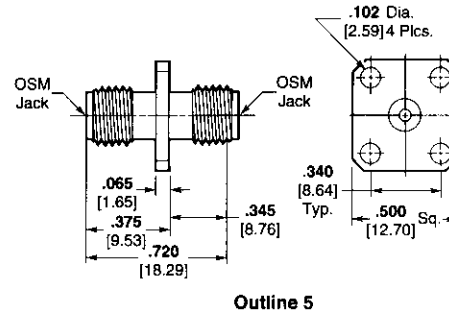
Outline 1

Outline 2



Outline 3

Outline 4



Outline 5

Military Part No.	AMP Part No.	M/A-COM ¹ Part No. (Ref. Only)	Outline
/02-30001	1055091-1	2088-8001-92	1
/28-30001	1054986-1	2084-8001-92	2
/28-30002	1054988-1	2084-8002-92	5
/29-30001	1053765-1	2081-8001-92	3
*/29-30101	1053767-1	2081-8101-92	3
/31-30001	1053633-1	2080-8001-92	4

^{*} No safety wire holes.

¹ -92 indicates passivated stainless steel finish.

RF Connectors