


鋁電解電容器

ALUMINUM ELECTROLYTIC CAPACITOR(CD11X SS)

SS特性FEATURE

- * 耐高溫引線引出超小形品
High temperature miniature size of radial lead type
- * 適用於高密度裝配
Ideally suited for high-density assembly



特性表SPECIFICATIONS

項目Item	主要特性Performance Characteristics						
額定電壓範圍 Rated Voltage Range	6.3V.DC ~ 50V.DC						
使用溫度範圍 Operating Temperature Range	-40°C ~ +105°C						
標稱靜電容量範圍 Nominal Capacitance Range	0.1 µF ~ 470 µF						
靜電容量允許偏差 Capacitance Tolerance	± 20%(M, +20°C, 120Hz)						
漏電流 Leakage Current	施加額定電壓2分鐘: $I \leq 0.01CV$ 或 $3 \mu A$ (取較大者)20°C After application of rated voltage for 2 minutes: $I \leq 0.01CV$ or $3 \mu A$ (Whichever is greater)20°C C: 標稱靜電容量 (µF) C: Nominal Capacitance in µF; V: 額定工作電壓 (V) V: Rated Working Voltage in V						
損耗角正切值(tan δ) Dissipation Factor	額定工作電壓(V) Rated Working Voltage	6.3	10	16	25	35	50
	tan δ (MAX) (20°C, 120Hz)	0.24	0.20	0.16	0.14	0.12	0.10
溫度特性 Temperature Stability	額定工作電壓(V) Rated Working Voltage	6.3	10	16	25	35	50
	阻抗比(120Hz) Impedance Ratio(120Hz)	(Z-25°C/z+20°C)		3		2	
		(z-40°C/z+20°C)		6		5	
高溫負荷特性 Load Life	在+105°C環境中施加工作電壓和最大允許紋波電流1000小時後，電容器的性能符合下表要求： After applying rated voltage for 1000 hours at +105°C, Capacitors meet the characteristics requirements measured at +20°C listed below;						
	靜電容量變化率: Capacitance Change:	初始測量值的 ± 25% 以內 Within ± 25% of the initial measured value					
	漏電流: Leakage current:	不於初始規定值 Less than the initial specified value					
	損耗角正切值: Tan δ	不於初始規定值的200% Less than 200% the initial specified value					
高溫貯存特性 Shelf Life	在+105°C環境中無負荷放置500小時後，電容器的性能符合高溫負荷特性中所列的規定值 After leaving capacitors under no load at +105°C for 500 hours, capacitors meet the characteristics listed above						

* 紋波倍乘因子MULTIPLIER FOR RIPPLE CURRENT

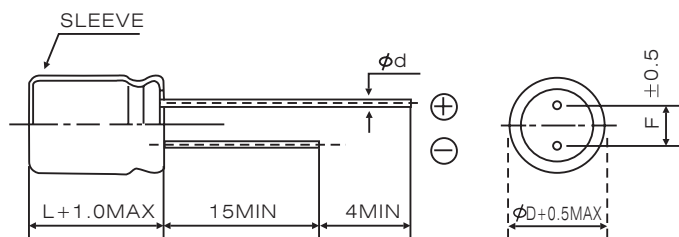
* 頻率因子Frequency coefficient

Freq(Hz) Cap(µF)	50(60)	100(120)	500	1K	10K
0.1 ~ 47	0.80	1.00	1.20	1.30	1.50
100 ~ 220	0.80	1.00	1.10	1.15	1.20

* 溫度因子TEMPERATURE COEFFICIENT

環境溫度(°C) Ambient Temperature	+105	+85	+65
倍乘因子 Factor	1.0	1.7	2.1

• 外形圖及尺寸表
CASE SIZE TABLE



φD	4	5	6.3	8
F ± 0.5	1.5	2.0	2.5	3.5
φd ± 0.1	0.45		0.5	
L	7			9

• SS 尺寸、額定電壓及標稱容量
DIMENSIONS, RATED VOLTAGE AND CAPACITANCE

WV(V) Cap(μF)	6.3(LA)		10(LB)		16(LC)		25(LD)		35(LE)		50(LF)	
	(1)	(2)	(1)	(2)	(1)	(2)	(1)	(2)	(1)	(2)	(1)	(2)
0.1(R10)											4×7	1
0.15(R15)											4×7	1.5
0.22(R22)											4×7	2.5
0.33(R33)											4×7	3.5
0.47(R47)											4×7	5
0.68(R68)											4×7	7
1(1R0)											4×7	10
1.5(1R5)											4×7	13
2.2(2R2)											4×7	19
3.3(3R3)											4×7	24
4.7(4R7)					4×7	15	4×7	19	4×7	24	(4×7) 5×7	(27) 29
6.8(6R8)					4×7	21	4×7	25	4×7	29	5×7	39
10(100)					4×7	27	(4×7) 5×7	(27) 33	(4×7) 5×7	(33) 36	(5×7) 6.3×7	(41) 44
15(150)					4×7	33	5×7	40	5×7	43	6.3×7	53
22(220)	4×7	34	(4×7) 5×7	(34) 38	(4×7) 5×7	(38) 44	(5×7) 6.3×7	(44) 51	(5×7) 6.3×7	(51) 60	6.3×7	60
33(330)	(4×7) 5×7	(38) 42	(4×7) 5×7	(42) 47	(5×7) 6.3×7	(50) 60	(5×7) 6.3×7	(60) 65	6.3×7	72	8×9	76
47(470)	(4×7) 5×7	(44) 50	(5×7) 6.3×7	(50) 65	(5×7) 6.3×7	(65) 70	(6.3×7) 8×9	(70) 77	(6.3×7) 8×9	(84) 91	8×9	96
68(680)	5×7	57	(5×7) 6.3×7	(68) 77	6.3×7	80	(6.3×7) 8×9	(84) 90	8×9	116		
100(101)	(5×7) 6.3×7	(68) 77	(5×7) 6.3×7	(80) 87	(6.3×7) 8×9	(90) 107	8×9	114				
150(151)	6.3×7	80	6.3×7	94	8×9	114						
220(221)	(6.3×7) 8×9	(94) 110	(6.3×7) 8×9	(96) 110	8×9	140						
330(331)	8×9	150	8×9	150								
470(471)	8×9	180										

(1)外形尺寸 Case Size D × L(mm)


(2)最大允許紋波電流 Max allowable ripple current (mA r.m.s./105°C.120Hz)

鋁電解電容器

ALUMINUM ELECTROLYTIC CAPACITOR(CD11C SC)

■ SC 特性 SC FEATURE

- * 引線引出超小形, +85℃通用型
Miniature size of radial lead type, +85℃ for general purpose.
- * 適用於高密度裝配
Ideally suited for high-density assembly



■ 特性表 SPECIFICATIONS

項目Item	主要特性Performance Characteristics							
額定電壓範圍 Rated Voltage Range	6.3V.DC ~ 63V.DC							
使用溫度範圍 Operating Temperature Range	-40℃ ~ +85℃							
標稱靜電容量範圍 Nominal Capacitance Range	0.1 µF ~ 470 µF							
靜電容量允許偏差 Capacitance Tolerance	±20%(M, +20℃, 120Hz)							
漏電流 Leakage Current	施加額定電壓2分鐘: $I \leq 0.01CV$ 或 $3 \mu A$ (取較大者)20℃ After application of rated voltage for 2 minutes: $I \leq 0.01CV$ or $3 \mu A$ (Whichever is greater)20℃ C: 標稱靜電容量 (µF) C: Nominal Capacitance in µF; V: 額定工作電壓 (V) V: Rated Working Voltage in V							
損耗角正切值(tan δ) Dissipation Factor	額定工作電壓(V) Rated Working Voltage	6.3	10	16	25	35	50	63
	tan δ (MAX) (20℃, 120Hz)	0.24	0.20	0.16	0.15	0.13	0.10	0.10
溫度特性 Temperature Stability	額定工作電壓(V) Rated Working Voltage	6.3	10	16	25	35	50	63
	阻抗比(120Hz) Impedance Ratio(120Hz)	(Z-25℃/z+20℃) 4	3	3	2			
高溫負荷特性 Load Life	在+85℃環境中施加工作電壓和最大允許紋波電流1000小時后, 電容器的性能符合下表要求: After applying rated voltage for 1000 hours at +85℃, Capacitors meet the characteristics requirements measured at +20℃ listed below;							
	靜電容量變化率: Capacitance Change:	初始測量值的±25%以內 Within ±25% of the initial measured value						
	漏電流: Leakage current:	不大于初始規定值 Less than the initial specified value						
高溫貯存特性 Shelf Life	損耗角正切值: Tan δ	不大于初始規定值的200% Less than 200% the initial specified value						
	在+85℃環境中無負荷放置500小時后, 電容器的性能符合高溫負荷特性中所列的規定值 After leaving capacitors under no load at +85℃ for 500 hours, capacitors meet the characteristics listed above							

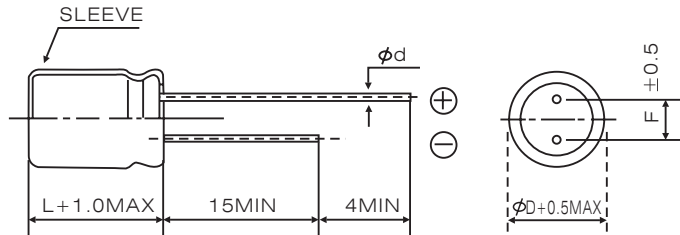
- * 紋波倍乘因子MULTIPLIER FOR RIPPLE CURRENT
- * 頻率因子Frequency coefficient

Freq(Hz) Cap(µF)	50(60)	100(120)	500	1K	10K
0.1 ~ 47	0.80	1.00	1.20	1.30	1.50
100 ~ 220	0.80	1.00	1.10	1.15	1.20

- * 溫度因子TEMPERATURE COEFFICIENT

環境溫度(℃) Ambient Temperature	+85	+70	+50
倍乘因子 Factor	1.0	1.6	2.0

• 外形圖及尺寸表
CASE SIZE TABLE



ϕD	4	5	6.3	8
$F \pm 0.5$	1.5	2.0	2.5	3.5
$\phi d \pm 0.1$	0.45		0.5	
L	7			9

• SC 尺寸、額定電壓及標稱容量
DIMENSIONS, RATED VOLTAGE AND CAPACITANCE

WV(V) \ Cap(μF)	6.3(LA)		10(LB)		16(LC)		25(LD)		35(LE)		50(LF)		63(LG)	
	(1)	(2)	(1)	(2)	(1)	(2)	(1)	(2)	(1)	(2)	(1)	(2)	(1)	(2)
0.1(R10)											4×7	1.3	4×7	1.3
0.15(R15)											4×7	1.5	4×7	2.0
0.22(R22)											4×7	3.0	4×7	3.0
0.33(R33)											4×7	4.4	4×7	4.4
0.47(R47)											4×7	5	4×7	6.3
0.68(R68)											4×7	8	4×7	8
1(1R0)											4×7	12	4×7	12
1.5(1R5)											4×7	13	4×7	13
2.2(2R2)											4×7	16	4×7	16
3.3(3R3)									4×7	18	4×7	24	(4×7) 5×7	(19) 24
4.7(4R7)							4×7	21	4×7	22	4×7	27	(4×7) 5×7	(29) 33
6.8(6R8)							4×7	25	4×7	25	5×7	31	(5×7) 6.3×7	(35) 39
10(100)					4×7	28	4×7	31	(4×7) 5×7	(27) 32	5×7	42	(5×7) 6.3×7	(41) 45
15(150)					4×7	34	5×7	40	5×7	43	6.3×7	58	6.3×7	58
22(220)	4×7	34	4×7	38	4×7	42	5×7	55	(5×7) 6.3×7	(51) 60	6.3×7	64	8×9	75
33(330)	4×7	42	4×7	46	(4×7) 5×7	(57) 62	(5×7) 6.3×7	(63) 66	6.3×7	73	8×9	75	8×9	92
47(470)	4×7	50	(4×7) 5×7	(58) 60	5×7	73	6.3×7	80	6.3×7	84	8×9	85		
68(680)	5×7	60	5×7	70	6.3×7	80	6.3×7	84	8×9	95				
100(101)	5×7	87	(5×7) 6.3×7	(80) 99	6.3×7	110	(6.3×7) 8×9	(92) 115	8×9	120				
150(151)	6.3×7	94	6.3×7	105	8×9	120	8×9	145	8×9	145				
220(221)	6.3×7	133	(6.3×7) 8×9	(128) 165	8×9	145	8×9	184						
330(331)	8×9	180	8×9	210	8×9	184								
470(471)	8×9	200	8×9	260										

(1)外形尺寸 Case Size D × L(mm)


(2)最大允許紋波電流 Max allowable ripple current (mA r.m.s./85°C.120Hz)

鋁電解電容器

ALUMINUM ELECTROLYTIC CAPACITOR(CD113C SL)

SL 特性 SL FEATURE

- * 引綫引出超小形品, 低漏電流品
Miniature size of radial lead type, Low Leakage current
- * 適用於高密度裝配
Ideally suited for high-density assembly



特性表 SPECIFICATIONS

項目 Item	主要特性 Performance Characteristics						
額定電壓範圍 Rated Voltage Range	6.3V.DC ~ 50V.DC						
使用溫度範圍 Operating Temperature Range	-40°C ~ +85°C						
標稱靜電容量範圍 Nominal Capacitance Range	0.1 μF ~ 220 μF						
靜電容量允許偏差 Capacitance Tolerance	±20%(M, +20°C, 120Hz)						
漏電流 Leakage Current	施加額定電壓2分鐘: $I < 0.002CV$ 或 $0.4 \mu A$ (取較大者) 20°C After application of rated voltage for 2 minutes: $I < 0.002CV$ or $0.4 \mu A$ (Whichever is greater) 20°C C: 標稱靜電容量 (μF) C: Nominal Capacitance in μF; V: 額定工作電壓 (V) V: Rated Working Voltage in V						
損耗角正切值(tan δ) Dissipation Factor	額定工作電壓(V) Rated Working Voltage	6.3	10	16	25	35	50
	tan δ (MAX) (20°C, 120Hz)	0.24	0.20	0.16	0.14	0.12	0.10
溫度特性 Temperature Stability	額定工作電壓(V) Rated Working Voltage	6.3	10	16	25	35	50
	阻抗比 Impedance Ratio(120Hz)	(Z-25°C/z+20°C) 4	3	2			
高溫負荷特性 Load Life	在+85°C環境中施加工作電壓和最大允許紋波電流1000小時后, 電容器的性能符合下表要求: After applying rated voltage for 1000 hours at +85°C, Capacitors meet the characteristics requirements measured at +20°C listed below;						
	靜電容量變化率: Capacitance Change:	初始測量值的 ±25% 以內 Within ±25% of the initial measured value					
	漏電流: Leakage current:	不大于初始規定值 Less than the initial specified value					
高溫貯存特性 Shelf Life	損耗角正切值: Tan δ	不大于初始規定值的200% Less than 200% the initial specified value					
	在+85°C環境中無負荷放置500小時后, 電容器的性能符合高溫負荷特性中所列的規定值 After leaving capacitors under no load at +85°C for 500 hours, capacitors meet the characteristics listed above						

* 紋波倍乘因子 MULTIPLIER FOR RIPPLE CURRENT

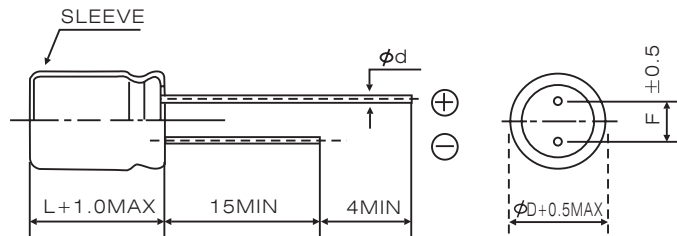
* 頻率因子 Frequency coefficient

Freq(Hz) Cap(μF)	50(60)	100(120)	500	1K	10K
0.1 ~ 47	0.80	1.00	1.20	1.30	1.50
100 ~ 220	0.80	1.00	1.10	1.15	1.20

* 溫度因子 TEMPERATURE COEFFICIENT

環境溫度(°C) Ambient Temperature	+85	+70	+50
倍乘因子 Factor	1.0	1.6	2.0

• 外形圖及尺寸表
CASE SIZE TABLE



ϕD	4	5	6.3	8
$F \pm 0.5$	1.5	2.0	2.5	3.5
$\phi d \pm 0.1$	0.45		0.5	
L	7			9

• SL 尺寸、額定電壓及標稱容量
DIMENSIONS, RATED VOLTAGE AND CAPACITANCE

WV(V) Cap(μF)	6.3(LA)		10(LB)		16(LC)		25(LD)		35(LE)		50(LF)	
	(1)	(2)	(1)	(2)	(1)	(2)	(1)	(2)	(1)	(2)	(1)	(2)
0.1(R10)											4×7	1
0.22(R22)											4×7	2.3
0.33(R33)											4×7	3.5
0.47(R47)											4×7	5
1(1R0)											4×7	10
2.2(2R2)											4×7	19
3.3(3R3)											4×7	24
4.7(4R7)					4×7	21	4×7	23			5×7	31
10(100)					4×7	29	5×7	33	5×7	36	6.3×7	44
22(220)	4×7	34	5×7	38	5×7	44	6.3×7	51	6.3×7	57	8×9	65
33(330)	5×7	42	5×7	47	6.3×7	57	6.3×7	63	8×9	72		
47(470)	5×7	50	6.3×7	58	6.3×7	68	8×9	78				
100(101)	6.3×7	77	8×9	96	8×9	107						
220(221)	8×9	130										

(1)外形尺寸 Case Size D × L(mm)

(2)最大允許紋波電流 Max allowable ripple current (mA r.m.s./85°C.120Hz)