

T-1^{3/4} (5 mm) High Intensity LED Lamps

Technical Data

HLMP-331x Series
HLMP-341x Series
HLMP-351x Series


Features

- **High Intensity**
- **Choice of 3 Bright Colors**
 High Efficiency Red
 Yellow
 High Performance Green
- **Popular T-1^{3/4} Diameter Package**
- **Selected Minimum Intensities**
- **Narrow Viewing Angle**
- **General Purpose Leads**

- **Reliable and Rugged**
- **Available on Tape and Reel**

Description

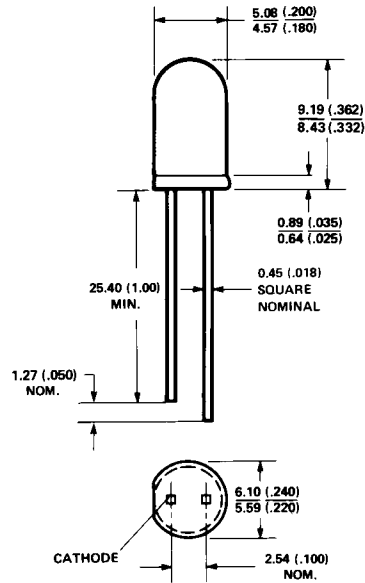
This family of T-1^{3/4} nondiffused LED lamps is specially designed for applications requiring higher on-axis intensity than is achievable with a standard lamp. The light generated is focused to a narrow beam to achieve this effect.



Selection Guide

Color	Part Number	Luminous Intensity I _v (mcd) @ 10 mA	
		Min.	Max.
Red	HLMP-3315	13.8	-
	HLMP-3317	22.00	-
	HLMP-3316-I00xx	22.0	-
	HLMP-3316-IJ0xx	22.0	70.4
Yellow	HLMP-3415	9.2	-
	HLMP-3416	14.7	-
	HLMP-3416-G00xx	14.7	-
	HLMP-3416-IJ0xx	37.6	120.2
Green	HLMP-3517	6.7	-
	HLMP-3519	10.6	-
	HLMP-3519-F00xx	10.6	-
	HLMP-3519-IJ0xx	43.6	139.6

Package Dimensions



NOTES:
 1. ALL DIMENSIONS ARE IN MILLIMETRES (INCHES).
 2. AN EPOXY MENISCUS MAY EXTEND ABOUT 1mm (.040") DOWN THE LEADS.

Part Numbering System

HLMP - 3 x 1 x - x x x xx

Mechanical Option

00: Bulk
 01: Tape & Reel, Crimped Leads
 02: Tape & Reel, Straight Leads
 B1: Right Angle Housing, Uneven Leads
 B2: Right Angle Housing, Even Leads

Color Bin Options

0: Full Color Bin Distribution

Maximum Iv Bin Options

0: Open (no max. limit)
 Others: Please refer to the Iv Bin Table

Minimum Iv Bin Options

Please refer to the Iv Bin Table

Brightness Level

5, 7: Less Brightness
 6, 9: Higher Brightness

Color Options

3: GaP HER
 4: GaP Yellow
 5: GaP Green

Electrical Characteristics at $T_A = 25^\circ\text{C}$

Symbol	Description	Device HLMP-	Min.	Typ.	Max.	Units	Test Conditions
I_V	Luminous Intensity	3315 3316	13.8 22	40.0 60.0		mcd	$I_F = 10\text{ mA}$ (Figure 3)
		3415 3416	9.2 14.7	40.0 50.0		mcd	$I_F = 10\text{ mA}$ (Figure 8)
		3517 3519	6.7 10.6	50.0 70.0		mcd	$I_F = 10\text{ mA}$ (Figure 13)
$2\theta^{1/2}$	Including Angle Between Half Luminous Intensity Points	3315 3316		35 35		Deg.	$I_F = 10\text{ mA}$ See Note 1 (Figure 6)
		3415 3416		35 35		Deg.	$I_F = 10\text{ mA}$ See Note 1 (Figure 11)
		3517 3519		24 24		Deg.	$I_F = 10\text{ mA}$ See Note 1 (Figure 16)
λ_{PEAK}	Peak Wavelength	331X 341X 351X		635 583 565		nm	Measurement at Peak (Figure 1)
$\Delta\lambda_{1/2}$	Spectral Line Halfwidth	331X 341X 351X		40 36 28		nm	
λ_d	Dominant Wavelength	331X 341X 351X		626 585 569		nm	See Note 2 (Figure 1)
τ_s	Speed of Response	331X 341X 351X		90 90 500		ns	
C	Capacitance	331X 341X 351X		11 15 18		pF	$V_F = 0$; $f = 1\text{ MHz}$
$R\theta_{\text{J-PIN}}$	Thermal Resistance	331X 341X 351X		260		$^\circ\text{C/W}$	Junction to Cathode Lead
V_F	Forward Voltage	331X 341X 351X		1.9 2.0 2.1	2.4 2.4 2.7	V	$I_F = 10\text{ mA}$ (Figure 2) $I_F = 10\text{ mA}$ (Figure 7) $I_F = 10\text{ mA}$ (Figure 12)
V_R	Reverse Breakdown Volt.	All	5.0			V	$I_R = 100\ \mu\text{A}$
η_V	Luminous Efficacy	331X 341X 351X		145 500 595		lumens Watt	See Note 3

Notes:

- $\theta_{1/2}$ is the off-axis angle at which the luminous intensity is half the axial luminous intensity.
- The dominant wavelength, λ_d , is derived from the CIE chromaticity diagram and represents the single wavelength which defines the color of the device.
- Radiant intensity, I_e , in watts/steradian, may be found from the equation $I_e = I_V/\eta_V$, where I_V is the luminous intensity in candelas and η_V is the luminous efficacy in lumens/watt.

Absolute Maximum Ratings at $T_A = 25^\circ\text{C}$

Parameter	331X Series	341X Series	351X Series	Units
Peak Forward Current	90	60	90	mA
Average Forward Current ^[1]	25	20	25	mA
DC Current ^[2]	30	20	30	mA
Power Dissipation ^[3]	135	85	135	mW
Reverse Voltage ($I_R = 100 \mu\text{A}$)	5	5	5	V
Transient Forward Current ^[4] (10 μsec Pulse)	500	500	500	mA
LED Junction Temperature	110	110	110	$^\circ\text{C}$
Operating Temperature Range	-55 to +100	-55 to +100	-20 to +100	$^\circ\text{C}$
Storage Temperature Range			-55 to +100	
Lead Soldering Temperature [1.6 mm (0.063 in.) from body]	260 $^\circ\text{C}$ for 5 seconds			

Notes:

1. See Figure 5 (Red), 10 (Yellow), or 15 (Green) to establish pulsed operating conditions.
2. For Red and Green series derate linearly from 50 $^\circ\text{C}$ at 0.5 mA/ $^\circ\text{C}$. For Yellow series derate linearly from 50 $^\circ\text{C}$ at 0.2 mA/ $^\circ\text{C}$.
3. For Red and Green series derate power linearly from 25 $^\circ\text{C}$ at 1.8 mW/ $^\circ\text{C}$. For Yellow series derate power linearly from 50 $^\circ\text{C}$ at 1.6 mW/ $^\circ\text{C}$.
4. The transient peak current is the maximum non-recurring peak current that can be applied to the device without damaging the LED die and wirebond. It is not recommended that the device be operated at peak currents beyond the peak forward current listed in the Absolute Maximum Ratings.

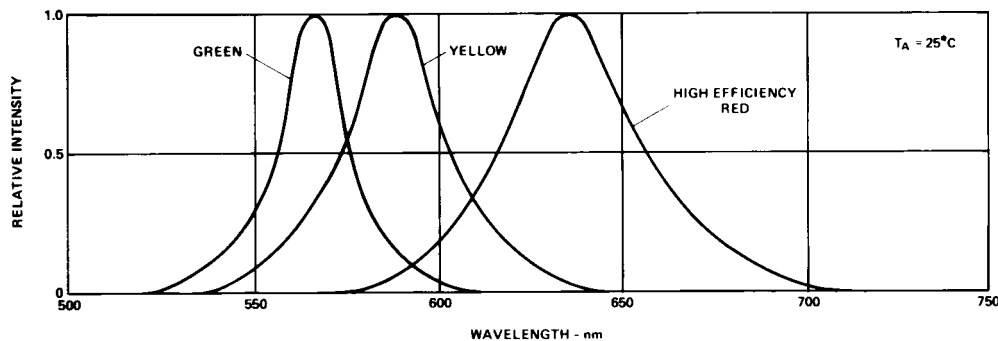


Figure 1. Relative Intensity vs. Wavelength.

High Efficiency Red HLMP-331X Series

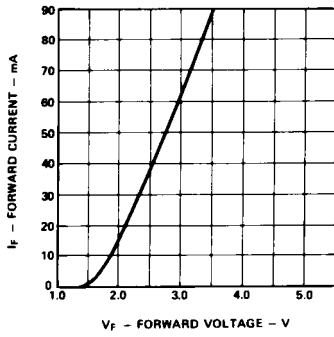


Figure 2. Forward Current vs. Forward Voltage Characteristics.

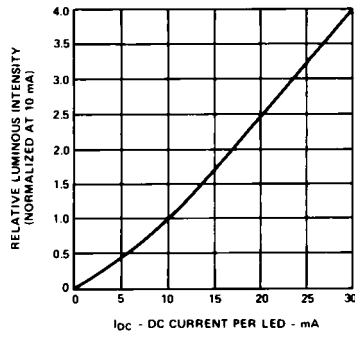


Figure 3. Relative Luminous Intensity vs. DC Forward Current.

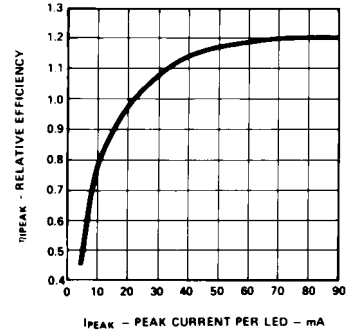


Figure 4. Relative Efficiency (Luminous Intensity per Unit Current) vs. Peak LED Current.

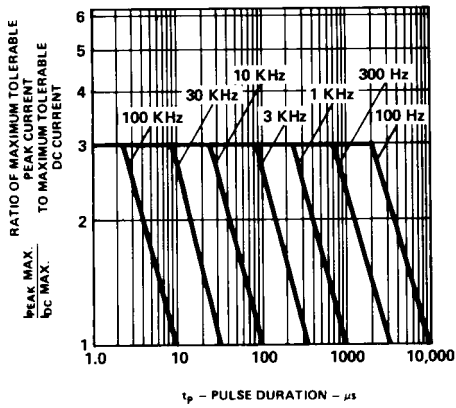


Figure 5. Maximum Tolerable Peak Current vs. Pulse Duration (I_{DC} MAX as per MAX Ratings).

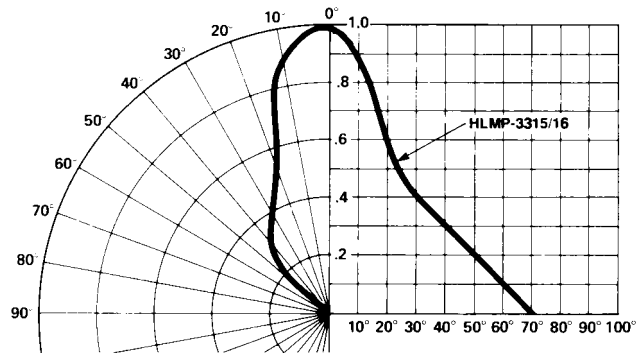


Figure 6. Relative Luminous Intensity vs. Angular Displacement.

Yellow HLMP-341X Series

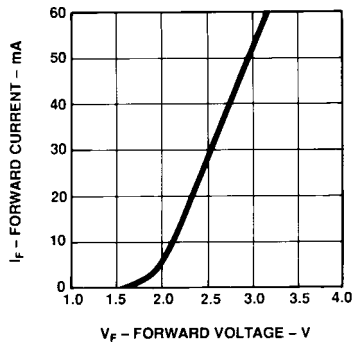


Figure 7. Forward Current vs. Forward Voltage Characteristics.

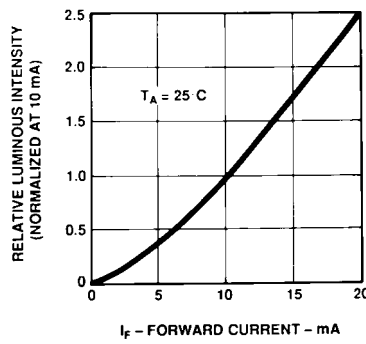


Figure 8. Relative Luminous Intensity vs. DC Forward Current.

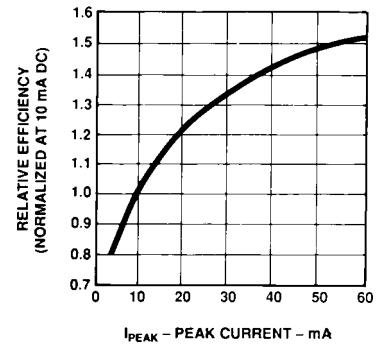


Figure 9. Relative Efficiency (Luminous Intensity per Unit Current) vs. Peak Current.

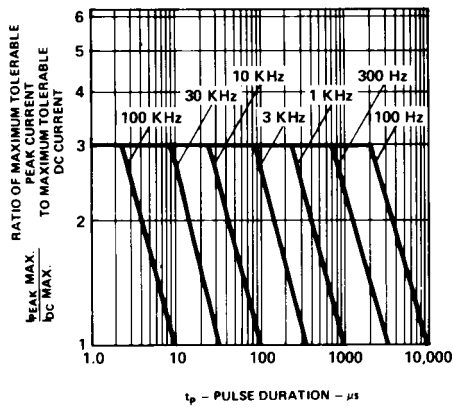


Figure 10. Maximum Tolerable Peak Current vs. Pulse Duration (I_{DC} MAX as per MAX Ratings).

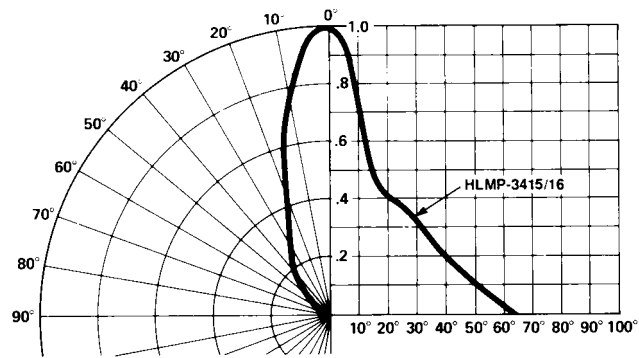


Figure 11. Relative Luminous Intensity vs. Angular Displacement.

Green HLMP-351X Series

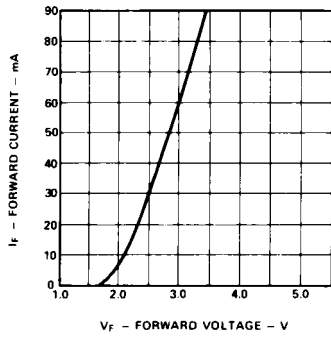


Figure 12. Forward Current vs. Forward Voltage Characteristics.

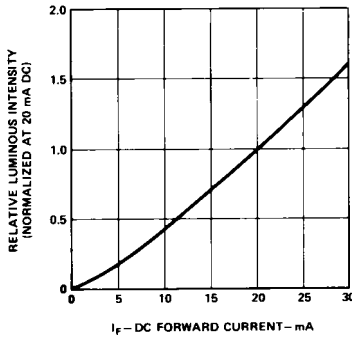


Figure 13. Relative Luminous Intensity vs. DC Forward Current.

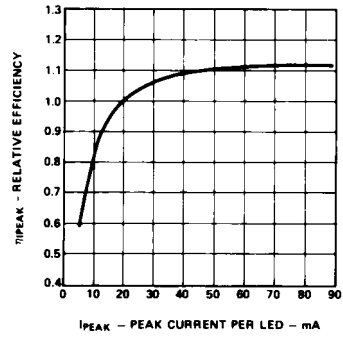


Figure 14. Relative Efficiency (Luminous Intensity per Unit Current) vs. Peak LED Current.

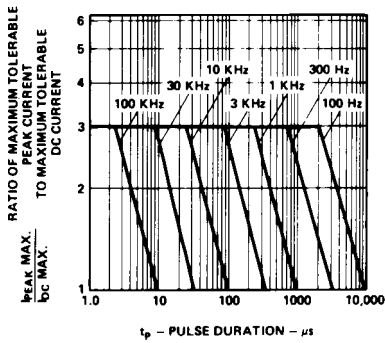


Figure 15. Maximum Tolerable Peak Current vs. Pulse Duration ($I_{DC\ MAX}$ as per MAX Ratings).

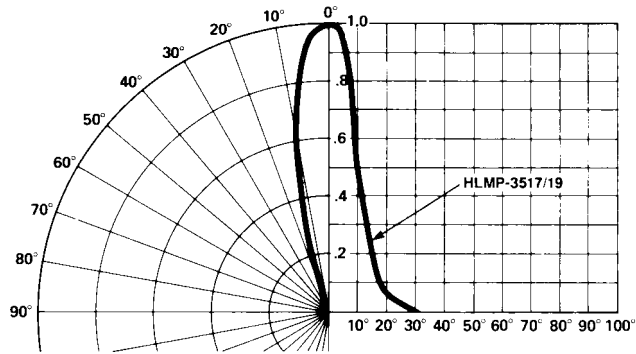


Figure 16. Relative Luminous Intensity vs. Angular Displacement. T-1^{3/4} Lamp.

Table 2. Intensity Bin Limit

Color	Bin	Intensity Range (mcd)	
		Min.	Max.
Red	H	15.5	24.8
	I	24.8	39.6
	J	39.6	63.4
	K	63.4	101.5
	L	101.5	162.4
	M	162.4	234.6
	N	234.6	340.0
	O	340.0	540.0
	P	540.0	850.0
	Q	850.0	1200.0
	R	1200.0	1700.0
	S	1700.0	2400.0
	T	2400.0	3400.0
	U	3400.0	4900.0
	V	4900.0	7100.0
	W	7100.0	10200.0
	X	10200.0	14800.0
Y	14800.0	21400.0	
Z	21400.0	30900.0	

Table 2. (Cont'd)

Color	Bin	Intensity Range (mcd)	
		Min.	Max.
Yellow	G	16.6	26.5
	H	26.5	42.3
	I	42.3	67.7
	J	67.7	108.2
	K	108.2	173.2
	L	173.2	250.0
	M	250.0	360.0
	N	360.0	510.0
	O	510.0	800.0
	P	800.0	1250.0
	Q	1250.0	1800.0
	R	1800.0	2900.0
	S	2900.0	4700.0
	T	4700.0	7200.0
	U	7200.0	11700.0
	V	11700.0	18000.0
	W	18000.0	27000.0

Table 2. (Cont'd)

Color	Bin	Intensity Range (mcd)	
		Min.	Max.
Green	E	7.6	12.0
	F	12.0	19.1
	G	19.1	30.7
	H	30.7	49.1
	I	49.1	78.5
	J	78.5	125.7
	K	125.7	201.1
	L	201.1	289.0
	M	289.0	417.0
	N	417.0	680.0
	O	680.0	1100.0
	P	1100.0	1800.0
	Q	1800.0	2700.0
	R	2700.0	4300.0
	S	4300.0	6800.0
	T	6800.0	10800.0
	U	10800.0	16000.0
V	16000.0	25000.0	
W	25000.0	40000.0	

Maximum tolerance for each bin limit is $\pm 18\%$.

Color Categories

Color	Cat #	Lambda (nm)	
		Min.	Max.
Green	6	561.5	564.5
	5	564.5	567.5
	4	567.5	570.5
	3	570.5	573.5
	2	573.5	576.5
Yellow	1	582.0	584.5
	3	584.5	587.0
	2	587.0	589.5
	4	589.5	592.0
	5	592.0	593.0

Tolerance for each bin limit is ± 0.5 nm.

Mechanical Option Matrix

Mechanical Option Code	Definition
00	Bulk Packaging, minimum increment 500 pcs/bag
01	Tape & Reel, crimped leads, minimum increment 1300 pcs/bag
02	Tape & Reel, straight leads, minimum increment 1300 pcs/bag
B1	Right Angle Housing, uneven leads, minimum increment 500 pcs/bag
B2	Right Angle Housing, even leads, minimum increment 500 pcs/bag

Note:

All Categories are established for classification of products. Products may not be available in all categories. Please contact your local Agilent representative for further clarification/information.

Product Information and Literature

- [Events](#)
- [Guided Selection](#)
- [Library](#)
- [News Releases](#)
- [Order Information](#)
- [Global Account Sites](#)
- [Partner Portal](#)
- [Product Index](#)

Hot Links

- [Product Center](#)
- [Application Notes](#)
- [Datasheets](#)
- [FAQs](#)
- [Product Notifications](#)

HLMP-3416-GJ0CD

T-13/4 (5mm) High Intensity LED Lamp**LIFE CYCLE STATUS**

AC - Active

This product is Market released and in full production

FEATURES

- High Intensity
- Yellow in Popular T-13/4 Diameter Package
- Selected Minimum Intensities
- Narrow Viewing Angle
- General Purpose Leads
- Reliable and Rugged
- Available in Ammo Pack

DESCRIPTION


This T-13/4 nondiffused LED lamp is specially designed for applications requiring higher on-axis intensity than is achievable with a standard lamp. The light generated is focused to a narrow beam to achieve this effect.

Application Notes

Application Brief: AB I-002 - Thermal resistance values for LED lamps	35 KB pdf	Clid	Clid
Application Brief: AB A05 - LED thermal testing	60 KB pdf	Clid	Clid
Application Brief: AB A04: LED Lamp Thermal Properties	52 KB pdf	Clid	Clid
Application Brief: AB A03 - LED compatibility with automotive EMC transients	63 KB pdf	Clid	Clid
Application Brief: AB A02 - Benefits of LEDs for instrument cluster lighting	42 KB pdf	Clid	Clid
Application Brief: AB D-007 - Solutions for common LED design errors in segmented display and multi-indicator applications	39 KB pdf	Clid	Clid
Application Brief: AB I-012 - Temperature compensation circuit for constant LED intensity	35 KB pdf	Clid	Clid
Application Note: AN 1021 - Utilizing LED lamps packaged on tape and reel	229 KB pdf	Clid	Clid

<input type="checkbox"/> Application Note: AN 1027: Soldering LED Components	470 KB pdf	<input type="button" value="Click"/>	<input type="button" value="Click"/>
<input type="checkbox"/> Application Note: AN 1005 - Operational considerations for LED lamps and display devices	62 KB pdf	<input type="button" value="Click"/>	<input type="button" value="Click"/>
<input type="checkbox"/> Application Note: AN 1100 - Selecting LED lamps for automotive interior applications	163 KB pdf	<input type="button" value="Click"/>	<input type="button" value="Click"/>

Data Sheets & Technical Specifications			
<input type="checkbox"/> Datasheet: HLMP-331/341/351X - T-1 3/4 (5 mm) High Intensity LED Lamps	205 KB pdf	<input type="button" value="Click"/>	<input type="button" value="Click"/>



- Add to my links**
- Keep me updated**
- Help downloading files**

Product Information and Literature

- [Events](#)
- [Guided Selection](#)
- [Library](#)
- [News Releases](#)
- [Order Information](#)
- [Global Account Sites](#)
- [Partner Portal](#)
- [Product Index](#)

Hot Links

- [Product Center](#)
- [Application Notes](#)
- [Datasheets](#)
- [FAQs](#)
- [Product Notifications](#)

HLMP-3316-HK0CA

T-13/4 (5mm) High Intensity LED Lamps**LIFE CYCLE STATUS**

AC - Active

This product is Market released and in full production

FEATURES

- High Intensity
- High Efficiency Red in Popular T-13/4 Diameter Package
- Selected Minimum Intensities
- Narrow Viewing Angle
- General Purpose Leads
- Reliable and Rugged
- Available in Ammo Pack


DESCRIPTION

This T-13/4 nondiffused LED lamp is specially designed for applications requiring higher on-axis intensity than is achievable with a standard lamp. The light generated is focused to a narrow beam to achieve this effect.

Application Notes

□ Application Brief: AB A02 - Benefits of LEDs for instrument cluster lighting	42 KB pdf	Clid	Clid
□ Application Brief: AB D-007 - Solutions for common LED design errors in segmented display and multi-indicator applications	39 KB pdf	Clid	Clid
□ Application Brief: AB I-012 - Temperature compensation circuit for constant LED intensity	35 KB pdf	Clid	Clid
□ Application Brief: AB A03 - LED compatibility with automotive EMC transients	63 KB pdf	Clid	Clid
□ Application Brief: AB I-002 - Thermal resistance values for LED lamps	35 KB pdf	Clid	Clid
□ Application Brief: AB A05 - LED thermal testing	60 KB pdf	Clid	Clid
□ Application Brief: AB A04: LED Lamp Thermal Properties	52 KB pdf	Clid	Clid
□ Application Note: AN 1027: Soldering LED Components	470 KB pdf	Clid	Clid

<input type="checkbox"/> Application Note: AN 1005 - Operational considerations for LED lamps and display devices	62 KB pdf	<input type="button" value="Click"/>	<input type="button" value="Click"/>
<input type="checkbox"/> Application Note: AN 1100 - Selecting LED lamps for automotive interior applications	163 KB pdf	<input type="button" value="Click"/>	<input type="button" value="Click"/>
<input type="checkbox"/> Application Note: AN 1021 - Utilizing LED lamps packaged on tape and reel	229 KB pdf	<input type="button" value="Click"/>	<input type="button" value="Click"/>
Data Sheets & Technical Specifications			
<input type="checkbox"/> Datasheet: HLMP-331/341/351X - T-1 3/4 (5 mm) High Intensity LED Lamps	205 KB pdf	<input type="button" value="Click"/>	<input type="button" value="Click"/>



- Add to my links**
- Keep me updated**
- Help downloading files**

HLMP-3316-HK0CD

T-13/4 (5mm) High Intensity LED Lamps**LIFE CYCLE STATUS**

AC - Active

This product is Market released and in full production

FEATURES

- High Intensity
- High Efficiency Red in Popular T-13/4 Diameter Package
- Selected Minimum Intensities
- Narrow Viewing Angle
- General Purpose Leads
- Reliable and Rugged
- Available in Ammo Pack

DESCRIPTION

This T-13/4 nondiffused LED lamp is specially designed for applications requiring higher on-axis intensity than is achievable with a standard lamp. The light generated is focused to a narrow beam to achieve this effect.

Application Notes

Application Brief: AB I-002 - Thermal resistance values for LED lamps	35 KB pdf	Clid	Clid
Application Brief: AB A05 - LED thermal testing	60 KB pdf	Clid	Clid
Application Brief: AB A04: LED Lamp Thermal Properties	52 KB pdf	Clid	Clid
Application Brief: AB A03 - LED compatibility with automotive EMC transients	63 KB pdf	Clid	Clid
Application Brief: AB A02 - Benefits of LEDs for instrument cluster lighting	42 KB pdf	Clid	Clid
Application Brief: AB D-007 - Solutions for common LED design errors in segmented display and multi-indicator applications	39 KB pdf	Clid	Clid
Application Brief: AB I-012 - Temperature compensation circuit for constant LED intensity	35 KB pdf	Clid	Clid
Application Note: AN 1021 - Utilizing LED lamps packaged on tape and reel	229 KB pdf	Clid	Clid


- Events
- Guided Selection
- Library
- News Releases
- Order Information
- Global Account Sites
- Partner Portal
- Product Index

Hot Links

- [Product Center](#)
- [Application Notes](#)
- [Datasheets](#)
- [FAQs](#)
- [Product Notifications](#)

<input type="checkbox"/> Application Note: AN 1027: Soldering LED Components	470 KB pdf	<input type="button" value="Click"/>	<input type="button" value="Click"/>
<input type="checkbox"/> Application Note: AN 1005 - Operational considerations for LED lamps and display devices	62 KB pdf	<input type="button" value="Click"/>	<input type="button" value="Click"/>
<input type="checkbox"/> Application Note: AN 1100 - Selecting LED lamps for automotive interior applications	163 KB pdf	<input type="button" value="Click"/>	<input type="button" value="Click"/>

<input type="checkbox"/> Data Sheets & Technical Specifications			
<input type="checkbox"/> Datasheet: HLMP-331/341/351X - T-1 3/4 (5 mm) High Intensity LED Lamps	205 KB pdf	<input type="button" value="Click"/>	<input type="button" value="Click"/>



- Add to my links**
- Keep me updated**
- Help downloading files**

Product Information and Literature

- [Events](#)
- [Guided Selection](#)
- [Library](#)
- [News Releases](#)
- [Order Information](#)
- [Global Account Sites](#)
- [Partner Portal](#)
- [Product Index](#)

- Hot Links**
- [Product Center](#)
 - [Application Notes](#)
 - [Datasheets](#)
 - [FAQs](#)
 - [Product Notifications](#)

HLMP-3316-HK0UK

T-13/4 (5mm) High Intensity LED Lamps

LIFE CYCLE STATUS

AC - Active

This product is Market released and in full production

FEATURES

- High Intensity
- High Efficiency Red in Popular T-13/4 Diameter Package
- Selected Minimum Intensities
- Narrow Viewing Angle
- General Purpose Leads
- Reliable and Rugged
- Available in Ammo Pack

DESCRIPTION


This T-13/4 nondiffused LED lamp is specially designed for applications requiring higher on-axis intensity than is achievable with a standard lamp. The light generated is focused to a narrow beam to achieve this effect.

Application Notes

Application Brief: AB I-002 - Thermal resistance values for LED lamps	35 KB pdf	Clid	Clid
Application Brief: AB A05 - LED thermal testing	60 KB pdf	Clid	Clid
Application Brief: AB A04: LED Lamp Thermal Properties	52 KB pdf	Clid	Clid
Application Brief: AB A03 - LED compatibility with automotive EMC transients	63 KB pdf	Clid	Clid
Application Brief: AB A02 - Benefits of LEDs for instrument cluster lighting	42 KB pdf	Clid	Clid
Application Brief: AB D-007 - Solutions for common LED design errors in segmented display and multi-indicator applications	39 KB pdf	Clid	Clid
Application Brief: AB I-012 - Temperature compensation circuit for constant LED intensity	35 KB pdf	Clid	Clid
Application Note: AN 1021 - Utilizing LED lamps packaged on tape and reel	229 KB pdf	Clid	Clid

<input type="checkbox"/> Application Note: AN 1027: Soldering LED Components	470 KB pdf	<input type="button" value="Click"/>	<input type="button" value="Click"/>
<input type="checkbox"/> Application Note: AN 1005 - Operational considerations for LED lamps and display devices	62 KB pdf	<input type="button" value="Click"/>	<input type="button" value="Click"/>
<input type="checkbox"/> Application Note: AN 1100 - Selecting LED lamps for automotive interior applications	163 KB pdf	<input type="button" value="Click"/>	<input type="button" value="Click"/>

<input type="checkbox"/> Data Sheets & Technical Specifications			
<input type="checkbox"/> Datasheet: HLMP-331/341/351X - T-1 3/4 (5 mm) High Intensity LED Lamps	205 KB pdf	<input type="button" value="Click"/>	<input type="button" value="Click"/>



- Add to my links**
- Keep me updated**
- Help downloading files**

HLMP-3316-HK0UT

T-13/4 (5mm) High Intensity LED Lamps**LIFE CYCLE STATUS**

AC - Active

This product is Market released and in full production

FEATURES

- High Intensity
- High Efficiency Red in Popular T-13/4 Diameter Package
- Selected Minimum Intensities
- Narrow Viewing Angle
- General Purpose Leads
- Reliable and Rugged
- Available in Ammo Pack

DESCRIPTION

This T-13/4 nondiffused LED lamp is specially designed for applications requiring higher on-axis intensity than is achievable with a standard lamp. The light generated is focused to a narrow beam to achieve this effect.

Application Notes

Application Brief: AB I-002 - Thermal resistance values for LED lamps	35 KB pdf	Clid	Clid
Application Brief: AB A05 - LED thermal testing	60 KB pdf	Clid	Clid
Application Brief: AB A04: LED Lamp Thermal Properties	52 KB pdf	Clid	Clid
Application Brief: AB A03 - LED compatibility with automotive EMC transients	63 KB pdf	Clid	Clid
Application Brief: AB A02 - Benefits of LEDs for instrument cluster lighting	42 KB pdf	Clid	Clid
Application Brief: AB D-007 - Solutions for common LED design errors in segmented display and multi-indicator applications	39 KB pdf	Clid	Clid
Application Brief: AB I-012 - Temperature compensation circuit for constant LED intensity	35 KB pdf	Clid	Clid
Application Note: AN 1021 - Utilizing LED lamps packaged on tape and reel	229 KB pdf	Clid	Clid


- Events
- Guided Selection
- Library
- News Releases
- Order Information
- Global Account Sites
- Partner Portal
- Product Index

Hot Links

- [Product Center](#)
- [Application Notes](#)
- [Datasheets](#)
- [FAQs](#)
- [Product Notifications](#)

<input type="checkbox"/> Application Note: AN 1027: Soldering LED Components	470 KB pdf	<input type="button" value="Click"/>	<input type="button" value="Click"/>
<input type="checkbox"/> Application Note: AN 1005 - Operational considerations for LED lamps and display devices	62 KB pdf	<input type="button" value="Click"/>	<input type="button" value="Click"/>
<input type="checkbox"/> Application Note: AN 1100 - Selecting LED lamps for automotive interior applications	163 KB pdf	<input type="button" value="Click"/>	<input type="button" value="Click"/>

<input type="checkbox"/> Data Sheets & Technical Specifications			
<input type="checkbox"/> Datasheet: HLMP-331/341/351X - T-1 3/4 (5 mm) High Intensity LED Lamps	205 KB pdf	<input type="button" value="Click"/>	<input type="button" value="Click"/>



- Add to my links**
- Keep me updated**
- Help downloading files**

Product Information and Literature

- [Events](#)
- [Guided Selection](#)
- [Library](#)
- [News Releases](#)
- [Order Information](#)
- [Global Account Sites](#)
- [Partner Portal](#)
- [Product Index](#)

Hot Links

- [Product Center](#)
- [Application Notes](#)
- [Datasheets](#)
- [FAQs](#)
- [Product Notifications](#)

HLMP-3416-GJ000

T-13/4 (5mm) High Intensity LED Lamp**LIFE CYCLE STATUS**

AC - Active

This product is Market released and in full production

FEATURES

- High Intensity
- Yellow in Popular T-13/4 Diameter Package
- Selected Minimum Intensities
- Narrow Viewing Angle
- General Purpose Leads
- Reliable and Rugged
- Available in Bulk

DESCRIPTION

This T-13/4 nondiffused LED lamp is specially designed for applications requiring higher on-axis intensity than is achievable with a standard lamp. The light generated is focused to a narrow beam to achieve this effect.

Application Notes

Application Brief: AB I-002 - Thermal resistance values for LED lamps	35 KB pdf	Clid	Clid
Application Brief: AB A05 - LED thermal testing	60 KB pdf	Clid	Clid
Application Brief: AB A04: LED Lamp Thermal Properties	52 KB pdf	Clid	Clid
Application Brief: AB A03 - LED compatibility with automotive EMC transients	63 KB pdf	Clid	Clid
Application Brief: AB A02 - Benefits of LEDs for instrument cluster lighting	42 KB pdf	Clid	Clid
Application Brief: AB D-007 - Solutions for common LED design errors in segmented display and multi-indicator applications	39 KB pdf	Clid	Clid
Application Brief: AB I-012 - Temperature compensation circuit for constant LED intensity	35 KB pdf	Clid	Clid
Application Note: AN 1021 - Utilizing LED lamps packaged on tape and reel	229 KB pdf	Clid	Clid

<input type="checkbox"/> Application Note: AN 1027: Soldering LED Components	470 KB pdf	<input type="button" value="Click"/>	<input type="button" value="Click"/>
<input type="checkbox"/> Application Note: AN 1005 - Operational considerations for LED lamps and display devices	62 KB pdf	<input type="button" value="Click"/>	<input type="button" value="Click"/>
<input type="checkbox"/> Application Note: AN 1100 - Selecting LED lamps for automotive interior applications	163 KB pdf	<input type="button" value="Click"/>	<input type="button" value="Click"/>

Data Sheets & Technical Specifications			
<input type="checkbox"/> Datasheet: HLMP-331/341/351X - T-1 3/4 (5 mm) High Intensity LED Lamps	205 KB pdf	<input type="button" value="Click"/>	<input type="button" value="Click"/>



- Add to my links**
- Keep me updated**
- Help downloading files**

- [Events](#)
- [Guided Selection](#)
- [Library](#)
- [News Releases](#)
- [Order Information](#)
- [Global Account Sites](#)
- [Partner Portal](#)
- [Product Index](#)

Hot Links

- [Product Center](#)
- [Application Notes](#)
- [Datasheets](#)
- [FAQs](#)
- [Product Notifications](#)

HLMP-3316-HK000

T-13/4 (5mm) High Intensity LED Lamps**LIFE CYCLE STATUS**

AC - Active

This product is Market released and in full production

FEATURES

- High Intensity
- High Efficiency Red in Popular T-13/4 Diameter Package
- Selected Minimum Intensities
- Narrow Viewing Angle
- General Purpose Leads
- Reliable and Rugged


DESCRIPTION

This T-13/4 nondiffused LED lamp is specially designed for applications requiring higher on-axis intensity than is achievable with a standard lamp. The light generated is focused to a narrow beam to achieve this effect.

Application Notes

Application Brief: AB I-002 - Thermal resistance values for LED lamps	35 KB pdf	Clid	Clid
Application Brief: AB A05 - LED thermal testing	60 KB pdf	Clid	Clid
Application Brief: AB A04: LED Lamp Thermal Properties	52 KB pdf	Clid	Clid
Application Brief: AB A03 - LED compatibility with automotive EMC transients	63 KB pdf	Clid	Clid
Application Brief: AB A02 - Benefits of LEDs for instrument cluster lighting	42 KB pdf	Clid	Clid
Application Brief: AB D-007 - Solutions for common LED design errors in segmented display and multi-indicator applications	39 KB pdf	Clid	Clid
Application Brief: AB I-012 - Temperature compensation circuit for constant LED intensity	35 KB pdf	Clid	Clid
Application Note: AN 1021 - Utilizing LED lamps packaged on tape and reel	229 KB pdf	Clid	Clid
Application Note: AN 1027: Soldering LED Components	470 KB pdf	Clid	Clid

<input type="checkbox"/> Application Note: AN 1005 - Operational considerations for LED lamps and display devices	62 KB pdf	<input type="button" value="Click"/>	<input type="button" value="Click"/>
<input type="checkbox"/> Application Note: AN 1100 - Selecting LED lamps for automotive interior applications	163 KB pdf	<input type="button" value="Click"/>	<input type="button" value="Click"/>
Data Sheets & Technical Specifications			
<input type="checkbox"/> Datasheet: HLMP-331/341/351X - T-1 3/4 (5 mm) High Intensity LED Lamps	205 KB pdf	<input type="button" value="Click"/>	<input type="button" value="Click"/>



-
-
-

HLMP-3416-GJ0UT

T-13/4 (5mm) High Intensity LED Lamp**LIFE CYCLE STATUS**

AC - Active

This product is Market released and in full production

FEATURES

- High Intensity
- Yellow in Popular T-13/4 Diameter Package
- Selected Minimum Intensities
- Narrow Viewing Angle
- General Purpose Leads
- Reliable and Rugged
- Available in Ammo Pack

DESCRIPTION

This T-13/4 nondiffused LED lamp is specially designed for applications requiring higher on-axis intensity than is achievable with a standard lamp. The light generated is focused to a narrow beam to achieve this effect.

Application Notes

Application Brief: AB I-002 - Thermal resistance values for LED lamps	35 KB pdf	Clid	Clid
Application Brief: AB A05 - LED thermal testing	60 KB pdf	Clid	Clid
Application Brief: AB A04: LED Lamp Thermal Properties	52 KB pdf	Clid	Clid
Application Brief: AB A03 - LED compatibility with automotive EMC transients	63 KB pdf	Clid	Clid
Application Brief: AB A02 - Benefits of LEDs for instrument cluster lighting	42 KB pdf	Clid	Clid
Application Brief: AB D-007 - Solutions for common LED design errors in segmented display and multi-indicator applications	39 KB pdf	Clid	Clid
Application Brief: AB I-012 - Temperature compensation circuit for constant LED intensity	35 KB pdf	Clid	Clid
Application Note: AN 1021 - Utilizing LED lamps packaged on tape and reel	229 KB pdf	Clid	Clid


- Events
- Guided Selection
- Library
- News Releases
- Order Information
- Global Account Sites
- Partner Portal
- Product Index

Hot Links

- [Product Center](#)
- [Application Notes](#)
- [Datasheets](#)
- [FAQs](#)
- [Product Notifications](#)

<input type="checkbox"/> Application Note: AN 1027: Soldering LED Components	470 KB pdf	<input type="button" value="Click"/>	<input type="button" value="Click"/>
<input type="checkbox"/> Application Note: AN 1005 - Operational considerations for LED lamps and display devices	62 KB pdf	<input type="button" value="Click"/>	<input type="button" value="Click"/>
<input type="checkbox"/> Application Note: AN 1100 - Selecting LED lamps for automotive interior applications	163 KB pdf	<input type="button" value="Click"/>	<input type="button" value="Click"/>

<input type="checkbox"/> Data Sheets & Technical Specifications			
<input type="checkbox"/> Datasheet: HLMP-331/341/351X - T-1 3/4 (5 mm) High Intensity LED Lamps	205 KB pdf	<input type="button" value="Click"/>	<input type="button" value="Click"/>



- Add to my links**
- Keep me updated**
- Help downloading files**

HLMP-3519-GJ000

T-13/4 (5mm) High Intensity LED Lamp**LIFE CYCLE STATUS**

NR - Not Recommended

This product is still in production and orderable, but is not being recommended for new customers and/or new designs

FEATURES

- High Intensity
- High Performance Green in Popular T-13/4 Diameter Package
- Selected Minimum Intensities
- Narrow Viewing Angle
- General Purpose Leads
- Reliable and Rugged
- Available in Bulk

DESCRIPTION

This T-13/4 nondiffused LED lamp is specially designed for applications requiring higher on-axis intensity than is achievable with a standard lamp. The light generated is focused to a narrow beam to achieve this effect.

Application Notes


Application Brief: AB I-002 - Thermal resistance values for LED lamps	35 KB pdf	Click	Click
Application Brief: AB A05 - LED thermal testing	60 KB pdf	Click	Click
Application Brief: AB A04: LED Lamp Thermal Properties	52 KB pdf	Click	Click
Application Brief: AB A03 - LED compatibility with automotive EMC transients	63 KB pdf	Click	Click
Application Brief: AB A02 - Benefits of LEDs for instrument cluster lighting	42 KB pdf	Click	Click
Application Brief: AB D-007 - Solutions for common LED design errors in segmented display and multi-indicator applications	39 KB pdf	Click	Click
Application Brief: AB I-012 - Temperature compensation circuit for constant LED intensity	35 KB pdf	Click	Click

- [Events](#)
- [Guided Selection](#)
- [Library](#)
- [News Releases](#)
- [Order Information](#)
- [Global Account Sites](#)
- [Partner Portal](#)
- [Product Index](#)

Hot Links

- [Product Center](#)
- [Application Notes](#)
- [Datasheets](#)
- [FAQs](#)
- [Product Notifications](#)

<p>Application Note: AN 1021 - Utilizing LED lamps packaged on tape and reel</p>	229 KB pdf	Click	Click
<p>Application Note: AN 1027: Soldering LED Components</p>	470 KB pdf	Click	Click
<p>Application Note: AN 1005 - Operational considerations for LED lamps and display devices</p>	62 KB pdf	Click	Click
<p>Application Note: AN 1061 - Luminous intensity degradation data for emerald green LEDs (560 nm) vs. degradation data for standard green LEDs (569 nm)</p>	26 KB pdf	Click	Click
<p>Application Note: AN 1100 - Selecting LED lamps for automotive interior applications</p>	163 KB pdf	Click	Click
Data Sheets & Technical Specifications			
<p>Datasheet: HLMP-331/341/351X - T-1 3/4 (5 mm) High Intensity LED Lamps</p>	205 KB pdf	Click	Click



- [Click Add to my links](#)
- [Click Keep me updated](#)
- [Click Help downloading files](#)

- [Events](#)
- [Guided Selection](#)
- [Library](#)
- [News Releases](#)
- [Order Information](#)
- [Global Account Sites](#)
- [Partner Portal](#)
- [Product Index](#)

Hot Links

- [Product Center](#)
- [Application Notes](#)
- [Datasheets](#)
- [FAQs](#)
- [Product Notifications](#)

HLMP-3519-GJ0CA

T-13/4 (5mm) High Intensity LED Lamp**LIFE CYCLE STATUS**

AC - Active

This product is Market released and in full production

FEATURES

- High Intensity
- High Performance Green in Popular T-13/4 Diameter Package
- Selected Minimum Intensities
- Narrow Viewing Angle
- General Purpose Leads
- Reliable and Rugged
- Available in Ammo Pack

DESCRIPTION

This T-13/4 nondiffused LED lamp is specially designed for applications requiring higher on-axis intensity than is achievable with a standard lamp. The light generated is focused to a narrow beam to achieve this effect.

Application Notes

□ Application Brief: AB I-002 - Thermal resistance values for LED lamps	35 KB pdf	Click	Click
□ Application Brief: AB A05 - LED thermal testing	60 KB pdf	Click	Click
□ Application Brief: AB A04: LED Lamp Thermal Properties	52 KB pdf	Click	Click
□ Application Brief: AB A03 - LED compatibility with automotive EMC transients	63 KB pdf	Click	Click
□ Application Brief: AB A02 - Benefits of LEDs for instrument cluster lighting	42 KB pdf	Click	Click
□ Application Brief: AB D-007 - Solutions for common LED design errors in segmented display and multi-indicator applications	39 KB pdf	Click	Click
□ Application Brief: AB I-012 - Temperature compensation circuit for constant LED intensity	35 KB pdf	Click	Click
□ Application Note: AN 1021 - Utilizing LED lamps packaged on tape and reel	229 KB pdf	Click	Click

<input type="checkbox"/> Application Note: AN 1027: Soldering LED Components	470 KB pdf	<input type="button" value="Click"/>	<input type="button" value="Click"/>
<input type="checkbox"/> Application Note: AN 1005 - Operational considerations for LED lamps and display devices	62 KB pdf	<input type="button" value="Click"/>	<input type="button" value="Click"/>
<input type="checkbox"/> Application Note: AN 1061 - Luminous intensity degradation data for emerald green LEDs (560 nm) vs. degradation data for standard green LEDs (569 nm)	26 KB pdf	<input type="button" value="Click"/>	<input type="button" value="Click"/>
<input type="checkbox"/> Application Note: AN 1100 - Selecting LED lamps for automotive interior applications	163 KB pdf	<input type="button" value="Click"/>	<input type="button" value="Click"/>

Data Sheets & Technical Specifications

<input type="checkbox"/> Datasheet: HLMP-331/341/351X - T-1 3/4 (5 mm) High Intensity LED Lamps	205 KB pdf	<input type="button" value="Click"/>	<input type="button" value="Click"/>
--	---------------	--------------------------------------	--------------------------------------



- Add to my links**
- Keep me updated**
- Help downloading files**

HLMP-3519-GJ0CD

T-13/4 (5mm) High Intensity LED Lamp**LIFE CYCLE STATUS**

AC - Active

This product is Market released and in full production

FEATURES

- High Intensity
- High Performance Green in Popular T-13/4 Diameter Package
- Selected Minimum Intensities
- Narrow Viewing Angle
- General Purpose Leads
- Reliable and Rugged
- Available in Ammo Pack

DESCRIPTION

This T-13/4 nondiffused LED lamp is specially designed for applications requiring higher on-axis intensity than is achievable with a standard lamp. The light generated is focused to a narrow beam to achieve this effect.

Application Notes

Application Brief: AB I-002 - Thermal resistance values for LED lamps	35 KB pdf	Click	Click
Application Brief: AB A05 - LED thermal testing	60 KB pdf	Click	Click
Application Brief: AB A04: LED Lamp Thermal Properties	52 KB pdf	Click	Click
Application Brief: AB A03 - LED compatibility with automotive EMC transients	63 KB pdf	Click	Click
Application Brief: AB A02 - Benefits of LEDs for instrument cluster lighting	42 KB pdf	Click	Click
Application Brief: AB D-007 - Solutions for common LED design errors in segmented display and multi-indicator applications	39 KB pdf	Click	Click
Application Brief: AB I-012 - Temperature compensation circuit for constant LED intensity	35 KB pdf	Click	Click
Application Note: AN 1021 - Utilizing LED lamps packaged on tape and reel	229 KB pdf	Click	Click

- Events
- Guided Selection
- Library
- News Releases
- Order Information
- Global Account Sites
- Partner Portal
- Product Index

Hot Links

- [Product Center](#)
- [Application Notes](#)
- [Datasheets](#)
- [FAQs](#)
- [Product Notifications](#)

<input type="checkbox"/> Application Note: AN 1027: Soldering LED Components	470 KB pdf	<input type="button" value="Click"/>	<input type="button" value="Click"/>
<input type="checkbox"/> Application Note: AN 1005 - Operational considerations for LED lamps and display devices	62 KB pdf	<input type="button" value="Click"/>	<input type="button" value="Click"/>
<input type="checkbox"/> Application Note: AN 1061 - Luminous intensity degradation data for emerald green LEDs (560 nm) vs. degradation data for standard green LEDs (569 nm)	26 KB pdf	<input type="button" value="Click"/>	<input type="button" value="Click"/>
<input type="checkbox"/> Application Note: AN 1100 - Selecting LED lamps for automotive interior applications	163 KB pdf	<input type="button" value="Click"/>	<input type="button" value="Click"/>

Data Sheets & Technical Specifications

<input type="checkbox"/> Datasheet: HLMP-331/341/351X - T-1 3/4 (5 mm) High Intensity LED Lamps	205 KB pdf	<input type="button" value="Click"/>	<input type="button" value="Click"/>
--	---------------	--------------------------------------	--------------------------------------



- Add to my links**
- Keep me updated**
- Help downloading files**

Product Information and Literature

- [Events](#)
- [Guided Selection](#)
- [Library](#)
- [News Releases](#)
- [Order Information](#)
- [Global Account Sites](#)
- [Partner Portal](#)
- [Product Index](#)

Hot Links

- [Product Center](#)
- [Application Notes](#)
- [Datasheets](#)
- [FAQs](#)
- [Product Notifications](#)

HLMP-3519-GJ0UK

T-13/4 (5mm) High Intensity LED Lamp**LIFE CYCLE STATUS**

AC - Active

This product is Market released and in full production

FEATURES

- High Intensity
- High Performance Green in Popular T-13/4 Diameter Package
- Selected Minimum Intensities
- Narrow Viewing Angle
- General Purpose Leads
- Reliable and Rugged
- Available in Ammo Pack

DESCRIPTION

This T-13/4 nondiffused LED lamp is specially designed for applications requiring higher on-axis intensity than is achievable with a standard lamp. The light generated is focused to a narrow beam to achieve this effect.

Application Notes

□ Application Brief: AB I-002 - Thermal resistance values for LED lamps	35 KB pdf	Clid	Clid
□ Application Brief: AB A05 - LED thermal testing	60 KB pdf	Clid	Clid
□ Application Brief: AB A04: LED Lamp Thermal Properties	52 KB pdf	Clid	Clid
□ Application Brief: AB A03 - LED compatibility with automotive EMC transients	63 KB pdf	Clid	Clid
□ Application Brief: AB A02 - Benefits of LEDs for instrument cluster lighting	42 KB pdf	Clid	Clid
□ Application Brief: AB D-007 - Solutions for common LED design errors in segmented display and multi-indicator applications	39 KB pdf	Clid	Clid
□ Application Brief: AB I-012 - Temperature compensation circuit for constant LED intensity	35 KB pdf	Clid	Clid
□ Application Note: AN 1021 - Utilizing LED lamps packaged on tape and reel	229 KB pdf	Clid	Clid

<input type="checkbox"/> Application Note: AN 1027: Soldering LED Components	470 KB pdf	<input type="button" value="Click"/>	<input type="button" value="Click"/>
<input type="checkbox"/> Application Note: AN 1005 - Operational considerations for LED lamps and display devices	62 KB pdf	<input type="button" value="Click"/>	<input type="button" value="Click"/>
<input type="checkbox"/> Application Note: AN 1061 - Luminous intensity degradation data for emerald green LEDs (560 nm) vs. degradation data for standard green LEDs (569 nm)	26 KB pdf	<input type="button" value="Click"/>	<input type="button" value="Click"/>
<input type="checkbox"/> Application Note: AN 1100 - Selecting LED lamps for automotive interior applications	163 KB pdf	<input type="button" value="Click"/>	<input type="button" value="Click"/>

Data Sheets & Technical Specifications

<input type="checkbox"/> Datasheet: HLMP-331/341/351X - T-1 3/4 (5 mm) High Intensity LED Lamps	205 KB pdf	<input type="button" value="Click"/>	<input type="button" value="Click"/>
--	---------------	--------------------------------------	--------------------------------------



- Add to my links**
- Keep me updated**
- Help downloading files**

Product Information and Literature

- [Events](#)
- [Guided Selection](#)
- [Library](#)
- [News Releases](#)
- [Order Information](#)
- [Global Account Sites](#)
- [Partner Portal](#)
- [Product Index](#)

- Hot Links**
- [Product Center](#)
 - [Application Notes](#)
 - [Datasheets](#)
 - [FAQs](#)
 - [Product Notifications](#)

HLMP-3519-GJ0UP

T-13/4 (5mm) High Intensity LED Lamp

LIFE CYCLE STATUS

AC - Active

This product is Market released and in full production

FEATURES

- High Intensity
- High Performance Green in Popular T-13/4 Diameter Package
- Selected Minimum Intensities
- Narrow Viewing Angle
- General Purpose Leads
- Reliable and Rugged
- Available in Ammo Pack

DESCRIPTION

This T-13/4 nondiffused LED lamp is specially designed for applications requiring higher on-axis intensity than is achievable with a standard lamp. The light generated is focused to a narrow beam to achieve this effect.

Application Notes

<input type="checkbox"/> Application Brief: AB I-002 - Thermal resistance values for LED lamps	35 KB pdf	Clid	Clid
<input type="checkbox"/> Application Brief: AB A05 - LED thermal testing	60 KB pdf	Clid	Clid
<input type="checkbox"/> Application Brief: AB A04: LED Lamp Thermal Properties	52 KB pdf	Clid	Clid
<input type="checkbox"/> Application Brief: AB A03 - LED compatibility with automotive EMC transients	63 KB pdf	Clid	Clid
<input type="checkbox"/> Application Brief: AB A02 - Benefits of LEDs for instrument cluster lighting	42 KB pdf	Clid	Clid
<input type="checkbox"/> Application Brief: AB D-007 - Solutions for common LED design errors in segmented display and multi-indicator applications	39 KB pdf	Clid	Clid
<input type="checkbox"/> Application Brief: AB I-012 - Temperature compensation circuit for constant LED intensity	35 KB pdf	Clid	Clid
<input type="checkbox"/> Application Note: AN 1021 - Utilizing LED lamps packaged on tape and reel	229 KB pdf	Clid	Clid

<input type="checkbox"/> Application Note: AN 1027: Soldering LED Components	470 KB pdf	<input type="button" value="Click"/>	<input type="button" value="Click"/>
<input type="checkbox"/> Application Note: AN 1005 - Operational considerations for LED lamps and display devices	62 KB pdf	<input type="button" value="Click"/>	<input type="button" value="Click"/>
<input type="checkbox"/> Application Note: AN 1061 - Luminous intensity degradation data for emerald green LEDs (560 nm) vs. degradation data for standard green LEDs (569 nm)	26 KB pdf	<input type="button" value="Click"/>	<input type="button" value="Click"/>
<input type="checkbox"/> Application Note: AN 1100 - Selecting LED lamps for automotive interior applications	163 KB pdf	<input type="button" value="Click"/>	<input type="button" value="Click"/>

Data Sheets & Technical Specifications

<input type="checkbox"/> Datasheet: HLMP-331/341/351X - T-1 3/4 (5 mm) High Intensity LED Lamps	205 KB pdf	<input type="button" value="Click"/>	<input type="button" value="Click"/>
--	---------------	--------------------------------------	--------------------------------------



- Add to my links**
- Keep me updated**
- Help downloading files**

- [Events](#)
- [Guided Selection](#)
- [Library](#)
- [News Releases](#)
- [Order Information](#)
- [Global Account Sites](#)
- [Partner Portal](#)
- [Product Index](#)

Hot Links

- [Product Center](#)
- [Application Notes](#)
- [Datasheets](#)
- [FAQs](#)
- [Product Notifications](#)

HLMP-3519-GJ0US

T-13/4 (5mm) High Intensity LED Lamp**LIFE CYCLE STATUS**

AC - Active

This product is Market released and in full production

FEATURES

- High Intensity
- High Performance Green in Popular T-13/4 Diameter Package
- Selected Minimum Intensities
- Narrow Viewing Angle
- General Purpose Leads
- Reliable and Rugged
- Available in Ammo Pack

DESCRIPTION

This T-13/4 nondiffused LED lamp is specially designed for applications requiring higher on-axis intensity than is achievable with a standard lamp. The light generated is focused to a narrow beam to achieve this effect.

Application Notes

□ Application Brief: AB I-002 - Thermal resistance values for LED lamps	35 KB pdf	Clid	Clid
□ Application Brief: AB A05 - LED thermal testing	60 KB pdf	Clid	Clid
□ Application Brief: AB A04: LED Lamp Thermal Properties	52 KB pdf	Clid	Clid
□ Application Brief: AB A03 - LED compatibility with automotive EMC transients	63 KB pdf	Clid	Clid
□ Application Brief: AB A02 - Benefits of LEDs for instrument cluster lighting	42 KB pdf	Clid	Clid
□ Application Brief: AB D-007 - Solutions for common LED design errors in segmented display and multi-indicator applications	39 KB pdf	Clid	Clid
□ Application Brief: AB I-012 - Temperature compensation circuit for constant LED intensity	35 KB pdf	Clid	Clid
□ Application Note: AN 1021 - Utilizing LED lamps packaged on tape and reel	229 KB pdf	Clid	Clid

<input type="checkbox"/> Application Note: AN 1027: Soldering LED Components	470 KB pdf	<input type="button" value="Click"/>	<input type="button" value="Click"/>
<input type="checkbox"/> Application Note: AN 1005 - Operational considerations for LED lamps and display devices	62 KB pdf	<input type="button" value="Click"/>	<input type="button" value="Click"/>
<input type="checkbox"/> Application Note: AN 1061 - Luminous intensity degradation data for emerald green LEDs (560 nm) vs. degradation data for standard green LEDs (569 nm)	26 KB pdf	<input type="button" value="Click"/>	<input type="button" value="Click"/>
<input type="checkbox"/> Application Note: AN 1100 - Selecting LED lamps for automotive interior applications	163 KB pdf	<input type="button" value="Click"/>	<input type="button" value="Click"/>

Data Sheets & Technical Specifications

<input type="checkbox"/> Datasheet: HLMP-331/341/351X - T-1 3/4 (5 mm) High Intensity LED Lamps	205 KB pdf	<input type="button" value="Click"/>	<input type="button" value="Click"/>
--	---------------	--------------------------------------	--------------------------------------



- Add to my links**
- Keep me updated**
- Help downloading files**

- [Events](#)
- [Guided Selection](#)
- [Library](#)
- [News Releases](#)
- [Order Information](#)
- [Global Account Sites](#)
- [Partner Portal](#)
- [Product Index](#)

Hot Links

- [Product Center](#)
- [Application Notes](#)
- [Datasheets](#)
- [FAQs](#)
- [Product Notifications](#)

HLMP-3519-GJ0UT

T-13/4 (5mm) High Intensity LED Lamp**LIFE CYCLE STATUS**

AC - Active

This product is Market released and in full production

FEATURES

- High Intensity
- High Performance Green in Popular T-13/4 Diameter Package
- Selected Minimum Intensities
- Narrow Viewing Angle
- General Purpose Leads
- Reliable and Rugged
- Available in Ammo Pack

DESCRIPTION

This T-13/4 nondiffused LED lamp is specially designed for applications requiring higher on-axis intensity than is achievable with a standard lamp. The light generated is focused to a narrow beam to achieve this effect.

Application Notes

□ Application Brief: AB I-002 - Thermal resistance values for LED lamps	35 KB pdf	Clid	Clid
□ Application Brief: AB A05 - LED thermal testing	60 KB pdf	Clid	Clid
□ Application Brief: AB A04: LED Lamp Thermal Properties	52 KB pdf	Clid	Clid
□ Application Brief: AB A03 - LED compatibility with automotive EMC transients	63 KB pdf	Clid	Clid
□ Application Brief: AB A02 - Benefits of LEDs for instrument cluster lighting	42 KB pdf	Clid	Clid
□ Application Brief: AB D-007 - Solutions for common LED design errors in segmented display and multi-indicator applications	39 KB pdf	Clid	Clid
□ Application Brief: AB I-012 - Temperature compensation circuit for constant LED intensity	35 KB pdf	Clid	Clid
□ Application Note: AN 1021 - Utilizing LED lamps packaged on tape and reel	229 KB pdf	Clid	Clid

<input type="checkbox"/> Application Note: AN 1027: Soldering LED Components	470 KB pdf	<input type="button" value="Click"/>	<input type="button" value="Click"/>
<input type="checkbox"/> Application Note: AN 1005 - Operational considerations for LED lamps and display devices	62 KB pdf	<input type="button" value="Click"/>	<input type="button" value="Click"/>
<input type="checkbox"/> Application Note: AN 1061 - Luminous intensity degradation data for emerald green LEDs (560 nm) vs. degradation data for standard green LEDs (569 nm)	26 KB pdf	<input type="button" value="Click"/>	<input type="button" value="Click"/>
<input type="checkbox"/> Application Note: AN 1100 - Selecting LED lamps for automotive interior applications	163 KB pdf	<input type="button" value="Click"/>	<input type="button" value="Click"/>

Data Sheets & Technical Specifications

<input type="checkbox"/> Datasheet: HLMP-331/341/351X - T-1 3/4 (5 mm) High Intensity LED Lamps	205 KB pdf	<input type="button" value="Click"/>	<input type="button" value="Click"/>
--	---------------	--------------------------------------	--------------------------------------



- Add to my links**
- Keep me updated**
- Help downloading files**