



These non-insulated ring terminals are made of electrolytic copper for high conductivity. They can be installed with crimping tools having a single indenter or double indenter (recommended for solid wire). Serrated barrel increases grip on wire. Wire range identification is stamped on the tongue of each terminal.

Most standard bulk catalog numbers can be put on Mylar Tape for reel fed applications (i.e. 12050 tool and applicator dies). See page 57. Please put the suffix M for Mylar Tape RA2573M.

(Bulk number 1000 and 500 packages.)

Stock Thickness:

A & B = .03

BC = .05

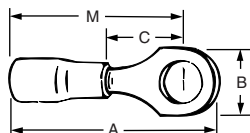
C = .04

Non-Insulated Ring

Cat. No.	Pkg. Qty.	Wire Range	Bolt Hole	Wt./Lbs. Per 1000	Dimensions			
					A	B	C	M
A18-4	100	22-16	#4	2	.75	.31	.27	.59
A18-6	100	22-16	#6	2	.72	.25	.27	.59
A85	1000	22-16	#6	2	.72	.25	.27	.59
A18-8	100	22-16	#8	2	.75	.31	.27	.59
A86	1000	22-16	#8	2	.75	.31	.27	.59
A18-10	100	22-16	#10	2	.75	.31	.27	.59
A87	1000	22-16	#10	2	.75	.31	.27	.59
A18-14	100	22-16	1/4"	3	.92	.50	.37	.67
A71	1000	22-16	1/4"	3	.92	.50	.37	.67
A72	1000	22-16	3/8"	3	.92	.50	.37	.67
A73	1000	22-16	3/8"	3	.99	.54	.35	.67
A18-12	100	22-16	1/2"	3	1.06	.72	.38	.70
A75	1000	22-16	1/2"	3	1.06	.72	.38	.70
B14-4	100	18-14	#4	2	.72	.25	.27	.59
B132	1000	18-14	#4	2	.72	.25	.27	.59
B14-6	100	18-14	#6	2	.75	.31	.27	.59
B133	1000	18-14	#6	2	.75	.31	.27	.59
B14-8	100	18-14	#8	3	.75	.31	.27	.59
B86	1000	18-14	#8	3	.75	.31	.27	.59
B14-10	100	18-14	#10	3	.75	.31	.27	.59
B87	1000	18-14	#10	3	.75	.31	.27	.59
B14-14	100	18-14	1/4"	6	.93	.50	.38	.68
B71	1000	18-14	1/4"	6	.93	.50	.38	.68
B14-516	100	18-14	3/8"	6	.93	.50	.38	.68
B72	1000	18-14	3/8"	6	.93	.50	.38	.68
B14-38	100	18-14	3/8"	6	.96	.54	.35	.68
B73	1000	18-14	3/8"	6	.96	.54	.35	.68
B14-12	100	18-14	1/2"	6	1.06	.72	.38	.70
B75	1000	18-14	1/2"	6	1.06	.72	.38	.70
B85	1000	18-14	#6	6	.75	.31	.27	.59
B134	1000	18-14	#8	6	.72	.25	.27	.59
BC14-6	50	heavy duty 16-14	#6	4	.81	.25	.29	.68
BC85	500	use C tooling	#6	4	.81	.25	.29	.68
BC14-8	50	heavy duty 16-14	#8	4	.87	.39	.29	.68
BC86	500	use C tooling	#8	4	.87	.39	.29	.68
BC14-10	50	heavy duty 16-14	#10	5	.87	.39	.29	.68
BC87	500	use C tooling	#10	5	.87	.39	.29	.68
BC14-14	50	heavy duty 16-14	1/4"	5	.93	.51	.29	.68
BC71	500	use C tooling	1/4"	5	.93	.51	.29	.68
BC14-516	50	heavy duty 16-14	3/8"	6	1.04	.54	.38	.77
BC72	500	use C tooling	3/8"	6	1.04	.54	.38	.77
BC14-38	50	heavy duty 16-14	3/8"	6	1.09	.63	.38	.77
BC79	500	use C tooling	3/8"	6	1.09	.63	.38	.77
BC14-12	50	heavy duty 16-14	1/2"	6	1.32	.76	.54	.94
BC75	500	use C tooling	1/2"	6	1.32	.76	.54	.94
C10-6	50	12-10	#6	4	.82	.31	.27	.66
C33	500	12-10	#6	4	.82	.31	.27	.66
C10-8	50	12-10	#8	5	.82	.31	.27	.66
C77	500	12-10	#8	5	.82	.31	.27	.66
C10-10	50	12-10	#10	5	.85	.38	.27	.66
C26	500	12-10	#10	5	.85	.38	.27	.66
C36	1000	12-10	#10	7	.82	.31	.27	.66
C10-14	50	12-10	1/4"	7	.91	.50	.27	.66
C71	500	12-10	1/4"	7	.91	.50	.27	.66
C10-516	50	12-10	3/8"	8	.98	.50	.38	.73
C70	500	12-10	3/8"	8	.98	.50	.38	.73
C72	1000	12-10	3/8"	7	1.10	.59	.45	.80
C10-38	50	12-10	3/8"	7	1.10	.59	.45	.80
C73	500	12-10	3/8"	7	1.10	.59	.45	.80
C10-12	50	12-10	1/2"	7	1.21	.72	.38	.84
C75	500	12-10	1/2"	7	1.21	.72	.38	.84

U.L. Listed E9809

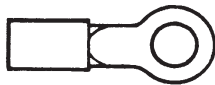
Installing tools: WT111M, WT112M, WT110M, ERG-2002, WT2000





These non-insulated ring terminals are made of electrolytic copper for high conductivity. They can be installed with crimping tools having a single indenter or double indenter (recommended for solid wire). Serrated barrel increases grip on wire. Wire range identification is stamped on the tongue of each terminal.

Stock Thickness:
D & E = .06
F = .07
D10, E10, F10 = .04
D975 & F975 = .04

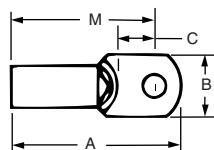


*Brazed Seam, Lolly-Pop Style Tongue

Non-Insulated Ring

Cat. No.	Pkg. Qty.	Wire Range	Bolt Hole	Wt./Lbs. Per 1000	Dimensions			
					A	B	C	M
D8-10*	25	9-8-7	#10	16	1.13	.48	.36	.90
D36*	200	9-8-7	#10	16	1.13	.48	.36	.90
D8-14*	25	9-8-7	1/4"	14	1.13	.48	.36	.90
D71*	200	9-8-7	1/4"	14	1.13	.48	.36	.90
D8-516*	25	9-8-7	5/16"	16	1.32	.59	.49	1.03
D72*	200	9-8-7	5/16"	16	1.32	.59	.49	1.03
D8-38*	25	9-8-7	3/8"	14	1.32	.59	.49	1.03
D73*	200	9-8-7	3/8"	14	1.32	.59	.49	1.03
D8-12*	25	9-8-7	1/2"	14	1.49	.82	.55	1.09
D75*	200	9-8-7	1/2"	14	1.49	.82	.55	1.09
D10161	200	9-8-7	#8	12	1.15	.41	.28	.95
D10361	200	9-8-7	#10	12	1.15	.41	.28	.95
D10711	200	9-8-7	1/4"	12	1.20	.45	.36	.97
D10721	200	9-8-7	5/16"	12	1.28	.56	.36	1.00
D10731	200	9-8-7	3/8"	12	1.28	.56	.36	1.00
D975*	200	9-8-7	1/2"	12	1.46	.83	.49	1.06
E6-10*	20	6-5	#10	17	1.13	.48	.36	.90
E26*	200	6-5	#10	17	1.13	.48	.36	.90
E6-14*	20	6-5	1/4"	20	1.13	.48	.36	.90
E71*	200	6-5	1/4"	20	1.13	.48	.36	.90
E6-516*	20	6-5	5/16"	20	1.32	.60	.49	1.03
E72*	200	6-5	5/16"	20	1.32	.60	.49	1.03
E6-38*	20	6-5	3/8"	20	1.32	.60	.49	1.03
E73*	200	6-5	3/8"	20	1.32	.60	.49	1.03
E6-12*	20	6-5	1/2"	20	1.49	.82	.55	1.08
E75*	200	6-5	1/2"	20	1.49	.82	.55	1.08
E10261	200	6-5	#10	14	1.26	.49	.24	1.02
E10711	200	6-5	1/4"	14	1.26	.49	.27	.99
E10721	200	6-5	5/16"	14	1.38	.60	.34	1.04
E10731	200	6-5	3/8"	14	1.38	.60	.34	1.04
F4-10*	20	4-3	#10	24	1.16	.48	.36	.93
F26*	200	4-3	#10	24	1.16	.48	.36	.93
F4-14*	20	4-3	1/4"	25	1.16	.48	.36	.93
F71*	200	4-3	1/4"	25	1.16	.48	.36	.93
F4-516*	20	4-3	5/16"	25	1.35	.60	.49	1.06
F72*	200	4-3	5/16"	25	1.35	.60	.49	1.06
F4-38*	20	4-3	3/8"	25	1.35	.60	.49	1.06
F73*	200	4-3	3/8"	25	1.35	.60	.49	1.06
F4-12*	20	4-3	1/2"	25	1.52	.82	.55	1.11
F75*	200	4-3	1/2"	25	1.52	.82	.55	1.11
F10261	100	4-3	#10	20	1.37	.55	.30	1.07
F10711	100	4-3	1/4"	20	1.37	.55	.30	1.07
F10721	100	4-3	5/16"	20	1.42	.62	.34	1.08
F10731	100	4-3	3/8"	20	1.42	.62	.34	1.08
F975*	200	4-3	1/2"	20	1.49	.83	.45	1.10

Installing tools: ERG-2005 (D Series only), WT115A D, E, F and G, TBM6/TBM6S, WT3185
 Installing dies: 11802 INDENTOR (D-E-F-G), D-11803-NEST, E-11805-NEST, F-11806-NEST (all ordered separately)
 * Not available on Mylar Tape.





These non-insulated ring terminals are made of electrolytic copper for high conductivity. They can be installed with crimping tools having a single indenter or double indenter (re commended for solid wire). Serrated barrel increases grip on wire. Wire range identification is stamped on the tongue of each terminal.

Stock Thickness:

G & H = .05

J & K = .06

L & M = .07

Non-Insulated Ring

Cat. No.	Pkg. Qty.	Wire Range	Bolt Hole	Wt./Lbs. Per 1000	Dimensions			
					A	B	C	M
G2-14	10	2-1	1/4"	50	1.59	.69	.40	1.26
G2-516	10	2-1	5/16"	50	1.59	.69	.40	1.26
G2-38	10	2-1	3/8"	50	1.59	.69	.40	1.26
G2-12	10	2-1	1/2"	50	1.79	.80	.49	1.36
H10-14	10	1/0	1/4"	50	1.65	.77	.43	1.32
J20-38	10	2/0	3/8"	70	1.84	.83	.46	1.46
K30-38	5	3/0	3/8"	82	2.08	.93	.54	1.69
L40-38	5	4/0	3/8"	100	2.25	1.04	.57	1.77
M250-38	5	250MCM	3/8"	135	2.40	1.12	.65	1.91
G926	100	1-2	#10	40	1.59	.69	.40	1.26
G971	100	1-2	1/4"	40	1.59	.69	.40	1.26
G972	100	1-2	5/16"	40	1.59	.69	.40	1.26
G973	100	1-2	3/8"	40	1.59	.69	.40	1.26
G975	100	1-2	1/2"	40	1.79	.80	.49	1.36
H971	100	1AN-1/0	1/4"	50	1.65	.77	.43	1.32
H972	100	1AN-1/0	5/16"	50	1.65	.77	.43	1.32
H973	100	1AN-1/0	3/8"	50	1.65	.77	.43	1.32
H975	100	1AN-1/0	1/2"	50	1.85	.77	.54	1.41
J971	100	1/0AN-2/0	1/4"	60	1.94	.84	.48	1.53
J972	100	1/0AN-2/0	5/16"	60	1.94	.84	.48	1.53
J973	100	1/0AN-2/0	3/8"	60	1.99	.84	.53	1.58
J974	100	1/0AN-2/0	7/16"	60	1.99	.89	.51	1.56
J975	100	1/0AN-2/0	1/2"	60	1.99	.89	.51	1.56
K971	100	2/0AN-3/0	1/4"	76	2.08	.93	.54	1.69
K972	100	2/0AN-3/0	5/16"	76	2.08	.93	.54	1.69
K973	100	2/0AN-3/0	3/8"	76	2.08	.93	.54	1.69
K974	100	2/0AN-3/0	7/16"	76	2.08	.93	.54	1.70
K975	100	2/0AN-3/0	1/2"	76	2.08	.93	.54	1.70
L973	100	3/0AN-4/0	3/8"	92	2.25	1.04	.57	1.77
L974	100	3/0AN-4/0	7/16"	92	2.25	1.04	.57	1.77
L975	100	3/0AN-4/0	1/2"	92	2.25	1.04	.57	1.77
M972	100	4/0AN-250MCM	5/16"	112	2.28	1.12	.62	1.90
M973	100	4/0AN-250MCM	3/8"	112	2.40	1.12	.65	1.91
M974	100	4/0AN-250MCM	7/16"	112	2.40	1.12	.65	1.91
M975	100	4/0AN-250MCM	1/2"	112	2.40	1.12	.65	1.91

AN – Aircraft Wire

Installing tools: TBM6/TBM6S, WT3185 (G, H, J Series only)

Note: Not available on Mylar Tape.

