

Coaxial

N-Type Fixed Attenuator

50Ω 1W 15 dB DC to 6000 MHz

UNAT-15+



Maximum Ratings

Operating Temperature -45°C to 100°C

Storage Temperature -55°C to 100°C

Permanent damage may occur if any of these limits are exceeded.

Features

- wideband coverage, DC to 6000 MHz
- 1 watt rating
- rugged unibody construction
- off-the-shelf availability
- very low cost

Applications

- impedance matching
- signal level adjustment

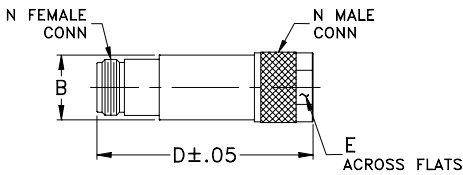
CASE STYLE: FF779

Connectors	Model	Price	Qty.
N-Type	UNAT-15+	\$17.95 ea.	(1-9)

+RoHS Compliant

The +Suffix identifies RoHS Compliance. See our web site for RoHS Compliance methodologies and qualifications

Outline Drawing



Electrical Specifications

FREQ. RANGE (MHz)	ATTENUATION * (dB)					VSWR (:1)					MAX. INPUT POWER (W)	
	Flatness **					DC-3 GHz			3-4.5 GHz			4.5-6 GHz
	Nom.	Typ.	Typ.	Typ.	Typ.	Typ.	Max.	Typ.	Max.	Typ.		
DC-6000	15±0.3	0.20	0.35	0.20	0.60	1.15	1.43	1.20	1.80	1.70	1.0	

* Attenuation varies by 0.3 dB max. over temperature.

** Flatness= variation over band divided by 2.

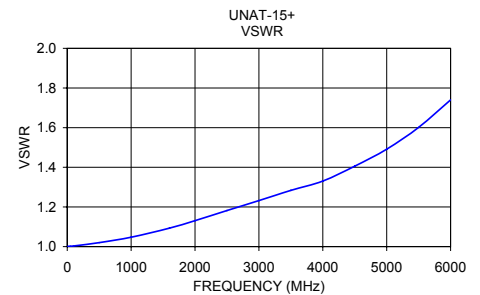
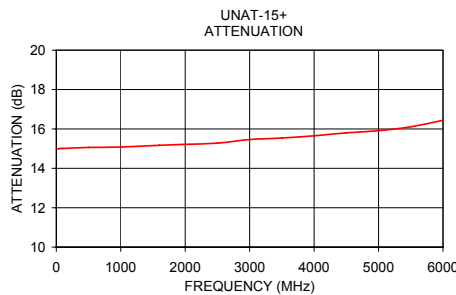
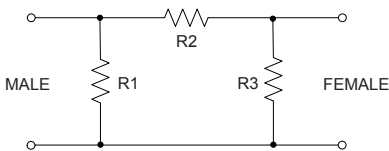
Outline Dimensions (inch/mm)

B	D	E	wt
.68	2.11	.718	grams
17.27	53.59	18.24	72.5

Typical Performance Data

Frequency (MHz)	Attenuation (dB)	VSWR (:1)
10	14.97	1.00
50	15.01	1.00
100	15.01	1.00
500	15.06	1.02
1000	15.08	1.05
1600	15.17	1.09
2000	15.22	1.13
2500	15.28	1.18
3000	15.46	1.23
3500	15.54	1.28
4000	15.65	1.33
4500	15.80	1.41
5000	15.91	1.49
5500	16.11	1.60
6000	16.44	1.74

Electrical Schematic



Notes

- Performance and quality attributes and conditions not expressly stated in this specification document are intended to be excluded and do not form a part of this specification document.
- Electrical specifications and performance data contained in this specification document are based on Mini-Circuit's applicable established test performance criteria and measurement instructions.
- The parts covered by this specification document are subject to Mini-Circuits standard limited warranty and terms and conditions (collectively, "Standard Terms"); Purchasers of this part are entitled to the rights and benefits contained therein. For a full statement of the Standard Terms and the exclusive rights and remedies thereunder, please visit Mini-Circuits' website at www.minicircuits.com/MCLStore/terms.jsp

