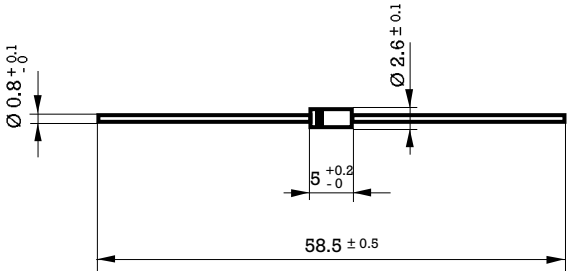



1 Amp. Glass Passivated Ultrafast Recovery Rectifier

<p>Dimensions in mm.</p>  <p>DO-41 (Plastic)</p> <p>Mounting instructions</p> <ol style="list-style-type: none"> 1. Min. distance from body to soldering point, 4 mm. 2. Max. solder temperature, 350 °C. 3. Max. soldering time, 3.5 sec. 4. Do not bend lead at a point closer than 2 mm. to the body. 	<p>Voltage 50 to 1000 V.</p> <p>Current 1 A at 55 °C.</p> 
	<ul style="list-style-type: none"> • Glass Passivated Junction • High current capability • The plastic material carries U/L recognition 94 V-0 • Terminals: Axial Leads • Polarity: Color band denotes cathode

Maximum Ratings, according to IEC publication No. 134

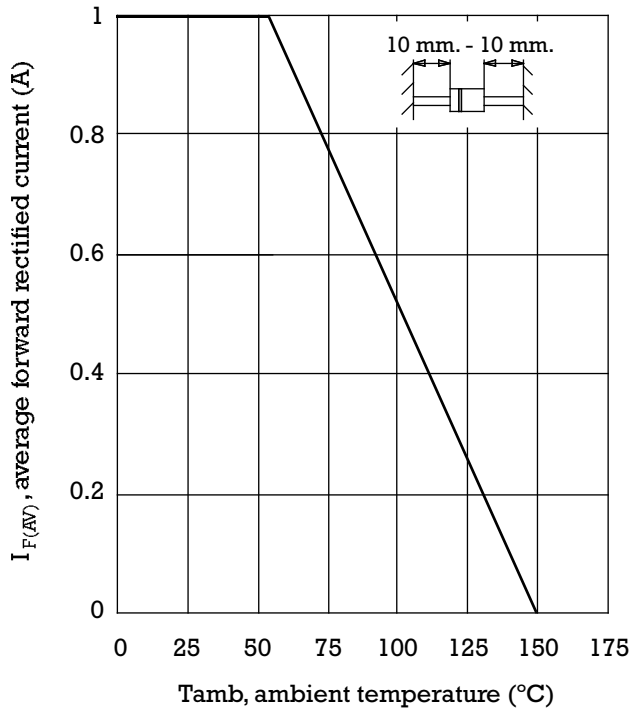
		FUF4001	FUF4002	FUF4003	FUF4004	FUF4005	FUF4006	FUF4007
V_{RRM}	Peak Recurrent reverse voltage (V)	50	100	200	400	600	800	1000
V_{RMS}	Maximum RMS voltage	35	70	140	280	420	560	700
V_{DC}	Maximum DC blocking voltage	50	100	200	400	600	800	1000
$I_{F(AV)}$	Forward current at $T_{amb} = 55\text{ °C}$	1 A						
I_{FRM}	Recurrent peak forward surge current	10 A						
I_{FSM}	8.3 ms. peak forward surge current (Jedec Method)	30 A						
t_{rr}	Max. reverse recovery time from $I_F = 0.5\text{ A}$; $I_R = 1\text{ A}$; $I_{RR} = 0.25\text{ A}$	50 ns				75 ns		
C_j	Typical Junction Capacitance at 1 MHz and reverse voltage of $4V_{DC}$	15 pF						
T_j	Operating temperature range	- 65 to + 150 °C						
T_{stg}	Storage temperature range	- 65 to + 150 °C						
E_{RSM}	Maximum non repetitive peak reverse avalanche energy. $I_R = 0.5\text{ A}$; $T_j = 25\text{ °C}$	20 mJ						

Electrical Characteristics at $T_{amb} = 25\text{ °C}$

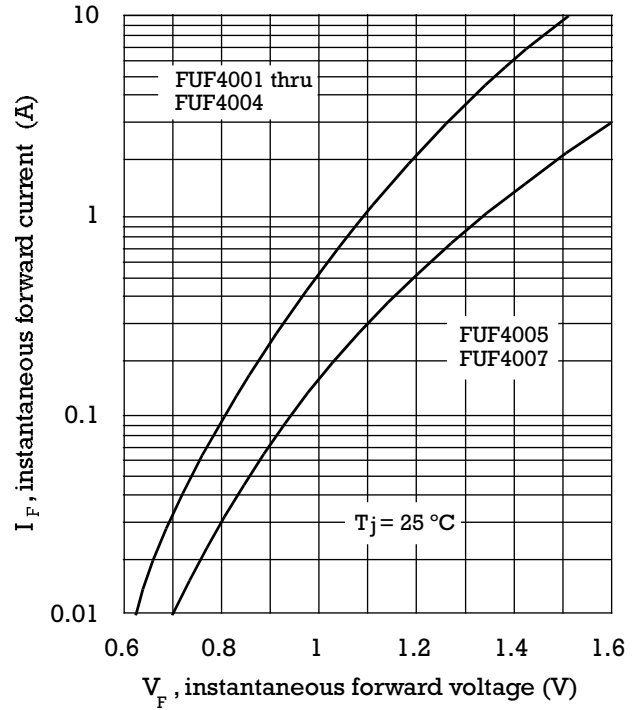
V_F	Max. forward voltage drop at $I_F = 1\text{ A}$	1.3 V	1.7 V
I_R	Max. reverse current at V_{RRM} at 25 °C	5 $\mu\text{ A}$	
R_{thj-a}	Max. thermal resistance ($l = 10\text{ mm.}$)	50 °C/W	

Rating And Characteristic Curves

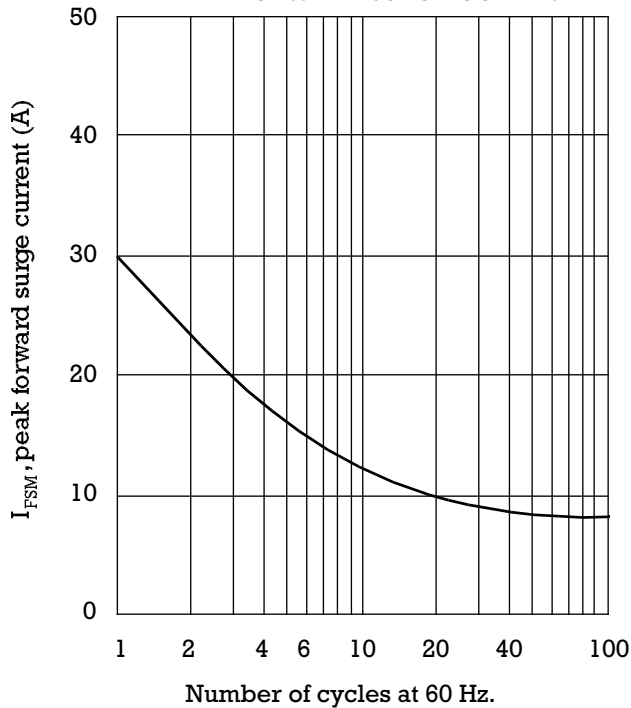
FORWARD CURRENT DERATING CURVE



TYPICAL FORWARD CHARACTERISTIC



MAXIMUM NON REPETITIVE
PEAK FORWARD SURGE CURRENT



TYPICAL JUNCTION CAPACITANCE

