

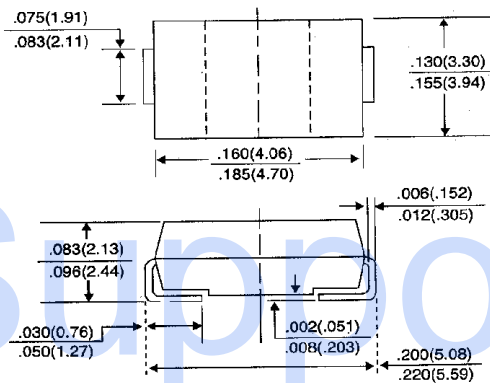
P6SMBJ SERIES

SURFACE MOUNT TRANSIENT VOLTAGE SUPPRESSOR
VOLTAGE – 5.0-170 Volts Peak Pulse Power-600 Watts

FEATURES

- For surface mounted applications in order to optimize board space
- Low profile package
- Built-in strain relief
- Glass passivated junction
- Low inductance
- Excellent clamping capability
- Repetition Rate (duty cycle): 0.01%
- Fast response time: typically less than 1.0ps from 0 volts to BV for unidirectional types
- Typical I_b less than $1\mu A$ above 10V
- High temperature soldering: $260^\circ C/10$ seconds at terminals
- Plastic package has Underwriters Laboratory Flammability Classification 94V-0

SMB/DO-214AA



Dimensions in inches and (millimeters)

MECHANICAL DATA

Case: JEDEC DO-214AA. Molded plastic over passivated junction

Terminals: Solder plated, solderable per MIL-STD-750, Method 2026

Polarity: Color band denotes positive end (cathode) except Bidirectional

Standard Packaging: 12mm tape (EIA-481)

Weight: 0.003 ounces, 0.093 gram

MAXIMUM RATINGS AND ELECTRICAL CHARACTERISTICS

Ratings at $25^\circ C$ ambient temperature unless otherwise specified.

| | SYMBOLS | VALUE | UNITS |
|--|----------------|-------------|------------|
| Peak Pulse Power Dissipation on 10/1000 μs waveform (Notes 1, 2, Fig. 1) | P_{PPM} | Minimum 600 | Watts |
| Peak Pulse Current on 10/1000 μs waveform (Note 1, Fig. 3) | I_{PPM} | See Table 1 | Amps |
| Peak forward Surge Current 8.3ms single half sine-wave superimposed on rated load (JEDEC Method) (Notes 2,3) | I_{FSM} | 100.0 | Amps |
| Operating Junction and Storage Temperature Range | T_J, T_{STG} | -55 to +150 | $^\circ C$ |

NOTES:

1. Non-repetitive current pulse, per Fig.3 and derated above $T_A = 25^\circ C$ per Fig. 2.
2. Mounted on 5.0mm² (.013mm thick) land areas.
3. Measured on 8.3ms, single half sine-wave or equivalent square wave, duty cycle = 4 pulses per minute maximum.

RATING AND CHARACTERISTIC CURVES P6SMBJ SERIES

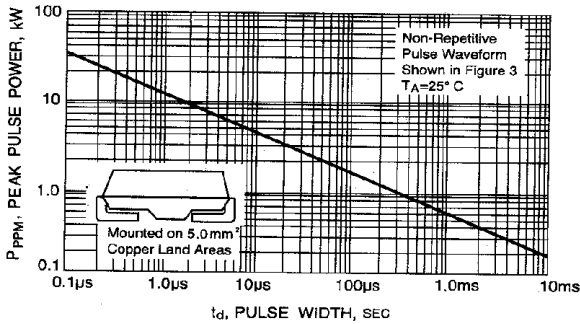


FIG.1-PEAK PULSE POWER RATING CURVE

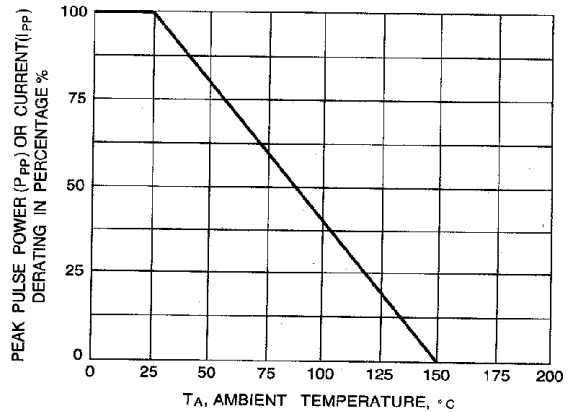


FIG.2-PULSE RATING CURVE

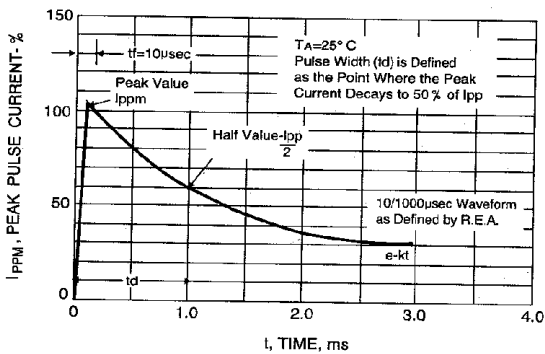


FIG.3-PULSE WAVEFORM

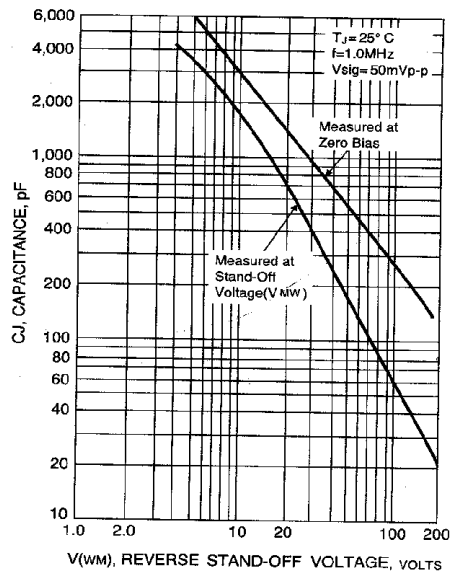


FIG.4-TYPICAL JUNCTION CAPACITANCE

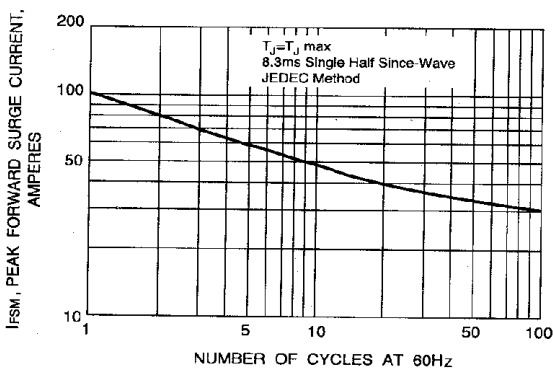


FIG.5-MAXIMUM NON-REPETITIVE PEAK FORWARD SURGE CURRENT



UNI-DIRECTIONAL 600 Watt Surface Mount TVS

| UNI-DIRECTIONAL PART NUMBER | DEVICE MARKING CODE | REVERSE STAND-OFF VOLTAGE VRWM (V) | BREAKDOWN VOLTAGE VBR (V) MIN. @ IT | BREAKDOWN VOLTAGE VBR (V) MAX. @ IT | TEST CURRENT IT (mA) | MAXIMUM CLAMPING VOLTAGE @Ipp Vc (V) | PEAK PULSE CURRENT Ipp (A) | REVERSE LEAKAGE @VRWM IR (uA) |
|-----------------------------|---------------------|------------------------------------|-------------------------------------|-------------------------------------|----------------------|--------------------------------------|----------------------------|-------------------------------|
| P6SMBJ5.0 | KD | 5.0 | 6.40 | 7.55 | 10 | 9.6 | 62.5 | 800 |
| P6SMBJ5.0A | KE | 5.0 | 6.40 | 7.25 | 10 | 9.2 | 65.2 | 800 |
| P6SMBJ6.0 | KF | 6.0 | 6.67 | 8.45 | 10 | 11.4 | 52.6 | 800 |
| P6SMBJ6.0A | KG | 6.0 | 6.67 | 7.67 | 10 | 10.3 | 58.3 | 800 |
| P6SMBJ6.5 | KH | 6.5 | 7.22 | 9.14 | 10 | 12.3 | 48.7 | 500 |
| P6SMBJ6.5A | KK | 6.5 | 7.22 | 8.30 | 10 | 11.2 | 53.6 | 500 |
| P6SMBJ7.0 | KL | 7.0 | 7.78 | 9.86 | 10 | 13.3 | 45.1 | 200 |
| P6SMBJ7.0A | KM | 7.0 | 7.78 | 8.95 | 10 | 12.0 | 50.0 | 200 |
| P6SMBJ7.5 | KN | 7.5 | 8.33 | 10.67 | 1 | 14.3 | 42.0 | 100 |
| P6SMBJ7.5A | KP | 7.5 | 8.33 | 9.58 | 1 | 12.9 | 46.5 | 100 |
| P6SMBJ8.0 | KQ | 8.0 | 8.89 | 11.30 | 1 | 15.0 | 40.0 | 50 |
| P6SMBJ8.0A | KR | 8.0 | 8.89 | 10.23 | 1 | 13.6 | 44.1 | 50 |
| P6SMBJ8.5 | KS | 8.5 | 9.44 | 11.92 | 1 | 15.9 | 37.7 | 10 |
| P6SMBJ8.5A | KT | 8.5 | 9.44 | 10.82 | 1 | 14.4 | 41.7 | 10 |
| P6SMBJ9.0 | KU | 9.0 | 10.00 | 12.60 | 1 | 16.9 | 35.5 | 5 |
| P6SMBJ9.0A | KV | 9.0 | 10.00 | 11.50 | 1 | 15.4 | 39.0 | 5 |
| P6SMBJ10 | KW | 10.0 | 11.10 | 14.10 | 1 | 18.8 | 31.9 | 5 |
| P6SMBJ10A | KX | 10.0 | 11.10 | 12.80 | 1 | 17.0 | 35.3 | 5 |
| P6SMBJ11 | KY | 11.0 | 12.20 | 15.40 | 1 | 20.1 | 29.9 | 5 |
| P6SMBJ11A | KZ | 11.0 | 12.20 | 14.00 | 1 | 18.2 | 33.0 | 5 |
| P6SMBJ12 | LD | 12.0 | 13.30 | 16.90 | 1 | 22.0 | 27.3 | 5 |
| P6SMBJ12A | LE | 12.0 | 13.30 | 15.30 | 1 | 19.9 | 30.2 | 5 |
| P6SMBJ13 | LF | 13.0 | 14.40 | 18.20 | 1 | 23.8 | 25.2 | 5 |
| P6SMBJ13A | LG | 13.0 | 14.40 | 16.50 | 1 | 21.5 | 27.9 | 5 |
| P6SMBJ14 | LH | 14.0 | 15.60 | 19.80 | 1 | 25.8 | 23.3 | 5 |
| P6SMBJ14A | LK | 14.0 | 15.60 | 17.90 | 1 | 23.2 | 25.8 | 5 |
| P6SMBJ15 | LL | 15.0 | 16.70 | 21.10 | 1 | 28.9 | 22.3 | 5 |
| P6SMBJ15A | LM | 15.0 | 16.70 | 19.20 | 1 | 24.4 | 24.0 | 5 |
| P6SMBJ16 | LN | 16.0 | 17.80 | 22.60 | 1 | 28.8 | 20.8 | 5 |
| P6SMBJ16A | LP | 16.0 | 17.80 | 20.50 | 1 | 26.0 | 23.1 | 5 |
| P6SMBJ17 | LQ | 17.0 | 18.90 | 23.90 | 1 | 30.5 | 19.7 | 5 |
| P6SMBJ17A | LQ | 17.0 | 18.90 | 21.70 | 1 | 27.6 | 21.7 | 5 |
| P6SMBJ18 | LS | 18.0 | 20.00 | 25.30 | 1 | 32.2 | 18.6 | 5 |
| P6SMBJ18A | LT | 18.0 | 20.00 | 23.30 | 1 | 29.2 | 20.5 | 5 |
| P6SMBJ20 | LU | 20.0 | 22.20 | 28.10 | 1 | 35.8 | 16.7 | 5 |
| P6SMBJ20A | LV | 20.0 | 22.20 | 25.50 | 1 | 32.4 | 18.5 | 5 |
| P6SMBJ22 | LW | 22.0 | 24.40 | 30.90 | 1 | 39.4 | 15.2 | 5 |
| P6SMBJ22A | LX | 22.0 | 24.40 | 28.00 | 1 | 35.5 | 16.9 | 5 |
| P6SMBJ24 | LY | 24.0 | 26.70 | 33.90 | 1 | 43.0 | 14.0 | 5 |
| P6SMBJ24A | LZ | 24.0 | 26.70 | 30.70 | 1 | 38.9 | 15.4 | 5 |
| P6SMBJ26 | MD | 26.0 | 28.90 | 36.60 | 1 | 46.6 | 12.4 | 5 |
| P6SMBJ26A | ME | 26.0 | 28.90 | 33.20 | 1 | 42.1 | 14.2 | 5 |
| P6SMBJ28 | MF | 28.0 | 31.10 | 39.40 | 1 | 50.0 | 12.0 | 5 |
| P6SMBJ28A | MG | 28.0 | 31.10 | 35.80 | 1 | 45.4 | 13.2 | 5 |
| P6SMBJ30 | MH | 30.0 | 33.30 | 42.20 | 1 | 53.5 | 11.2 | 5 |
| P6SMBJ30A | MK | 30.0 | 33.30 | 38.30 | 1 | 48.4 | 12.4 | 5 |
| P6SMBJ33 | ML | 33.0 | 36.70 | 46.50 | 1 | 59.0 | 10.2 | 5 |
| P6SMBJ33A | MM | 33.0 | 36.70 | 42.20 | 1 | 53.3 | 11.3 | 5 |
| P6SMBJ36 | MN | 36.0 | 40.00 | 50.70 | 1 | 64.3 | 9.3 | 5 |
| P6SMBJ36A | MP | 36.0 | 40.00 | 46.00 | 1 | 58.1 | 10.3 | 5 |
| P6SMBJ40 | MQ | 40.0 | 44.40 | 56.30 | 1 | 71.4 | 8.4 | 5 |
| P6SMBJ40A | MR | 40.0 | 44.40 | 51.10 | 1 | 64.5 | 9.3 | 5 |
| P6SMBJ43 | MS | 43.0 | 47.80 | 60.50 | 1 | 76.7 | 7.8 | 5 |
| P6SMBJ43A | MT | 43.0 | 47.80 | 54.90 | 1 | 69.4 | 8.6 | 5 |
| P6SMBJ45 | MU | 45.0 | 50.00 | 63.30 | 1 | 80.3 | 7.5 | 5 |
| P6SMBJ45A | MV | 45.0 | 50.00 | 57.50 | 1 | 72.7 | 8.3 | 5 |
| P6SMBJ48 | MW | 48.0 | 53.30 | 67.50 | 1 | 85.5 | 7.0 | 5 |
| P6SMBJ48A | MX | 48.0 | 53.30 | 61.30 | 1 | 77.4 | 7.7 | 5 |
| P6SMBJ51 | MY | 51.0 | 56.70 | 71.80 | 1 | 91.1 | 6.6 | 5 |
| P6SMBJ51A | MZ | 51.0 | 56.70 | 65.20 | 1 | 82.4 | 7.3 | 5 |
| P6SMBJ54 | ND | 54.0 | 60.00 | 76.00 | 1 | 96.3 | 6.2 | 5 |
| P6SMBJ54A | NE | 54.0 | 60.00 | 69.00 | 1 | 87.1 | 6.9 | 5 |
| P6SMBJ58 | NF | 58.0 | 64.40 | 81.60 | 1 | 103.0 | 5.8 | 5 |
| P6SMBJ58A | NG | 58.0 | 64.40 | 74.10 | 1 | 93.6 | 6.4 | 5 |
| P6SMBJ60 | NH | 60.0 | 66.70 | 84.50 | 1 | 107.0 | 5.6 | 5 |
| P6SMBJ60A | NK | 60.0 | 66.70 | 78.70 | 1 | 96.8 | 6.2 | 5 |
| P6SMBJ64 | NL | 64.0 | 71.10 | 90.10 | 1 | 114.0 | 5.3 | 5 |
| P6SMBJ64A | NM | 64.0 | 71.10 | 81.80 | 1 | 103.0 | 5.8 | 5 |
| P6SMBJ70 | NN | 70.0 | 77.80 | 98.80 | 1 | 125.0 | 4.8 | 5 |
| P6SMBJ70A | NP | 70.0 | 77.80 | 89.50 | 1 | 113.0 | 5.3 | 5 |
| P6SMBJ75 | NQ | 75.0 | 83.30 | 105.70 | 1 | 134.0 | 4.5 | 5 |
| P6SMBJ75A | NR | 75.0 | 83.30 | 95.80 | 1 | 121.0 | 4.9 | 5 |
| P6SMBJ78 | NS | 78.0 | 86.70 | 109.80 | 1 | 139.0 | 4.3 | 5 |
| P6SMBJ78A | NT | 78.0 | 86.70 | 99.70 | 1 | 126.0 | 4.7 | 5 |
| P6SMBJ85 | NU | 85.0 | 94.40 | 119.20 | 1 | 151.0 | 3.9 | 5 |
| P6SMBJ85A | NV | 85.0 | 94.40 | 108.20 | 1 | 137.0 | 4.4 | 5 |
| P6SMBJ90 | NW | 90.0 | 100.00 | 126.50 | 1 | 160.0 | 3.8 | 5 |
| P6SMBJ90A | NX | 90.0 | 100.00 | 115.50 | 1 | 146.0 | 4.1 | 5 |
| P6SMBJ100 | NY | 100.0 | 111.00 | 141.00 | 1 | 179.0 | 3.4 | 5 |
| P6SMBJ100A | NZ | 100.0 | 111.00 | 128.00 | 1 | 162.0 | 3.7 | 5 |
| P6SMBJ110 | PD | 110.0 | 122.00 | 154.50 | 1 | 196.0 | 3.0 | 5 |
| P6SMBJ110A | PE | 110.0 | 122.00 | 140.50 | 1 | 177.0 | 3.4 | 5 |
| P6SMBJ120 | PF | 120.0 | 133.00 | 169.00 | 1 | 214.0 | 2.8 | 5 |
| P6SMBJ120A | PG | 120.0 | 133.00 | 153.00 | 1 | 193.0 | 3.1 | 5 |
| P6SMBJ130 | PH | 130.0 | 144.00 | 182.50 | 1 | 231.0 | 2.6 | 5 |
| P6SMBJ130A | PK | 130.0 | 144.00 | 165.50 | 1 | 209.0 | 2.9 | 5 |
| P6SMBJ150 | PL | 150.0 | 167.00 | 211.50 | 1 | 268.0 | 2.2 | 5 |
| P6SMBJ150A | PM | 150.0 | 167.00 | 192.50 | 1 | 243.0 | 2.5 | 5 |
| P6SMBJ160 | PN | 160.0 | 178.00 | 226.00 | 1 | 287.0 | 2.1 | 5 |
| P6SMBJ160A | PP | 160.0 | 178.00 | 205.00 | 1 | 259.0 | 2.3 | 5 |
| P6SMBJ170 | PQ | 170.0 | 189.00 | 239.50 | 1 | 304.0 | 2.0 | 5 |
| P6SMBJ170A | PR | 170.0 | 189.00 | 217.50 | 1 | 275.0 | 2.2 | 5 |



BI-DIRECTIONAL 600 Watt Surface Mount TVS

| BI-DIRECTIONAL PART NUMBER | DEVICE MARKING CODE | REVERSE STAND-OFF VOLTAGE VRWM (V) | BREAKDOWN VOLTAGE VBR (V) MIN. @ IT | BREAKDOWN VOLTAGE VBR (V) MAX. @ IT | TEST CURRENT IT (mA) | MAXIMUM CLAMPING VOLTAGE @1pp Vc (V) | PEAK PULSE CURRENT lpp (A) | REVERSE LEAKAGE @VRWM IR (uA) |
|----------------------------|---------------------|------------------------------------|-------------------------------------|-------------------------------------|----------------------|--------------------------------------|----------------------------|-------------------------------|
| P6SMBJ5.0C | AD | 5.0 | 6.40 | 7.55 | 10 | 9.6 | 62.5 | 1600 |
| P6SMBJ5.0CA | AE | 5.0 | 6.40 | 7.25 | 10 | 9.2 | 65.2 | 1600 |
| P6SMBJ6.0C | AF | 6.0 | 6.67 | 8.45 | 10 | 11.4 | 52.6 | 1600 |
| P6SMBJ6.0CA | AG | 6.0 | 6.67 | 7.67 | 10 | 10.3 | 55.3 | 1600 |
| P6SMBJ6.5C | AH | 6.5 | 7.22 | 9.14 | 10 | 12.3 | 48.7 | 1000 |
| P6SMBJ6.5CA | AK | 6.5 | 7.22 | 8.30 | 10 | 11.2 | 53.6 | 1000 |
| P6SMBJ7.0C | AL | 7.0 | 7.78 | 9.86 | 10 | 13.3 | 45.1 | 400 |
| P6SMBJ7.0CA | AM | 7.0 | 7.78 | 8.95 | 10 | 12.0 | 50.0 | 400 |
| P6SMBJ7.5C | AN | 7.5 | 8.33 | 10.67 | 1 | 14.3 | 42.0 | 200 |
| P6SMBJ7.5CA | AP | 7.5 | 8.33 | 9.58 | 1 | 12.9 | 46.5 | 200 |
| P6SMBJ8.0C | AQ | 8.0 | 8.89 | 11.30 | 1 | 15.0 | 40.0 | 100 |
| P6SMBJ8.0CA | AR | 8.0 | 8.89 | 10.23 | 1 | 13.6 | 44.1 | 100 |
| P6SMBJ8.5C | AS | 8.5 | 9.44 | 11.92 | 1 | 15.9 | 37.7 | 20 |
| P6SMBJ8.5CA | AT | 8.5 | 9.44 | 10.82 | 1 | 14.4 | 41.7 | 20 |
| P6SMBJ9.0C | AU | 9.0 | 10.00 | 12.60 | 1 | 16.9 | 35.5 | 10 |
| P6SMBJ9.0CA | AV | 9.0 | 10.00 | 11.50 | 1 | 15.4 | 39.0 | 10 |
| P6SMBJ10C | AW | 10.0 | 11.10 | 14.10 | 1 | 18.8 | 31.9 | 5 |
| P6SMBJ10CA | AX | 10.0 | 11.10 | 12.80 | 1 | 17.0 | 35.3 | 5 |
| P6SMBJ11C | AY | 11.0 | 12.20 | 15.40 | 1 | 20.1 | 29.9 | 5 |
| P6SMBJ11CA | AZ | 11.0 | 12.20 | 14.00 | 1 | 18.2 | 33.0 | 5 |
| P6SMBJ12C | BD | 12.0 | 13.30 | 16.90 | 1 | 22.0 | 27.3 | 5 |
| P6SMBJ12CA | BE | 12.0 | 13.30 | 15.30 | 1 | 19.9 | 30.2 | 5 |
| P6SMBJ13C | BF | 13.0 | 14.40 | 18.20 | 1 | 25.8 | 25.2 | 5 |
| P6SMBJ13CA | BG | 13.0 | 14.40 | 16.50 | 1 | 21.5 | 27.9 | 5 |
| P6SMBJ14C | BH | 14.0 | 15.60 | 19.80 | 1 | 25.8 | 23.3 | 5 |
| P6SMBJ14CA | BK | 14.0 | 15.60 | 17.90 | 1 | 23.2 | 25.8 | 5 |
| P6SMBJ15C | BL | 15.0 | 16.70 | 21.10 | 1 | 26.9 | 22.3 | 5 |
| P6SMBJ15CA | BM | 15.0 | 16.70 | 19.20 | 1 | 24.4 | 24.0 | 5 |
| P6SMBJ16C | BN | 16.0 | 17.80 | 22.60 | 1 | 28.8 | 20.8 | 5 |
| P6SMBJ16CA | BP | 16.0 | 17.80 | 20.50 | 1 | 26.0 | 23.1 | 5 |
| P6SMBJ17C | BQ | 17.0 | 18.90 | 23.90 | 1 | 30.5 | 19.7 | 5 |
| P6SMBJ17CA | BR | 17.0 | 18.90 | 21.70 | 1 | 27.6 | 21.7 | 5 |
| P6SMBJ18C | BS | 18.0 | 20.00 | 25.30 | 1 | 32.2 | 18.6 | 5 |
| P6SMBJ18CA | BT | 18.0 | 20.00 | 23.30 | 1 | 29.2 | 20.5 | 5 |
| P6SMBJ20C | BU | 20.0 | 22.20 | 28.10 | 1 | 35.8 | 16.7 | 5 |
| P6SMBJ20CA | BV | 20.0 | 22.20 | 25.50 | 1 | 32.4 | 18.5 | 5 |
| P6SMBJ22C | BW | 22.0 | 24.40 | 30.90 | 1 | 39.4 | 15.2 | 5 |
| P6SMBJ22CA | BX | 22.0 | 24.40 | 28.00 | 1 | 35.5 | 16.9 | 5 |
| P6SMBJ24C | BY | 24.0 | 26.70 | 33.80 | 1 | 43.0 | 14.0 | 5 |
| P6SMBJ24CA | BZ | 24.0 | 26.70 | 30.70 | 1 | 38.9 | 15.4 | 5 |
| P6SMBJ26C | CD | 26.0 | 28.90 | 36.60 | 1 | 46.6 | 12.4 | 5 |
| P6SMBJ26CA | CE | 26.0 | 28.90 | 33.20 | 1 | 42.1 | 14.2 | 5 |
| P6SMBJ28C | CF | 28.0 | 31.10 | 39.40 | 1 | 50.0 | 12.0 | 5 |
| P6SMBJ28CA | CG | 28.0 | 31.10 | 35.80 | 1 | 45.4 | 13.2 | 5 |
| P6SMBJ30C | CH | 30.0 | 33.30 | 42.20 | 1 | 53.5 | 11.2 | 5 |
| P6SMBJ30CA | CK | 30.0 | 33.30 | 38.30 | 1 | 48.4 | 12.4 | 5 |
| P6SMBJ33C | CL | 33.0 | 36.70 | 46.50 | 1 | 59.0 | 10.2 | 5 |
| P6SMBJ33CA | CM | 33.0 | 36.70 | 42.20 | 1 | 53.3 | 11.3 | 5 |
| P6SMBJ36C | CN | 36.0 | 40.00 | 50.70 | 1 | 64.3 | 9.3 | 5 |
| P6SMBJ36CA | CP | 36.0 | 40.00 | 46.00 | 1 | 58.1 | 10.3 | 5 |
| P6SMBJ40C | CQ | 40.0 | 44.40 | 56.30 | 1 | 71.4 | 8.4 | 5 |
| P6SMBJ40CA | CR | 40.0 | 44.40 | 51.10 | 1 | 64.5 | 9.3 | 5 |
| P6SMBJ43C | CS | 43.0 | 47.80 | 60.50 | 1 | 76.7 | 7.8 | 5 |
| P6SMBJ43CA | CT | 43.0 | 47.80 | 54.90 | 1 | 69.4 | 8.6 | 5 |
| P6SMBJ45C | CU | 45.0 | 50.00 | 63.30 | 1 | 80.3 | 7.5 | 5 |
| P6SMBJ45CA | CV | 45.0 | 50.00 | 57.50 | 1 | 72.7 | 8.3 | 5 |
| P6SMBJ48C | CW | 48.0 | 53.30 | 67.50 | 1 | 85.5 | 7.0 | 5 |
| P6SMBJ48CA | CX | 48.0 | 53.30 | 61.30 | 1 | 77.4 | 7.7 | 5 |
| P6SMBJ51C | CY | 51.0 | 56.70 | 71.80 | 1 | 91.1 | 6.6 | 5 |
| P6SMBJ51CA | CZ | 51.0 | 56.70 | 65.20 | 1 | 82.4 | 7.3 | 5 |
| P6SMBJ54C | DD | 54.0 | 60.00 | 76.00 | 1 | 96.3 | 6.2 | 5 |
| P6SMBJ54CA | DE | 54.0 | 60.00 | 69.00 | 1 | 87.1 | 6.9 | 5 |
| P6SMBJ58C | DF | 58.0 | 64.40 | 81.60 | 1 | 103.0 | 5.8 | 5 |
| P6SMBJ58CA | DG | 58.0 | 64.40 | 74.10 | 1 | 93.6 | 6.4 | 5 |
| P6SMBJ60C | DH | 60.0 | 66.70 | 84.50 | 1 | 107.0 | 5.6 | 5 |
| P6SMBJ60CA | DK | 60.0 | 66.70 | 76.70 | 1 | 96.8 | 6.2 | 5 |
| P6SMBJ64C | DL | 64.0 | 71.10 | 90.10 | 1 | 114.0 | 5.3 | 5 |
| P6SMBJ64CA | DM | 64.0 | 71.10 | 81.80 | 1 | 103.0 | 5.8 | 5 |
| P6SMBJ70C | DN | 70.0 | 77.80 | 98.60 | 1 | 125.0 | 4.8 | 5 |
| P6SMBJ70CA | DP | 70.0 | 77.80 | 89.50 | 1 | 113.0 | 5.3 | 5 |
| P6SMBJ75C | DQ | 75.0 | 83.30 | 105.70 | 1 | 134.0 | 4.5 | 5 |
| P6SMBJ75CA | DR | 75.0 | 83.30 | 95.60 | 1 | 121.0 | 4.9 | 5 |
| P6SMBJ78C | DS | 78.0 | 86.70 | 109.80 | 1 | 139.0 | 4.3 | 5 |
| P6SMBJ78CA | DT | 78.0 | 86.70 | 99.70 | 1 | 126.0 | 4.7 | 5 |
| P6SMBJ85C | DU | 85.0 | 94.40 | 119.20 | 1 | 151.0 | 3.9 | 5 |
| P6SMBJ85CA | DV | 85.0 | 94.40 | 108.20 | 1 | 137.0 | 4.4 | 5 |
| P6SMBJ90C | DW | 90.0 | 100.00 | 126.50 | 1 | 160.0 | 3.8 | 5 |
| P6SMBJ90CA | DX | 90.0 | 100.00 | 115.50 | 1 | 146.0 | 4.1 | 5 |
| P6SMBJ100C | DY | 100.0 | 111.00 | 141.00 | 1 | 179.0 | 3.4 | 5 |
| P6SMBJ100CA | DZ | 100.0 | 111.00 | 128.00 | 1 | 162.0 | 3.7 | 5 |
| P6SMBJ110C | ED | 110.0 | 122.00 | 154.50 | 1 | 198.0 | 3.0 | 5 |
| P6SMBJ110CA | EE | 110.0 | 122.00 | 140.50 | 1 | 177.0 | 3.4 | 5 |
| P6SMBJ120C | EF | 120.0 | 133.00 | 169.00 | 1 | 214.0 | 2.8 | 5 |
| P6SMBJ120CA | EG | 120.0 | 133.00 | 153.00 | 1 | 193.0 | 3.1 | 5 |
| P6SMBJ130C | EH | 130.0 | 144.00 | 182.50 | 1 | 231.0 | 2.6 | 5 |
| P6SMBJ130CA | EK | 130.0 | 144.00 | 165.50 | 1 | 209.0 | 2.9 | 5 |
| P6SMBJ150C | EL | 150.0 | 167.00 | 211.50 | 1 | 268.0 | 2.2 | 5 |
| P6SMBJ150CA | EM | 150.0 | 167.00 | 192.50 | 1 | 243.0 | 2.5 | 5 |
| P6SMBJ160C | EN | 160.0 | 178.00 | 228.00 | 1 | 287.0 | 2.1 | 5 |
| P6SMBJ160CA | EP | 160.0 | 178.00 | 205.00 | 1 | 259.0 | 2.3 | 5 |
| P6SMBJ170C | EQ | 170.0 | 189.00 | 239.50 | 1 | 304.0 | 2.0 | 5 |
| P6SMBJ170CA | ER | 170.0 | 189.00 | 217.50 | 1 | 275.0 | 2.2 | 5 |