



### Features

- Multiple applications: parallel, series, dual-inductor and transformer
- Magnetically shielded, low radiation
- Inductance range: 0.47 to 4000  $\mu$ H
- Rated current up to 17.9 A
- AEC-Q200 qualified
- RoHS compliant\* and halogen free\*\*

### Applications

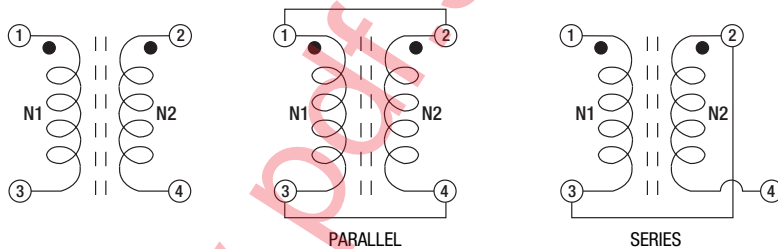
- Automotive systems:
  - Driver assistant
  - Entertainment
  - Information
  - Lighting
- DC/DC converters
- Power supplies
- SEPIC - DC/DC converters

## SRF1280A Series - Dual-Winding Shielded Power Inductors

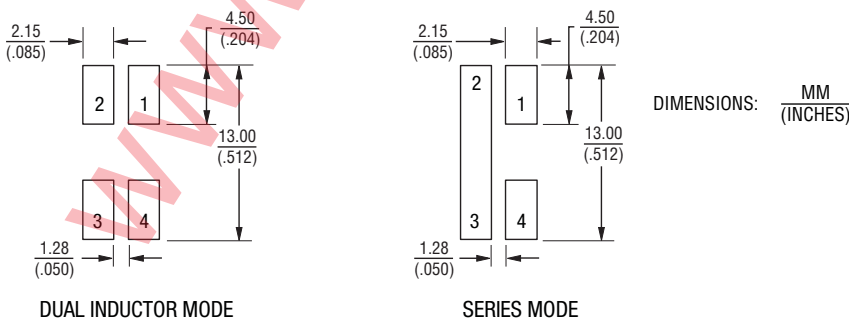
### Electrical Specifications @ 25 °C

Bourns Part No.	Parallel Rating					Series Rating				
	Inductance @ 100 KHz L ( $\mu$ H)	Tol. (%)	DCR ( $\Omega$ ) Max.	Irms (A)	Isat (A)	Inductance @ 100 KHz L ( $\mu$ H)	Tol. (%)	DCR ( $\Omega$ ) Max.	Irms (A)	Isat (A)
SRF1280A-R47Y	0.47	$\pm 30$	0.0055	17.9	56	1.88	$\pm 30$	0.0216	8.94	28
SRF1280A-1R0Y	1.0	$\pm 30$	0.0067	15.5	40	4	$\pm 30$	0.026	7.74	20
SRF1280A-1R5Y	1.5	$\pm 30$	0.0076	13.5	31.1	6	$\pm 30$	0.0306	6.77	15.6
SRF1280A-2R2Y	2.2	$\pm 30$	0.0092	12.5	25.5	8.8	$\pm 30$	0.0338	6.23	12.7
SRF1280A-3R3Y	3.3	$\pm 30$	0.011	10.4	21.5	13.2	$\pm 30$	0.04	5.23	10.8
SRF1280A-4R7Y	4.7	$\pm 30$	0.0135	8.25	16.5	18.8	$\pm 30$	0.05	4.13	8.24
SRF1280A-6R8Y	6.8	$\pm 30$	0.0183	7.34	13.3	27.2	$\pm 30$	0.0656	3.67	6.67
SRF1280A-8R2Y	8.2	$\pm 30$	0.0191	6.32	12.2	32.8	$\pm 30$	0.0714	3.16	6.09
SRF1280A-100M	10	$\pm 20$	0.0241	6.04	11.2	40	$\pm 20$	0.0921	3.02	5.6
SRF1280A-150M	15	$\pm 20$	0.0333	5.03	9.66	60	$\pm 20$	0.129	2.51	4.83
SRF1280A-220M	22	$\pm 20$	0.0503	4	7.57	88	$\pm 20$	0.192	2	3.78
SRF1280A-330M	33	$\pm 20$	0.0664	3.23	6.22	132	$\pm 20$	0.265	1.61	3.11
SRF1280A-470M	47	$\pm 20$	0.0898	2.95	5.28	188	$\pm 20$	0.353	1.47	2.64
SRF1280A-680M	68	$\pm 20$	0.123	2.44	4.44	272	$\pm 20$	0.469	1.22	2.22
SRF1280A-820M	82	$\pm 20$	0.153	2.09	4.06	328	$\pm 20$	0.578	1.04	2.03
SRF1280A-101M	100	$\pm 20$	0.175	1.96	3.64	400	$\pm 20$	0.701	0.98	1.82
SRF1280A-151M	150	$\pm 20$	0.261	1.59	3.01	600	$\pm 20$	1.013	0.796	1.51
SRF1280A-221M	220	$\pm 20$	0.343	1.29	2.43	880	$\pm 20$	1.38	0.645	1.22
SRF1280A-331M	330	$\pm 20$	0.54	1.04	2.01	1320	$\pm 20$	2.172	0.522	1.01
SRF1280A-471M	470	$\pm 20$	0.865	0.85	1.68	1880	$\pm 20$	3.3	0.427	0.838
SRF1280A-681M	680	$\pm 20$	1.296	0.76	1.39	2720	$\pm 20$	4.888	0.38	0.697
SRF1280A-821M	820	$\pm 20$	1.632	0.65	1.27	3280	$\pm 20$	5.896	0.325	0.633
SRF1280A-102M	1000	$\pm 20$	1.992	0.61	1.14	4000	$\pm 20$	7.202	0.307	0.571

### Electrical Schematic



### Recommended Layout



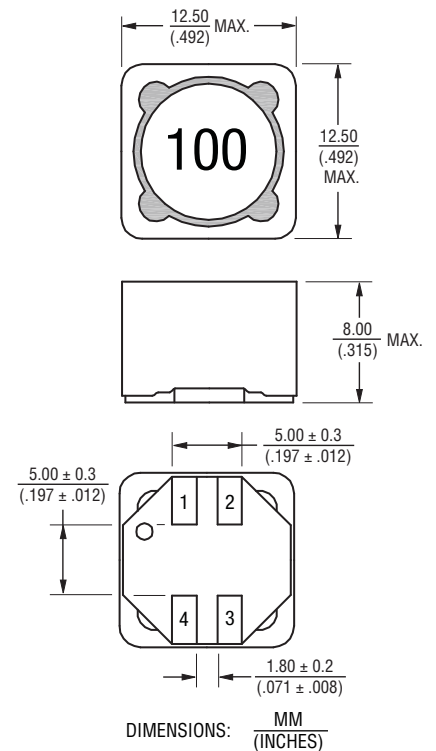
### General Specifications

Test Voltage .....0.25 V  
 Operating Temperature .....-40 °C to +125 °C  
 (Temperature rise included)  
 Storage Temperature .....-40 °C to +125 °C  
 Resistance to Solder Heat .....+245 °C for 10 sec.  
 Temperature Rise .....40 °C typ. at rated I<sub>rms</sub>  
 Inductance drop .....30 % at Isat

### Materials

Core .....Ferrite  
 Wire .....Enameled copper  
 Terminal Finish .....Sn  
 Packaging .....400 pcs. per reel

### Product Dimensions



### How to Order

SRF1280A - 100M

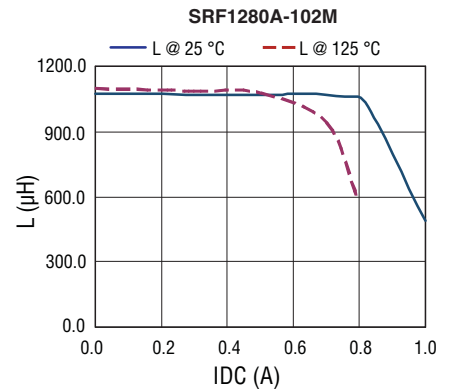
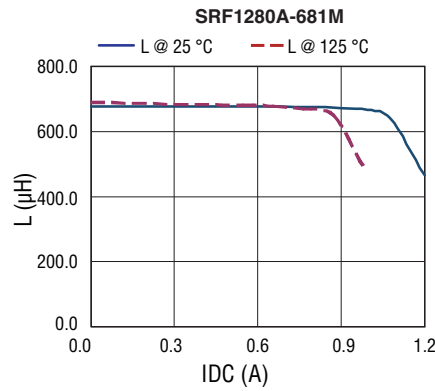
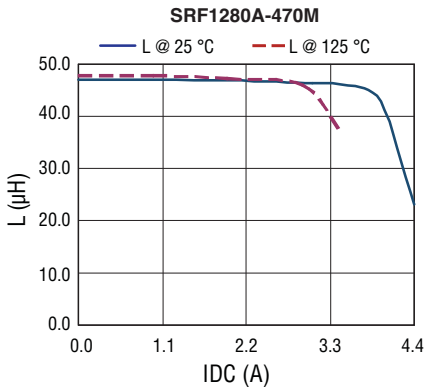
Model \_\_\_\_\_  
 Value Code (see table) \_\_\_\_\_

\* RoHS Directive 2002/95/EC Jan. 27, 2003 including annex and RoHS Recast 2011/65/EU June 8, 2011.  
 \*\* Bourns follows the prevailing definition of "halogen free" in the industry. Bourns considers a product to be "halogen free" if (a) the Bromine (Br) content is 900 ppm or less; (b) the Chlorine (Cl) content is 900 ppm or less; and (c) the total Bromine (Br) and Chlorine (Cl) content is 1500 ppm or less.  
 Specifications are subject to change without notice.  
 The device characteristics and parameters in this data sheet can and do vary in different applications and actual device performance may vary over time.  
 Users should verify actual device performance in their specific applications.

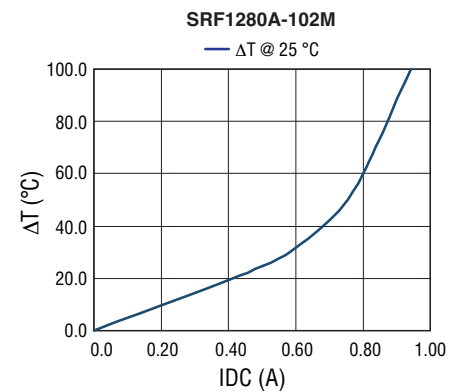
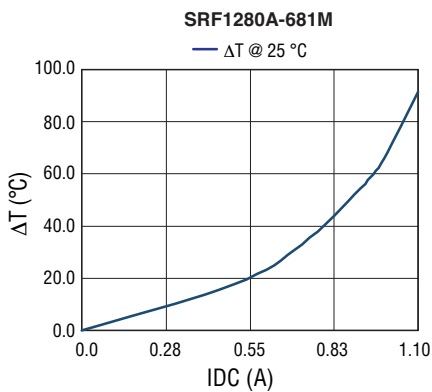
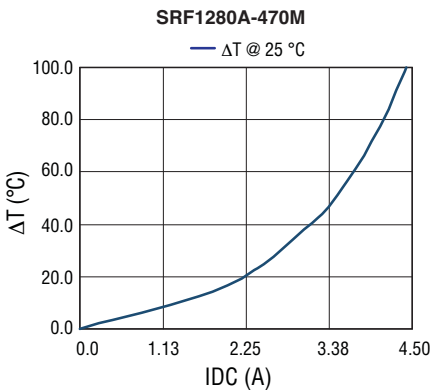
# SRF1280A Series - Dual-Winding Shielded Power Inductors



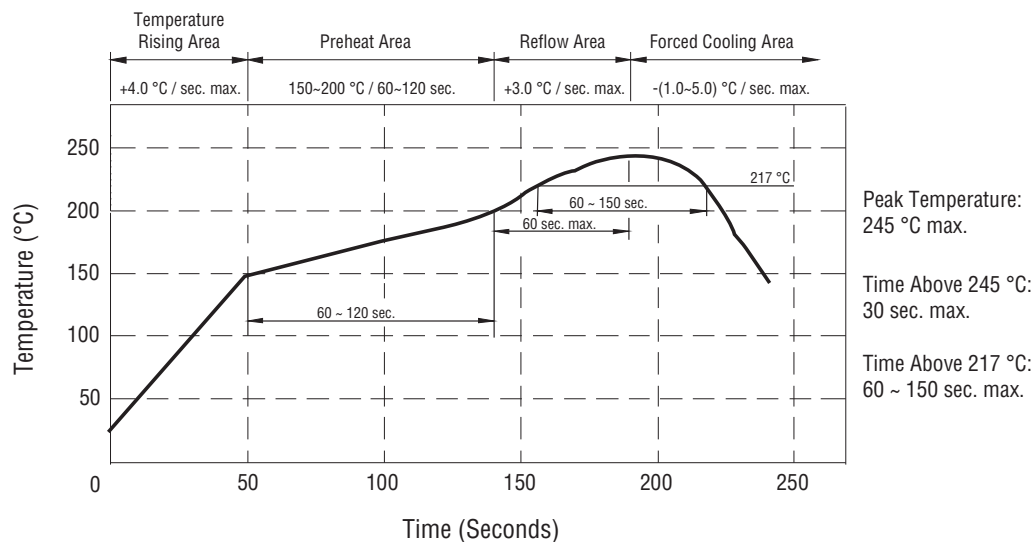
## Inductance vs. IDC



## Temperature Rise vs. IDC



## Soldering Profile

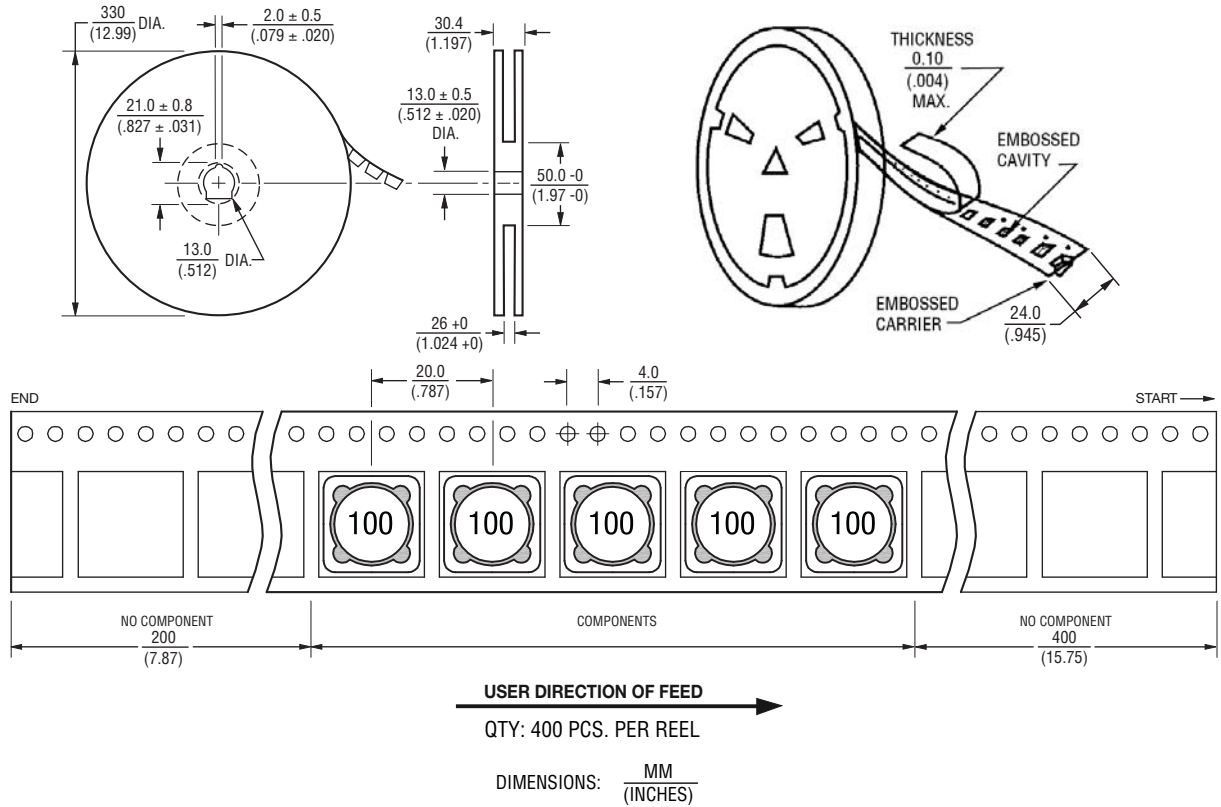


Specifications are subject to change without notice. The device characteristics and parameters in this data sheet can and do vary in different applications and actual device performance may vary over time. Users should verify actual device performance in their specific applications.

# SRF1280A Series - Dual-Winding Shielded Power Inductors

**BOURNS®**

## Packaging Specifications



**BOURNS®**

**Asia-Pacific:** Tel: +886-2 2562-4117 • Fax: +886-2 2562-4116

**EMEA:** Tel: +36 88 520 390 • Fax: +36 88 520 211

**The Americas:** Tel: +1-951 781-5500 • Fax: +1-951 781-5700

[www.bourns.com](http://www.bourns.com)

# Mouser Electronics

Authorized Distributor

Click to View Pricing, Inventory, Delivery & Lifecycle Information:

## Bourns:

[SRF1280A-821M](#) [SRF1280A-8R2Y](#) [SRF1280A-220M](#) [SRF1280A-151M](#) [SRF1280A-6R8Y](#) [SRF1280A-1R5Y](#)  
[SRF1280A-100M](#) [SRF1280A-330M](#) [SRF1280A-471M](#) [SRF1280A-1R0Y](#) [SRF1280A-221M](#) [SRF1280A-102M](#)  
[SRF1280A-331M](#) [SRF1280A-101M](#) [SRF1280A-4R7Y](#) [SRF1280A-820M](#) [SRF1280A-681M](#) [SRF1280A-680M](#)  
[SRF1280A-2R2Y](#) [SRF1280A-470M](#) [SRF1280A-3R3Y](#) [SRF1280A-R47Y](#) [SRF1280A-150M](#) [SRF1280A-652Y](#)