

**3M Halogen Free Cables — NEW —**

3M® Halogen Free Cables combine the convenience of mass termination with the advantages of halogen free material. In applications where sensitive electronic equipment is located in enclosed spaces, smoke from an electrical fire can cause problems if the cable insulation is made with compounds that contain halogen. The flame-retardant insulation in this cable series is halogen free; that is the materials contain no more halogen than that which would be found as an acknowledged trace contaminant or background level. In the event of a fire, the halogen free insulation helps to prevent the spread of fire thereby helping to protect people and equipment.

**0.050" Round Conductor Flat Cable, 28 AWG Stranded, 100' Spools**

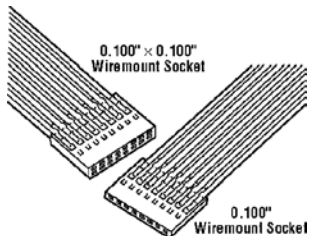
Stock No.	Mfr.'s Type	No. of Conductors	Description	PER ROLL	
				1-4	5-9
617-3112	2010/10	10	0.500"	35.77	32.33
617-3113	2010/14	14	0.700"	47.08	42.80
617-3114	2010/15	15	0.750"	50.43	45.84
617-3115	2010/16	16	0.800"	53.79	48.90
617-3116	2010/20	20	1.000"	67.26	61.14
617-3117	2010/25	25	1.250"	84.87	76.43
617-3118	2010/26	26	1.300"	87.43	79.49
617-3121	2010/34	34	1.700"	114.32	103.93
617-3122	2010/36	36	1.800"	121.05	110.05
617-3123	2010/37	37	1.850"	124.42	113.11
617-3124	2010/40	40	2.000"	134.50	122.27
617-3125	2010/50	50	2.500"	168.14	152.85
617-3126	2010/60	60	3.000"	201.76	183.41
617-3127	2010/64	64	3.200"	215.20	195.64

**0.050" Twisted Pair Flat Cable, 28 AWG Stranded, 30 Meter Spools**

617-3102	2100/10TP	10 (5 Pair)	0.500"	46.86	42.60
617-3103	2100/14TP	14 (7 Pair)	0.700"	187.39	170.36
617-3104	2100/16TP	16 (8 Pair)	0.800"	74.93	68.12
617-3105	2100/20TP	20 (10 Pair)	1.000"	93.72	85.20
617-3106	2100/26TP	26 (13 Pair)	1.300"	121.81	110.73
617-3107	2100/34TP	34 (17 Pair)	1.700"	159.32	144.84
617-3108	2100/40TP	40 (20 Pair)	2.000"	187.39	170.36
617-3109	2100/50TP	50 (25 Pair)	2.500"	234.29	212.99
617-3110	2100/60TP	60 (30 Pair)	3.000"	281.13	255.57
617-3111	2100/64TP	64 (32 Pair)	3.200"	299.88	272.82

**Wiremount Socket**

**0.100" Pitch Notched Cable or Discrete Wire**  
One row, side-to-side stackable. Mates to 3M one row pin strip headers. Twin slot IDC provides four points of contact.  
**Insulation Material:** Glass filled polyester (PBT). **Contact Material:** Copper alloy. **Current Rating:** 22-24 AWG, 2 A; 26-28 AWG, 1.5 A. **Temperature Rating:** -55°C to +105°C.



**0.100" x 0.100" Wiremount Socket**

Stock No.	Mfr.'s Type	No. of Contacts	Contact Plating	Wire Size	EACH			
					1-24	25-49	50-99	100-Up
617-1875	CHG-2020-001010-KCP	20	Gold wipe area	26 and 28 AWG	5.19	4.49	4.08	3.77
617-1877	CHG-2020-001010-KEP	20	Gold wipe area	22 and 24 AWG	5.19	4.49	4.08	3.77
617-1881	CHG-2028-001010-KCP	26	Gold wipe area	26 and 28 AWG	6.62	5.85	5.30	4.90
617-1883	CHG-2028-001010-KEP	26	Gold wipe area	22 and 24 AWG	6.62	5.85	5.30	4.90
617-1887	CHG-2030-001010-KCP	30	Gold wipe area	26 and 28 AWG	6.36	5.62	5.10	4.71
617-1889	CHG-2030-001010-KEP	30	Gold wipe area	22 and 24 AWG	6.36	5.62	5.10	4.71
617-1892	CHG-2034-001010-KCP	34	Gold wipe area	26 and 28 AWG	7.21	6.37	5.78	5.34
617-1899	CHG-2040-001010-KCP	40	Gold wipe area	26 and 28 AWG	7.64	6.75	6.12	5.65
617-1574	CHG-2050-001010-KCP	50	Gold wipe area	26 and 28 AWG	8.49	7.49	6.80	6.28
617-1575	CHG-2050-001010-KEP	50	Gold wipe area	22 and 24 AWG	8.49	7.49	6.80	6.28
617-1585	CHG-2064-001010-KEP	60	Gold wipe area	22 and 24 AWG	10.76	9.60	8.70	8.03
617-1586	CHG-2072-001010-KCP	72	Gold wipe area	26 and 28 AWG	11.34	10.11	9.18	8.47
617-1587	CHG-2072-001010-KEP	72	Gold wipe area	22 and 24 AWG	11.34	10.11	9.18	8.47

**0.100" Wiremount Socket**

617-1840	CHG-1002-001010-KCP	2	Gold wipe area	26 and 28 AWG	1.06	.90	.82	.75
617-1842	CHG-1002-001010-KEP	2	Gold wipe area	22 and 24 AWG	.92	.79	.71	.66
617-1844	CHG-1003-001010-KCP	3	Gold wipe area	26 and 28 AWG	1.59	1.35	1.22	1.13
617-1845	CHG-1003-001010-KEP	3	Gold wipe area	22 and 24 AWG	1.39	1.18	1.07	.99
617-1847	CHG-1004-001010-KCP	4	Gold wipe area	26 and 28 AWG	2.12	1.80	1.63	1.51
617-1849	CHG-1004-001010-KEP	4	Gold wipe area	22 and 24 AWG	1.86	1.58	1.43	1.32
617-1851	CHG-1005-001010-KCP	5	Gold wipe area	26 and 28 AWG	2.65	2.25	2.04	1.88
617-1853	CHG-1005-001010-KEP	5	Gold wipe area	22 and 24 AWG	2.27	1.97	1.78	1.65
617-1854	CHG-1006-001010-KCP	6	Gold wipe area	26 and 28 AWG	3.12	2.70	2.45	2.26
617-1856	CHG-1006-001010-KEP	6	Gold wipe area	22 and 24 AWG	2.72	2.36	2.14	1.98
617-1858	CHG-1007-001010-KCP	7	Gold wipe area	26 and 28 AWG	3.63	3.15	2.86	2.64
617-1860	CHG-1007-001010-KEP	7	Gold wipe area	22 and 24 AWG	3.63	3.15	2.86	2.64
617-1861	CHG-1008-001010-KCP	8	Gold wipe area	26 and 28 AWG	4.15	3.60	3.26	3.01
617-1864	CHG-1008-001010-KEP	8	Gold wipe area	22 and 24 AWG	4.15	3.60	3.26	3.01
617-1865	CHG-1009-001010-KCP	9	Gold wipe area	26 and 28 AWG	3.70	3.20	2.91	2.68
617-1867	CHG-1009-001010-KEP	9	Gold wipe area	22 and 24 AWG	4.09	3.55	3.21	2.97
617-1868	CHG-1010-001010-KCP	10	Gold wipe area	26 and 28 AWG	3.46	3.00	2.72	2.51
617-1870	CHG-1010-001010-KEP	10	Gold wipe area	22 and 24 AWG	3.46	3.00	2.72	2.51
617-1872	CHG-1014-001010-KCP	14	Gold wipe area	26 and 28 AWG	4.85	4.20	3.80	3.52

**Flat Cable Cutter — NEW —**

The 3614 flat cable cutter is a handheld tool used to cut low volumes of flat electronic cable. The 3614 cuts cable widths up to 3.5 inches. A spare anvil is shipped with the cutter.  
617-3128, 3614, Cable Cutter.....EACH 180.78  
617-3129, 3614-1, Replacement Anvils.....PER PK./3 80.56



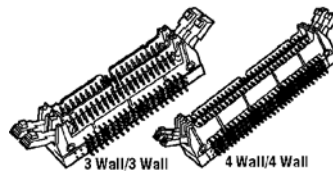
**303 Series Low Profile Headers**

The 303 series is a family of low profile, low cost, shrouded headers offered in eight popular sizes, straight and right angle, one size tail and wipe area length with all over gold flash plating. The 303 series is used in board-to-board or wire-to-board interconnect connections. 3M 89 wiremount and 929/5100/8500/9100/6800 series boardmount sockets are typical mating connectors. Parts offered below are all straight pin.

Stock No.	Mfr.'s Type	No. of Pins	EACH		
			1-24	25-49	50-99
617-1791	30310-6002HB	10	.36	.32	.29
617-1792	30314-6002HB	14	.38	.33	.31
617-1793	30316-6002HB	16	.39	.34	.32
617-1794	30320-6002HB	20	.45	.37	.34
617-1795	30326-6002HB	26	.52	.45	.41
617-1796	30334-6002HB	34	.61	.53	.48
617-1797	30340-6002HB	40	.69	.58	.53
617-1798	30350-6002HB	50	.82	.70	.63

**0.100" x 0.100" Condo Headers**

- ▶ Right Angle, 3 Wall/3 Wall and 4 Wall/4 Wall
- ▶ Stacked Pins Conserve Space on the Circuit Board
- ▶ Allowing Higher Density Packaging
- ▶ Pin Quantity to 128 Gives Design Flexibility with Latching
- ▶ "HD" Alternative
- ▶ Three Wall Fits in VME Board Stacking Criteria
- ▶ Accepts Standard IDC Sockets
- ▶ Mates with Standard Flat Cable Harnesses



Both short and long latch/ejectors are roll pin. **Insulation Material:** Glass filled polyester (PBT). **Flammability:** UL 94V-0. **Contact Material:** Copper alloy. **Current Rating:** 1 A. **Temperature Rating:** -55°C to +105°C. **Color:** Gray.

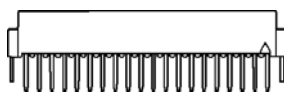
**3 Wall/3 Wall**

Stock No.	Mfr.'s Type	No. of Contacts	Latch Ejector	Solder Tails	EACH			
					1-24	25-49	50-99	100-Up
617-1824	3428-D202	40	Short	0.062 Thick Board	10.39	9.18	8.33	7.69
617-1826	3428-D302	40	Long	0.062 Thick Board	10.39	9.18	8.33	7.69
617-1827	3428-D303UB	40	Long	0.094 to 0.125 Thick Board	9.55	8.43	7.65	7.06
617-1809	3372-D202	120	Short	0.062 Thick Board	23.30	20.77	19.04	17.58
617-1811	3372-D302UB	120	Long	0.062 Thick Board	23.30	20.77	19.04	17.58

**4 Wall/4 Wall**

617-1804	3314-L203UB	28	Short	0.094 to 0.125 Thick Board	8.17	7.21	6.54	6.04
617-1829	3428-L302	32	Long	0.062 Thick Board	10.39	9.18	8.33	7.69
617-1816	3372-L302	120	Long	0.062 Thick Board	23.30	20.77	19.04	17.58
617-1817	3372-L303	120	Long	0.094 to 0.125 Thick Board	23.30	20.77	19.04	17.58

**0.050" x 0.050" Boardmount Socket**



- ▶ Dual Wipe Socket
- ▶ 80 Contacts
- ▶ Low Profile

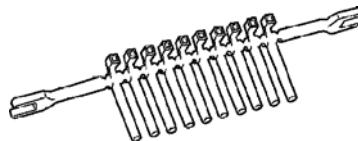
**Insulation Material:** LCP. **Flammability:** UL94V-0. **Color:** Black. **Contact Material:** Copper alloy. **Current Rating:** 1 A. **Insulation Resistance:** >1 x 10 Ω @ 500 VDC. **Temperature Rating:** -55°C to +85°C.

617-1595, 10780-6005JL, 80 contacts, 1-24	EACH 9.06
25-49	EACH 8.31
50-99	EACH 7.55
100-Up	EACH 6.97

**2 mm Ultra Low Profile Shunt**

- ▶ Ultra Low Profile
- ▶ Dual Wipe Contacts
- ▶ Strips of 10

**Insulation Material:** Glass filled polyester. **Flammability:** UL94V-0. **Color:** Gray. **Contact Material:** Copper alloy. **Current Rating:** 1 A. **Insulation Resistance:** >5 x 10 Ω @ 250 VDC. **Temperature Rating:** -55°C to +85°C.



617-1596, 957631-30, 1-24	PER STRIP 2.08
25-49	PER STRIP 1.87
50-99	PER STRIP 1.70
100-Up	PER STRIP 1.57

Same Day Shipments For Product In Stock

ALLIED ▶ 353

PDF.Support