

**2N3819**  
**SILICON**  
**N-CHANNEL JFET**



[www.centrasemi.com](http://www.centrasemi.com)

The CENTRAL SEMICONDUCTOR 2N3819 is a silicon N-Channel JFET designed for RF amplifier and mixer applications.



**TO-92 CASE**

**MARKING: FULL PART NUMBER**

**MAXIMUM RATINGS:** ( $T_A=25^\circ\text{C}$ )

Drain-Gate Voltage
Drain-Source Voltage
Gate-Source Voltage
Continuous Gate Current
Power Dissipation
Operating and Storage Junction Temperature

SYMBOL		UNITS
$V_{DG}$	25	V
$V_{DS}$	25	V
$V_{GS}$	25	V
$I_G$	10	mA
$P_D$	360	mW
$T_J, T_{stg}$	-65 to +150	$^\circ\text{C}$

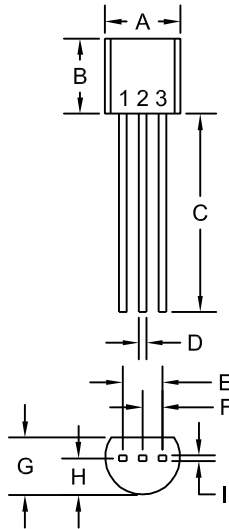
**ELECTRICAL CHARACTERISTICS:** ( $T_A=25^\circ\text{C}$  unless otherwise noted)

SYMBOL	TEST CONDITIONS	MIN	MAX	UNITS
$I_{GSS}$	$V_{GS}=15\text{V}$		2.0	nA
$I_{GSS}$	$V_{GS}=15\text{V}, T_A=100^\circ\text{C}$		2.0	$\mu\text{A}$
$I_{DSS}$	$V_{DS}=15\text{V}$	2.0	20	mA
$BV_{GSS}$	$I_G=1.0\mu\text{A}$	25		V
$V_{GS(OFF)}$	$V_{DS}=15\text{V}, I_D=2.0\text{nA}$		8.0	V
$V_{GS}$	$V_{DS}=15\text{V}, I_D=200\mu\text{A}$	0.5	7.5	V
$ Y_{fs} $	$V_{DS}=15\text{V}, V_{GS}=0, f=1.0\text{MHz}$	2.0	6.5	mS
$ Y_{fs} $	$V_{DS}=15\text{V}, V_{GS}=0, f=100\text{MHz}$	1.6		mS
$ Y_{os} $	$V_{DS}=15\text{V}, V_{GS}=0, f=1.0\text{kHz}$		50	$\mu\text{S}$
$C_{iss}$	$V_{DS}=15\text{V}, V_{GS}=0, f=1.0\text{MHz}$		8.0	pF
$C_{rss}$	$V_{DS}=15\text{V}, V_{GS}=0, f=1.0\text{MHz}$		4.0	pF

2N3819  
SILICON  
N-CHANNEL JFET



TO-92 CASE - MECHANICAL OUTLINE



SYMBOL	INCHES		MILLIMETERS	
	MIN	MAX	MIN	MAX
A (DIA)	0.175	0.205	4.45	5.21
B	0.170	0.210	4.32	5.33
C	0.500	-	12.70	-
D	0.016	0.022	0.41	0.56
E	0.100		2.54	
F	0.050		1.27	
G	0.125	0.165	3.18	4.19
H	0.080	0.105	2.03	2.67
I	0.015		0.38	

TO-92 (REV: R1)

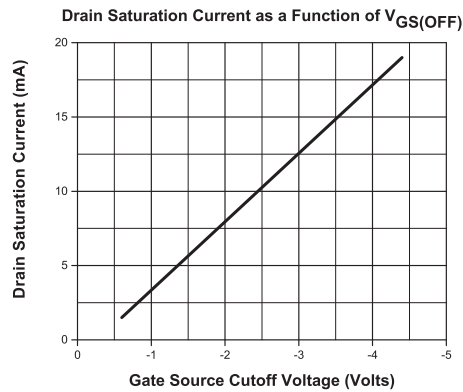
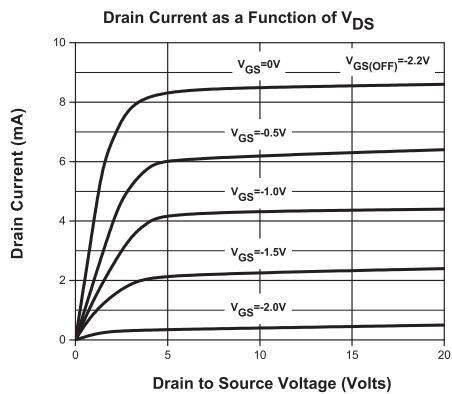
LEAD CODE:

- 1) Drain
- 2) Gate
- 3) Source

MARKING:  
FULL PART NUMBER

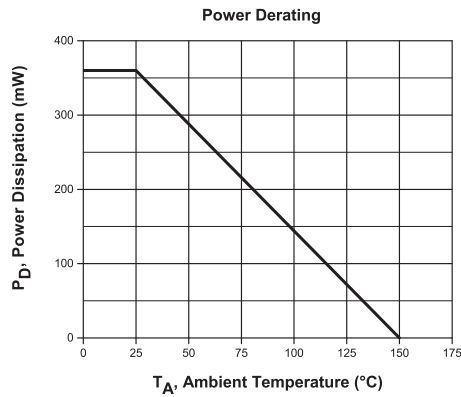
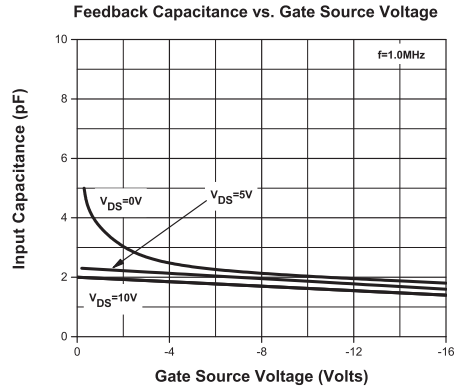
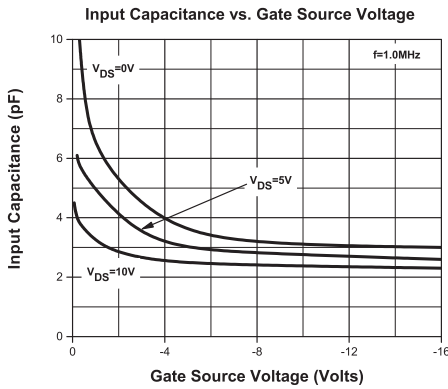
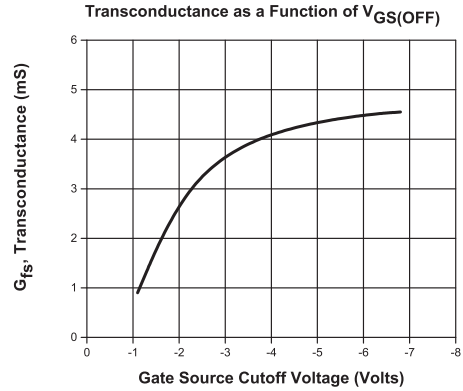
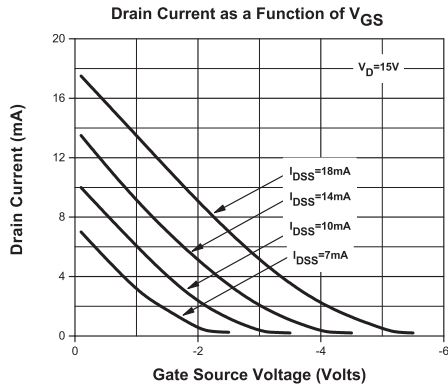
R1

TYPICAL ELECTRICAL CHARACTERISTICS



R1 (9-January 2014)

**2N3819**  
**SILICON**  
**N-CHANNEL JFET**



R1 (9-January 2014)

## OUTSTANDING SUPPORT AND SUPERIOR SERVICES



---

### PRODUCT SUPPORT

Central's operations team provides the highest level of support to insure product is delivered on-time.

- Supply management (Customer portals)
- Inventory bonding
- Consolidated shipping options
- Custom bar coding for shipments
- Custom product packing

---

### DESIGNER SUPPORT/SERVICES

Central's applications engineering team is ready to discuss your design challenges. Just ask.

- Free quick ship samples (2<sup>nd</sup> day air)
- Online technical data and parametric search
- SPICE models
- Custom electrical curves
- Environmental regulation compliance
- Customer specific screening
- Up-screening capabilities
- Special wafer diffusions
- PbSn plating options
- Package details
- Application notes
- Application and design sample kits
- Custom product and package development

---

### REQUESTING PRODUCT PLATING

1. If requesting Tin/Lead plated devices, add the suffix " TIN/LEAD" to the part number when ordering (example: 2N2222A TIN/LEAD).
2. If requesting Lead (Pb) Free plated devices, add the suffix " PBFREE" to the part number when ordering (example: 2N2222A PBFREE).

---

### CONTACT US

#### Corporate Headquarters & Customer Support Team

Central Semiconductor Corp.  
145 Adams Avenue  
Hauppauge, NY 11788 USA  
Main Tel: (631) 435-1110  
Main Fax: (631) 435-1824  
Support Team Fax: (631) 435-3388  
[www.centrasemi.com](http://www.centrasemi.com)

**Worldwide Field Representatives:**  
[www.centrasemi.com/wwreps](http://www.centrasemi.com/wwreps)

**Worldwide Distributors:**  
[www.centrasemi.com/wwdistributors](http://www.centrasemi.com/wwdistributors)

---

For the latest version of Central Semiconductor's **LIMITATIONS AND DAMAGES DISCLAIMER**, which is part of Central's Standard Terms and Conditions of sale, visit: [www.centrasemi.com/terms](http://www.centrasemi.com/terms)

# Mouser Electronics

Authorized Distributor

Click to View Pricing, Inventory, Delivery & Lifecycle Information:

[Central Semiconductor:](#)

[2N3819](#)