



**SERIES 260 CARD LOK**

**RECOMMENDED GAP WIDTH**

PCB + 7.62 mm (.300 in)

**RECOMMENDED TORQUE**

68 N-cm (6 in-lbs)  
With "L" option 90 N-cm (8 in-lbs)

**WEIGHT**

.95 g/cm (.085 oz/in)

**MATERIALS AND FINISH**

**BODIES AND WEDGES**

**Material:** Aluminum Alloy 6061-T6 per ASTM-B221 or AMS-QQ-A-200/8

**Finish:** See finish table on opposite page

**SHAFT**

**Material:** Aluminum Alloy 6061-T6 per ASTM-B221 or AMS-QQ-A-200/8

**Finish:** See finish table on opposite page

**SCREW, LOCK AND FLAT WASHER**

.09-in. or 2.5-mm hex. socket head cap screw, depending on mounting configuration

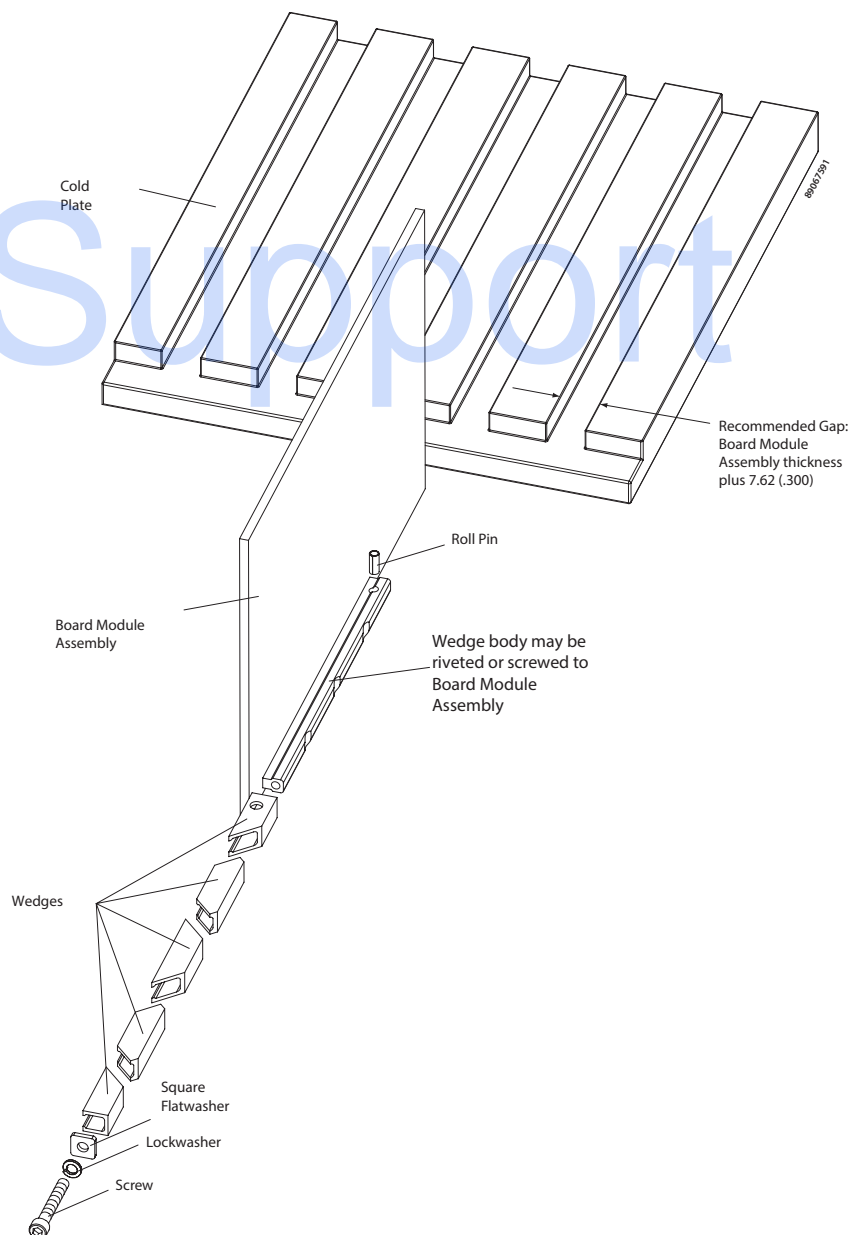
**Material:** Stainless steel per ASTM A-582 or NAS1352C

**Finish:** Passivated per AMS2700

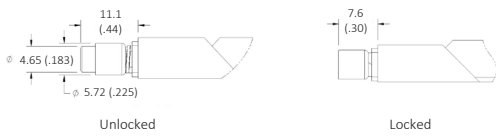
**ROLL PIN**

**Material:** 400 series stainless steel

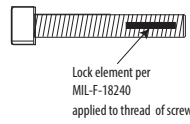
**Finish:** Passivated per AMS2700



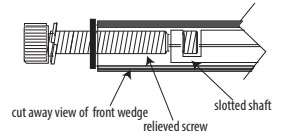
# SERIES 260 CARD LOK



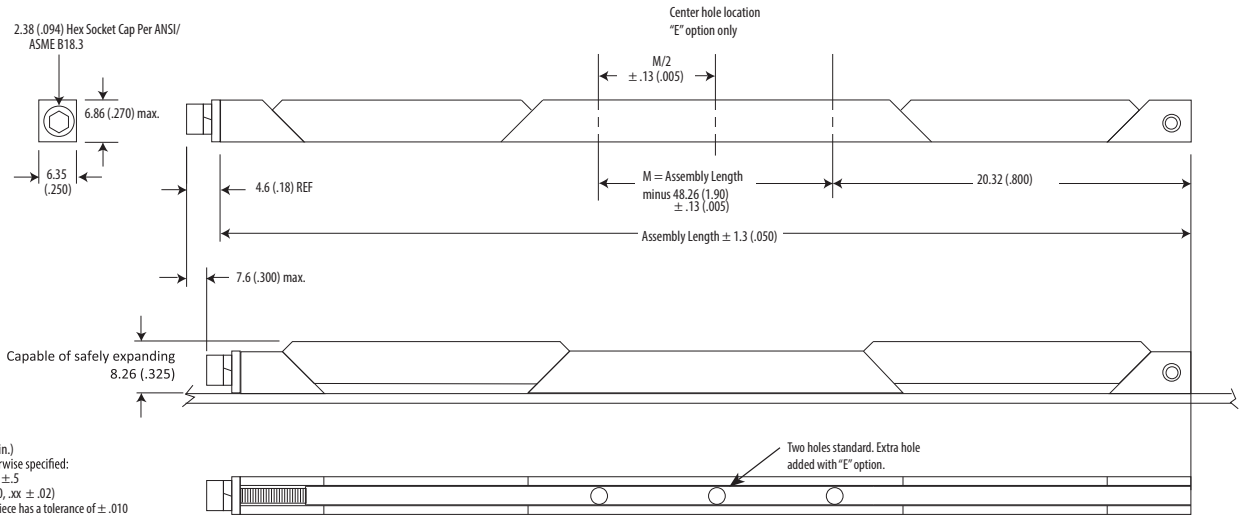
**Detail "V"**  
Provides visual lock indication



**Detail "L"**  
Provides prevailing torque for resistance to loosening from shock and vibration. Adds 22 N-cm (2 in-lbs) torque to assembly.



**Detail "K"** Prevents the unintentional disassembly of screw from shaft.



Units: mm (in.)  
Unless otherwise specified:  
.xx ± .25, .x ± .5  
(.xxx ± .010, .xx ± .02)  
Note: Each piece has a tolerance of ± .010

Part Number Code	M	V	A	260	-	2.80	E	H	L	K
<b>Screw</b>										
Metric Screw Head M2.5 Hex Drive	M									
Standard Screw Head 3/32 Hex Drive	[Blank]									
<b>Type</b>										
Torque Limiting version*	TLC									
Standard version with Visual Indicator	V									
Standard version	[Blank]									
<b>Finish</b>										
BlackAnodized	A									
Or choose from Finish Table										
<b>Length</b>										
Length in 12.7 (.50) increments						71.12 [2.80]				
						to 325.12 [12.80]				
<b>Mounting</b>										
Additional Center Mounting Hole							E			
None							[Blank]			
Mounting Options - through mounting holes								H		
Or choose from Mounting Method Table										
<b>Lock Patch</b>										
Lock Patch									L	
None									[Blank]	
Captive Screw										K
None									[Blank]	

**Part Number Code Example:** MVA260-4.80H  
Series 260 Card-Lok with M2.5 hex drive and visual indicator, black anodized finish, 121.9 (4.80) long, and standard rivet hole mounting

### FINISH TABLE

CODE LETTER	SURFACE FINISH
[blank]	CHEM FILM PER MIL-DTL-5541 CLASS 3, GOLD
R	CHEM FILM PER MIL-DTL-5541 CLASS 3, TYPE II, CLEAR
A	BLACK ANODIZE PER MIL-A-8625 TYPE II, CLASS 2
HA	HARD BLACK ANODIZE PER MIL-A-8625 TYPE III, CLASS 2
EN	ELECTROLESS NICKEL PER MIL-C-26074 CLASS 4, GRADE B, BRIGHT

### MOUNTING METHOD TABLE

CODE LETTER	METHOD
H	Ø1.73/1.85 (.068/.073) DIA. THROUGH HOLES COUNTERSINK 100° x 1.52 (.060) DEEP
T0	0-80 TAPPED HOLE
T2	2-56 TAPPED HOLE
TM2	M2 x 0.40 TAPPED HOLE
TM2.5	M2.5 x 0.45 TAPPED HOLE

**\*NOTE:** FOR THE TORQUE LIMITING "TLC" VERSION:  
THE MINIMUM LENGTH IS 96.52 (3.80)  
THE FRONT MOUNTING HOLE, NEAREST TO THE SCREW, WILL BE REPLACED WITH AN INDEXING PIN  
VISUAL INDICATOR OPTION NOT AVAILABLE  
MUST CLICK 3+ TIMES FOR PROPER INSTALLATION



**SCHROFF**

nVent may modify standard parts without prior notice to or approval from customers. These modifications may change product appearance, but will not have a detrimental effect on form, fit or function. ©2018 nVent. All nVent marks and logos are owned or licensed by nVent Services GmbH or its affiliates. All other trademarks are the property of their respective owners. nVent reserves the right to change specifications without notice.