

**PCB Sockets**  
**Straight PCB Mount, 1.27x1.27mm Pitch**

**Product Specification:**

**Materials and Finish**

**Insulator:** Glass-reinforce thermoplastic, UL-94V-0 rated, color-black, resist to short term temperature in infra-red reflow phase-260 degree C for 20 seconds (See page 9 "Reflow Conditions" for detailed information)

**Contact:** Phosphor bronze per QQ-B-750, plated full 100µ" tin/lead or selected gold in mating area; 100µ" min. tin-lead on termination area, with entire contact under-plated 50µ" min. nickel

**Electrical**

**Contact Resistance:** 20 milliohms max. at 1 ampere DC

**Insulation Resistance:** 5000 megohms at 500 VDC

**Dielectric Withstanding Voltage:** 500 VAC/rms 60Hz for one minute

**Current Rating:** 1.5 amperes per contact

**Voltage Rating:** 250 VAC/rms 60Hz

**Mechanical**

**Insertion Force:** 160 grams minimum per contact

**Withdrawal Force:** 40 grams minimum per contact

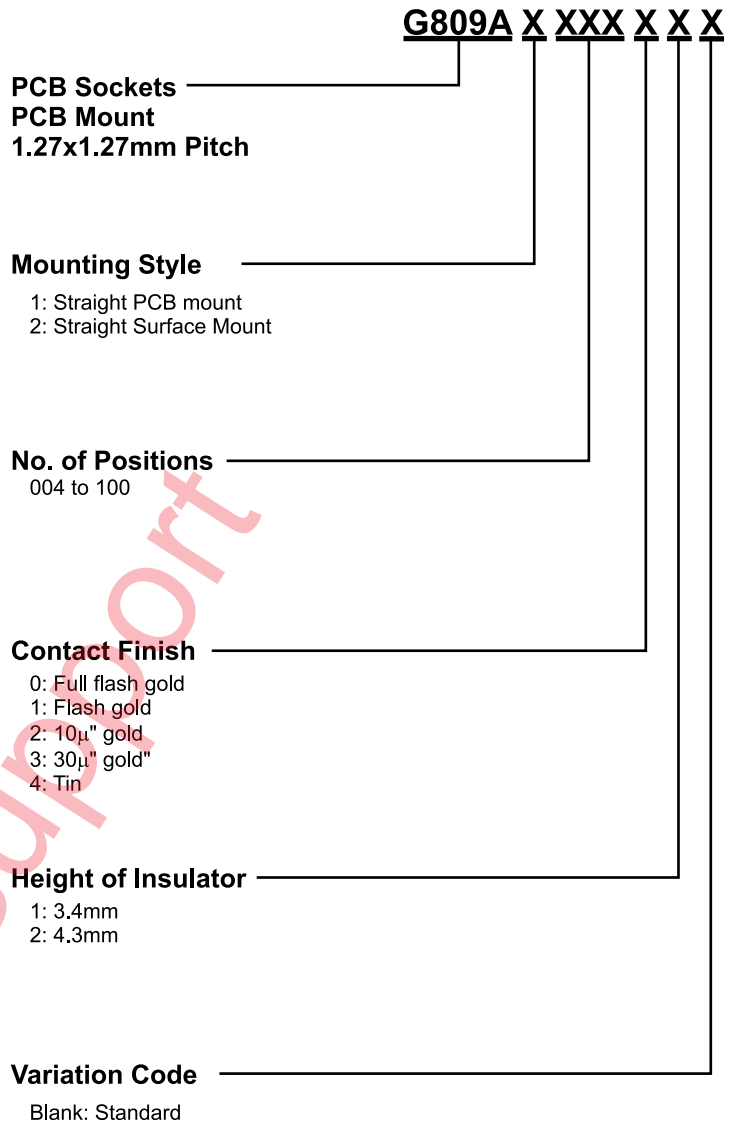
**Contact Retention:** 2.0 kgs minimum per contact

**Durability:** See page 9

**Related Product Data**


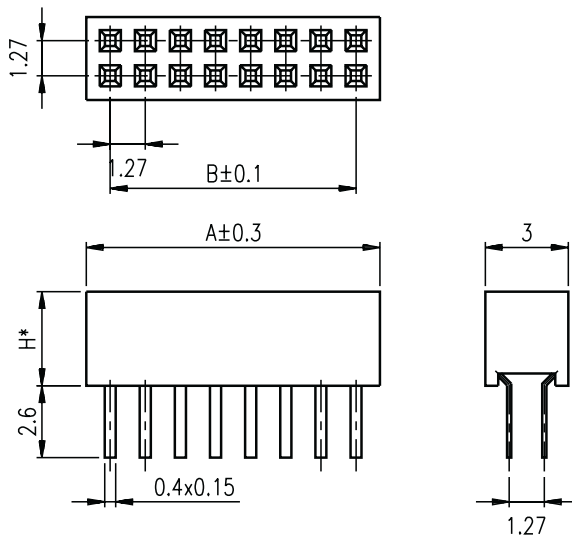
**PC Board Layout:** See page 73

**Ordering Information:**




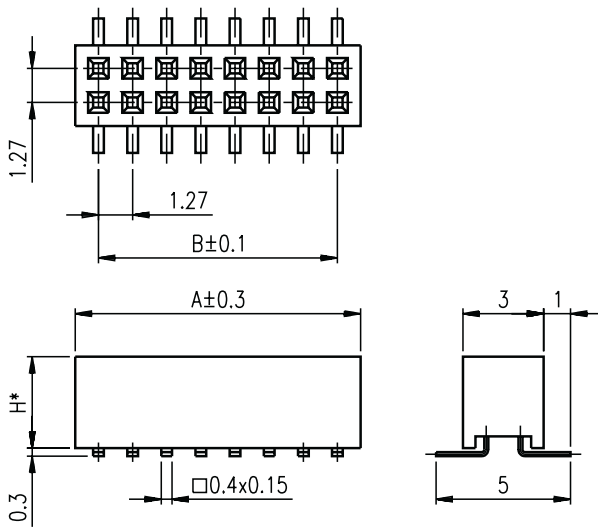
www.pdf-supply.com

**PCB Sockets**  
**Straight PCB Mount, 1.27x1.27mm Pitch**



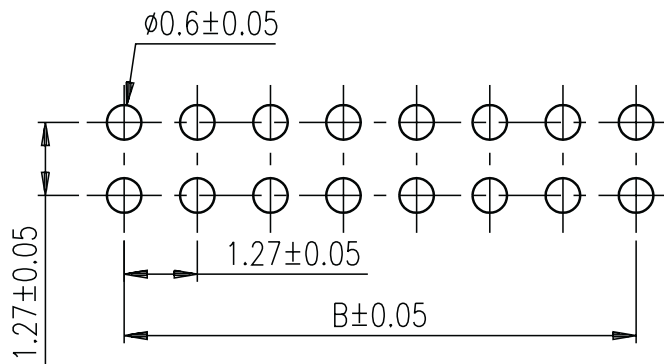
No. of Positions	Dimensions (mm)		No. of Positions	Dimensions (mm)	
	A	B		A	B
6	4.27	2.54	54	34.75	33.02
8	5.54	3.81	56	36.02	34.29
10	6.81	5.08	58	37.29	35.56
12	8.08	6.35	60	38.56	36.83
14	9.35	7.62	62	39.83	38.10
16	10.62	8.89	64	41.10	39.37
18	11.89	10.16	66	42.37	40.64
20	13.16	11.43	68	43.64	41.91
22	14.43	12.70	70	44.91	43.18
24	15.70	13.97	72	46.18	44.45
26	16.97	15.24	74	47.45	45.72
28	18.24	16.51	76	48.72	46.99
30	19.51	17.78	78	49.99	48.26
32	20.78	19.05	80	51.26	49.53
34	22.05	20.32	82	52.53	50.80
36	23.32	21.59	84	53.80	52.07
38	24.59	22.86	86	55.07	53.34
40	25.86	24.13	88	56.34	54.61
42	27.13	25.40	90	57.61	55.88
44	28.40	26.67	92	58.88	57.15
46	29.67	27.94	94	60.15	58.42
48	30.94	29.21	96	61.42	59.69
50	32.21	30.48	98	62.69	60.96
52	33.84	31.75	100	63.96	62.23

## PCB Sockets Surface Mount, 1.27x1.27mm Pitch

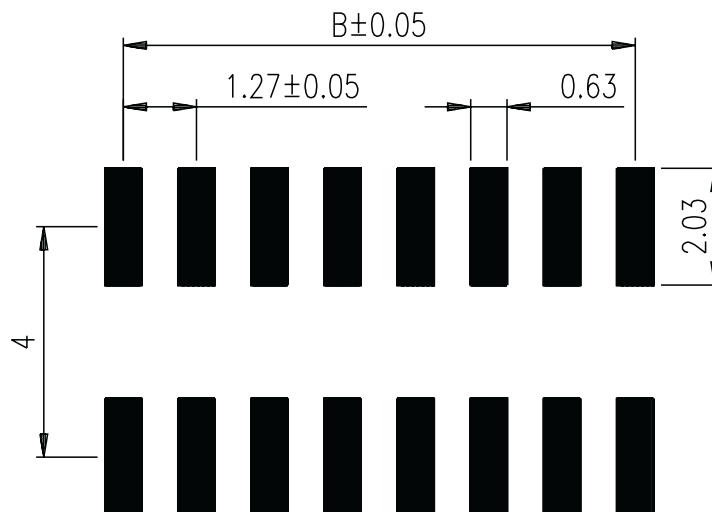


No. of Positions	Dimensions (mm)		No. of Positions	Dimensions (mm)	
	A	B		A	B
6	4.27	2.54	54	34.75	33.02
8	5.54	3.81	56	36.02	34.29
10	6.81	5.08	58	37.29	35.56
12	8.08	6.35	60	38.56	36.83
14	9.35	7.62	62	39.83	38.10
16	10.62	8.89	64	41.10	39.37
18	11.89	10.16	66	42.37	40.64
20	13.16	11.43	68	43.64	41.91
22	14.43	12.70	70	44.91	43.18
24	15.70	13.97	72	46.18	44.45
26	16.97	15.24	74	47.45	45.72
28	18.24	16.51	76	48.72	46.99
30	19.51	17.78	78	49.99	48.26
32	20.78	19.05	80	51.26	49.53
34	22.05	20.32	82	52.53	50.80
36	23.32	21.59	84	53.80	52.07
38	24.59	22.86	86	55.07	53.34
40	25.86	24.13	88	56.34	54.61
42	27.13	25.40	90	57.61	55.88
44	28.40	26.67	92	58.88	57.15
46	29.67	27.94	94	60.15	58.42
48	30.94	29.21	96	61.42	59.69
50	32.21	30.48	98	62.69	60.96
52	33.48	31.75	100	63.96	62.23

**Recommended PCB Layouts**  
**PCB Sockets, 1.27x1.27mm Pitch**



**For PCB Mount (DIP) Version**



**For Surface Mount Version**