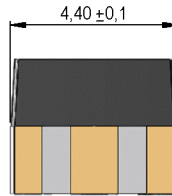
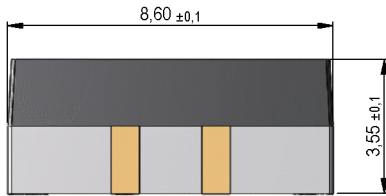



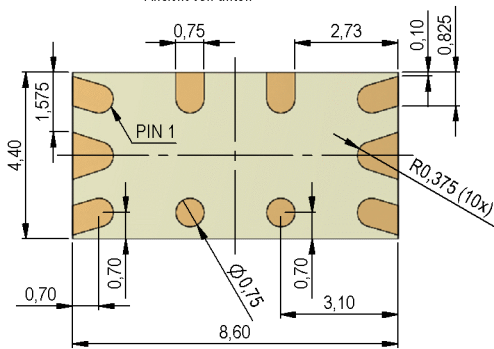
Dimensions mm[inch]
tolerances acc. to DIN ISO 2768-m
Toleranzen gem. DIN ISO 2768-m



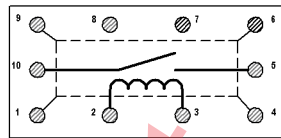
Isometric
Scale 5:1
Maßstab 5:1



Relay pad layout
Bottom view
Ansicht von unten



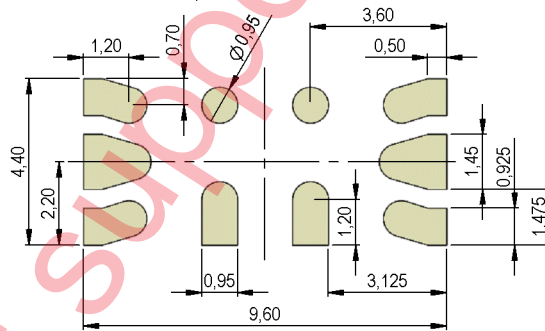
Schematic
Top view
Draufsicht



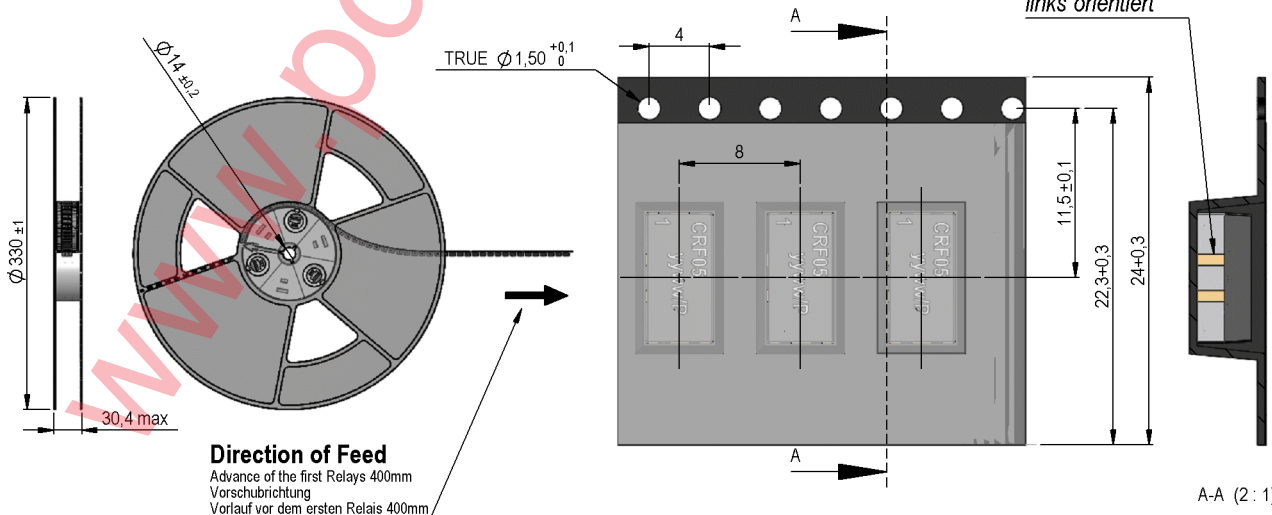
Marking
according to EN60062/factory code
gem. EN60062/Fertigungsstätte



Recommended PCB Pad Layout
top view / Ansicht von oben



Relay packaging orientation



Gold pads facing to the left
Goldpads nach links orientiert

Direction of Feed

Advance of the first Relays 400mm
Vorschubrichtung
Vorlauf vor dem ersten Relais 400mm



Europe: +49 / 7731 8399 0 | Email: info@meder.com
 USA: +1 / 508 295 0771 | Email: salesusa@meder.com
 Asia: +852 / 2955 1682 | Email: salesasia@meder.com

Item No.:
9605180022
 Item:
CRF05-1A

Products for tomorrow...

Coil Data at 20 °C	Conditions	Min	Typ	Max	Unit
Coil resistance		135	150	165	Ohm
Coil voltage			5		VDC
Rated power			167		mW
Pull-In voltage				3,75	VDC
Drop-Out voltage		0,75			VDC

Contact data 80/1	Conditions	Min	Typ	Max	Unit
Contact rating	Any DC combination of V & A			10	W
Switching voltage	DC or Peak AC			170	V
Switching current	DC or Peak AC			0,5	A
Carry current	DC or Peak AC			1	A
Contact resistance static	Measured with 40% overdrive			200	mOhm
Insulation resistance	RH <45 %, 100 V test voltage	1	10		GOhm
Breakdown voltage	according to EN 60255-5	210			VDC
Operate time incl. bounce	measured with 40% overdrive			0,1	ms
Release	measured with no coil excitation			0,02	ms
Capacity	@ 10 kHz across open switch		0,4		pF

Special Product Data	Conditions	Min	Typ	Max	Unit
Number of contacts				1	
Contact - form				A - NO	
Dielectric Strength Coil/Contact	according to EN 60255-5	1,5			kV DC
Insulation resistance Coil/Contact	RH <45%, 200 VDC measuring voltage	10	100		TOhm
Case color				black/white	
Housing material				Ceramic + mineral filled epoxy	
Material connection pads				W, Ni, gold plated	
Magnetic Shield				yes	
Approval				UL-File No. NRNT2.E156887	
Reach / RoHS conformity				yes	

Environmental data	Conditions	Min	Typ	Max	Unit
Shock	1/2 sine, duration 11ms, in 3 axis			50	g
Vibration	from 10 - 2000 Hz			20	g
Operating temperature		-40		125	°C
Storage temperature		-55		125	°C
Soldering Temperature Tsold	Reflow according IPC/JEDEC J-STD-020C			260	°C
Washability				fully sealed	
Remark				RF data available upon request, please consult factory	

General data	Conditions	Min	Typ	Max	Unit
Total weight			0,37		g
Packaging				Tape & Reel / 1000 pcs.	

Modifications in the sense of technical progress are reserved

Designed at: 16.11.09 Designed by: RPYPEC
 Last Change at: 19.07.12 Last Change by: CRUF

Approval at: 16.11.09 Approval by: TLANE
 Approval at: 19.07.12 Approval by: CRUF

Version: 06