

1N6267L - 1N6303AL

TRANSIENT VOLTAGE SUPPRESSOR

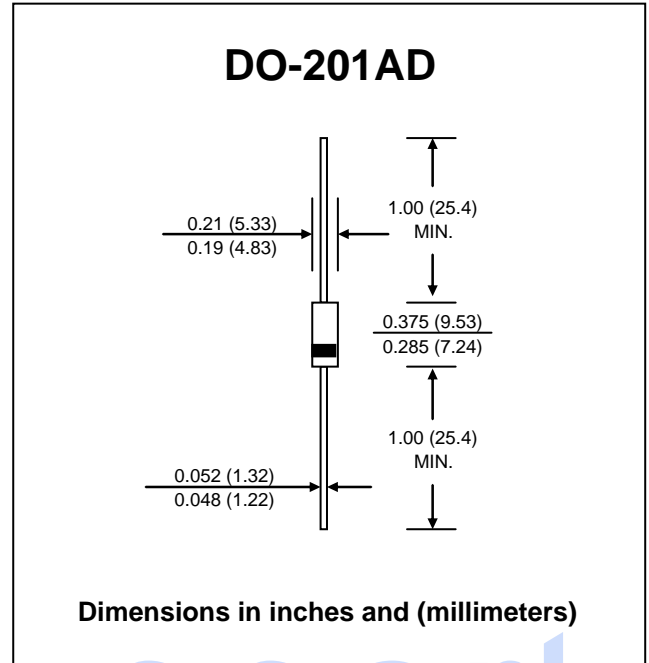
V_{BR} : 6.8 - 200 Volts
P_{PK} : 1500 Watts

FEATURES :

- * 1500W surge capability at 1ms
- * Excellent clamping capability
- * Low zener impedance
- * Fast response time : typically less than 1.0 ps from 0 volt to V_{BR(min.)}
- * Typical I_R less than 1μA above 10V
- * **Pb / RoHS Free**

MECHANICAL DATA

- * Case : DO-201AD Molded plastic
- * Epoxy : UL94V-O rate flame retardant
- * Lead : Axial lead solderable per MIL-STD-202, method 208 guaranteed
- * Polarity : Color band denotes cathode end except Bipolar.
- * Mounting position : Any
- * Weight : 1.21 grams



DEVICES FOR BIPOLAR APPLICATIONS

For bi-directional use C or CA Suffix
 Electrical characteristics apply in both directions

MAXIMUM RATINGS

Rating at 25 °C ambient temperature unless otherwise specified

| Rating | Symbol | Value | Unit |
|--|-----------------------------------|---------------|------|
| Peak Power Dissipation at Ta = 25 °C, Tp=1ms (Note1) | P _{PK} | 1500 | W |
| Steady State Power Dissipation at T _L = 75 °C Lead Lengths 0.375", (9.5mm) (Note 2) | P _D | 5.0 | W |
| Peak Forward Surge Current, 8.3ms Single Half Sine-Wave Superimposed on Rated Load (JEDEC Method) (Note 3) | I _{FSM} | 200 | A |
| Operating and Storage Temperature Range | T _J , T _{STG} | - 65 to + 175 | °C |

Notes :

- (1) Non-repetitive Current pulse per Fig. 5 and derated above Ta= 25 °C per Fig. 1
- (2) Mounted on Copper Lead area of 1.57 in²(40mm²).
- (3) 8.3 ms single half sine-wave, duty cycle = 4 pulses per minutes maximum.

ELECTRICAL CHARACTERISTICS

Rating at 25 °C ambient temperature unless otherwise specified

| TYPE | Breakdown Voltage @ It (Note 1) | | | Working Peak Reverse Voltage VRWM (V) | Maximum Reverse Leakage @ VRWM IR (µA) | Maximum Reverse Current IRSM (A) | Maximum Clamping Voltage @ IRSM VRSM (V) | Maximum Temperature Co-efficient of VBR (% / °C) |
|----------|--------------------------------------|------|------------|---|--|--|--|--|
| | VBR (V) | | It (mA) | | | | | |
| | Min. | Max. | | | | | | |
| 1N6267L | 6.12 | 7.48 | 10 | 5.50 | 1000 | 139 | 10.8 | 0.057 |
| 1N6267AL | 6.45 | 7.14 | 10 | 5.80 | 1000 | 143 | 10.5 | 0.057 |
| 1N6268L | 6.75 | 8.25 | 10 | 6.05 | 500 | 128 | 11.7 | 0.061 |
| 1N6268AL | 7.13 | 7.88 | 10 | 6.40 | 500 | 132 | 11.3 | 0.061 |
| 1N6269L | 7.38 | 9.02 | 10 | 6.63 | 200 | 120 | 12.5 | 0.065 |
| 1N6269AL | 7.79 | 8.61 | 10 | 7.02 | 200 | 124 | 12.1 | 0.065 |
| 1N6270L | 8.19 | 10.0 | 1.0 | 7.37 | 50 | 109 | 13.8 | 0.068 |
| 1N6270AL | 8.65 | 9.55 | 1.0 | 7.78 | 50 | 112 | 13.4 | 0.068 |
| 1N6271L | 9.00 | 11.0 | 1.0 | 8.10 | 10 | 100 | 15.0 | 0.073 |
| 1N6271AL | 9.50 | 10.5 | 1.0 | 8.55 | 10 | 103 | 14.5 | 0.073 |
| 1N6272L | 9.90 | 12.1 | 1.0 | 8.92 | 5.0 | 93.0 | 16.2 | 0.075 |
| 1N6272AL | 10.5 | 11.6 | 1.0 | 9.40 | 5.0 | 96.0 | 15.6 | 0.075 |
| 1N6273L | 10.8 | 13.2 | 1.0 | 9.72 | 5.0 | 87.0 | 17.3 | 0.078 |
| 1N6273AL | 11.4 | 12.6 | 1.0 | 10.2 | 5.0 | 90.0 | 16.7 | 0.078 |
| 1N6274L | 11.7 | 14.3 | 1.0 | 10.5 | 5.0 | 79.0 | 19.0 | 0.081 |
| 1N6274AL | 12.4 | 13.7 | 1.0 | 11.1 | 5.0 | 82.0 | 18.2 | 0.081 |
| 1N6275L | 13.5 | 16.5 | 1.0 | 12.1 | 5.0 | 68.0 | 22.0 | 0.084 |
| 1N6275AL | 14.3 | 15.8 | 1.0 | 12.8 | 5.0 | 71.0 | 21.2 | 0.084 |
| 1N6276L | 14.4 | 17.6 | 1.0 | 12.9 | 5.0 | 64.0 | 23.5 | 0.086 |
| 1N6276AL | 15.2 | 16.8 | 1.0 | 13.6 | 5.0 | 67.0 | 22.5 | 0.086 |
| 1N6277L | 16.2 | 19.8 | 1.0 | 14.5 | 5.0 | 56.5 | 26.5 | 0.088 |
| 1N6277AL | 17.1 | 18.9 | 1.0 | 15.3 | 5.0 | 59.5 | 25.2 | 0.088 |
| 1N6278L | 18.0 | 22.0 | 1.0 | 16.2 | 5.0 | 51.5 | 29.1 | 0.090 |
| 1N6278AL | 19.0 | 21.0 | 1.0 | 17.1 | 5.0 | 54.0 | 27.7 | 0.090 |
| 1N6279L | 19.8 | 24.2 | 1.0 | 17.8 | 5.0 | 47.0 | 31.9 | 0.092 |
| 1N6279AL | 20.9 | 23.1 | 1.0 | 18.8 | 5.0 | 49.0 | 30.6 | 0.092 |
| 1N6280L | 21.6 | 26.4 | 1.0 | 19.4 | 5.0 | 43.0 | 34.7 | 0.094 |
| 1N6280AL | 22.8 | 25.2 | 1.0 | 20.5 | 5.0 | 45.0 | 33.2 | 0.094 |
| 1N6281L | 24.3 | 29.7 | 1.0 | 21.8 | 5.0 | 38.5 | 39.1 | 0.096 |
| 1N6281AL | 25.7 | 28.4 | 1.0 | 23.1 | 5.0 | 40.0 | 37.5 | 0.096 |
| 1N6282L | 27.0 | 33.0 | 1.0 | 24.3 | 5.0 | 34.5 | 43.5 | 0.097 |
| 1N6282AL | 28.5 | 31.5 | 1.0 | 25.6 | 5.0 | 36.0 | 41.4 | 0.097 |
| 1N6283L | 29.7 | 36.3 | 1.0 | 26.8 | 5.0 | 31.5 | 47.7 | 0.098 |
| 1N6283AL | 31.4 | 34.7 | 1.0 | 28.2 | 5.0 | 33.0 | 45.7 | 0.098 |
| 1N6284L | 32.4 | 39.6 | 1.0 | 29.1 | 5.0 | 29.0 | 52.0 | 0.099 |
| 1N6284AL | 34.2 | 37.8 | 1.0 | 30.8 | 5.0 | 30.0 | 49.9 | 0.099 |
| 1N6285L | 35.1 | 42.9 | 1.0 | 31.6 | 5.0 | 26.5 | 56.4 | 0.100 |
| 1N6285AL | 37.1 | 41.0 | 1.0 | 33.3 | 5.0 | 28.0 | 53.9 | 0.100 |
| 1N6286L | 38.7 | 47.3 | 1.0 | 34.8 | 5.0 | 24.0 | 61.9 | 0.101 |
| 1N6286AL | 40.9 | 45.2 | 1.0 | 36.8 | 5.0 | 25.3 | 59.3 | 0.101 |
| 1N6287L | 42.3 | 51.7 | 1.0 | 38.1 | 5.0 | 22.2 | 67.8 | 0.101 |
| 1N6287AL | 44.7 | 49.4 | 1.0 | 40.2 | 5.0 | 23.2 | 64.8 | 0.101 |
| 1N6288L | 45.9 | 56.1 | 1.0 | 41.3 | 5.0 | 20.4 | 73.5 | 0.102 |
| 1N6288AL | 48.5 | 53.6 | 1.0 | 43.6 | 5.0 | 21.4 | 70.1 | 0.102 |

ELECTRICAL CHARACTERISTICS

Rating at 25 °C ambient temperature unless otherwise specified

| TYPE | Breakdown Voltage @ I_t (Note 1) | | | Working Peak Reverse Voltage V_{RWM} (V) | Maximum Reverse Leakage @ V_{RWM} I_R (μ A) | Maximum Reverse Current I_{RSM} (A) | Maximum Clamping Voltage @ I_{RSM} V_{RSM} (V) | Maximum Temperature Co-efficient of V_{BR} (% / °C) |
|----------|---|------|---------------|--|--|---|--|---|
| | V_{BR} (V) | | I_t (mA) | | | | | |
| | Min. | Max. | | | | | | |
| 1N6289L | 50.4 | 61.6 | 1.0 | 45.4 | 5.0 | 18.6 | 80.5 | 0.103 |
| 1N6289AL | 53.2 | 58.8 | 1.0 | 47.8 | 5.0 | 19.5 | 77.0 | 0.103 |
| 1N6290L | 55.8 | 68.2 | 1.0 | 50.2 | 5.0 | 16.9 | 89.0 | 0.104 |
| 1N6290AL | 58.9 | 65.1 | 1.0 | 53.0 | 5.0 | 17.7 | 85.0 | 0.104 |
| 1N6291L | 61.2 | 74.8 | 1.0 | 55.1 | 5.0 | 15.3 | 98.0 | 0.104 |
| 1N6291AL | 64.6 | 71.4 | 1.0 | 58.1 | 5.0 | 16.3 | 92.0 | 0.104 |
| 1N6292L | 67.5 | 82.5 | 1.0 | 60.7 | 5.0 | 13.9 | 108 | 0.105 |
| 1N6292AL | 71.3 | 78.8 | 1.0 | 64.1 | 5.0 | 14.6 | 103 | 0.105 |
| 1N6293L | 73.8 | 90.2 | 1.0 | 66.4 | 5.0 | 12.7 | 118 | 0.105 |
| 1N6293AL | 77.9 | 86.1 | 1.0 | 70.1 | 5.0 | 13.3 | 113 | 0.105 |
| 1N6294L | 81.9 | 100 | 1.0 | 73.7 | 5.0 | 11.4 | 131 | 0.106 |
| 1N6294AL | 86.5 | 95.5 | 1.0 | 77.8 | 5.0 | 12.0 | 125 | 0.106 |
| 1N6295L | 90.0 | 110 | 1.0 | 81.0 | 5.0 | 10.4 | 144 | 0.106 |
| 1N6295AL | 95.0 | 105 | 1.0 | 85.5 | 5.0 | 11.0 | 137 | 0.106 |
| 1N6296L | 99.0 | 121 | 1.0 | 89.2 | 5.0 | 9.5 | 158 | 0.107 |
| 1N6296AL | 105 | 116 | 1.0 | 94.0 | 5.0 | 9.9 | 152 | 0.107 |
| 1N6297L | 108 | 132 | 1.0 | 97.2 | 5.0 | 8.7 | 173 | 0.107 |
| 1N6297AL | 114 | 126 | 1.0 | 102 | 5.0 | 9.1 | 165 | 0.107 |
| 1N6298L | 117 | 143 | 1.0 | 105 | 5.0 | 8.0 | 187 | 0.107 |
| 1N6298AL | 124 | 137 | 1.0 | 111 | 5.0 | 8.4 | 179 | 0.107 |
| 1N6299L | 135 | 165 | 1.0 | 121 | 5.0 | 7.0 | 215 | 0.108 |
| 1N6299AL | 143 | 158 | 1.0 | 128 | 5.0 | 7.2 | 207 | 0.108 |
| 1N6300L | 144 | 176 | 1.0 | 130 | 5.0 | 6.5 | 230 | 0.108 |
| 1N6300AL | 152 | 168 | 1.0 | 136 | 5.0 | 6.8 | 219 | 0.108 |
| 1N6301L | 153 | 187 | 1.0 | 138 | 5.0 | 6.2 | 244 | 0.108 |
| 1N6301AL | 162 | 179 | 1.0 | 145 | 5.0 | 6.4 | 234 | 0.108 |
| 1N6302L | 162 | 198 | 1.0 | 146 | 5.0 | 5.8 | 258 | 0.108 |
| 1N6302AL | 171 | 189 | 1.0 | 154 | 5.0 | 6.1 | 246 | 0.108 |
| 1N6303L | 180 | 220 | 1.0 | 162 | 5.0 | 5.2 | 287 | 0.108 |
| 1N6303AL | 190 | 210 | 1.0 | 171 | 5.0 | 5.5 | 274 | 0.108 |

Note:

- (1) V_{BR} measured after I_t applied for 300 μ s., I_t = square wave pulse or equivalent
- (2) V_F = 3.5 $V_{max.}$, I_F = 100 Amps. (6.8 Volts thru 91 Volts)
 V_F = 5.0 $V_{max.}$, I_F = 100 Amps. (100 Volts thru 200 Volts) per 1/2 square or equivalent sine wave
 PW = 8.3 ms, duty cycle = 4 pulses per minute maximum

RATING AND CHARACTERISTIC CURVES (1N6267L - 1N6303AL)

FIG.1 - PULSE DERATING CURVE

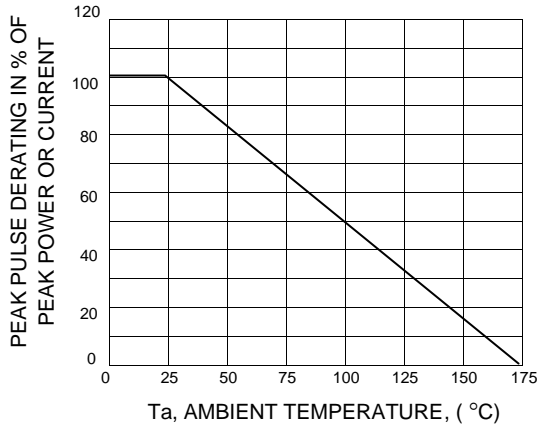


FIG.2 - MAXIMUM NON-REPETITIVE SURGE CURRENT

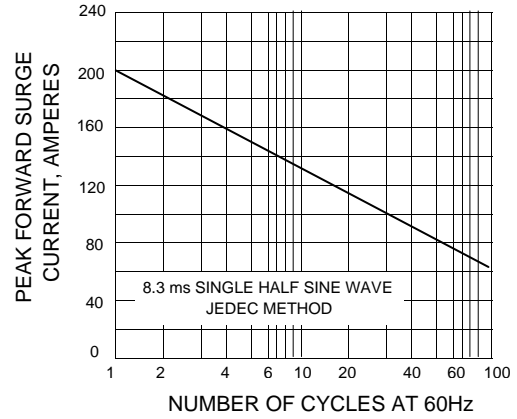


FIG.3 - STEADY STATE POWER DERATING

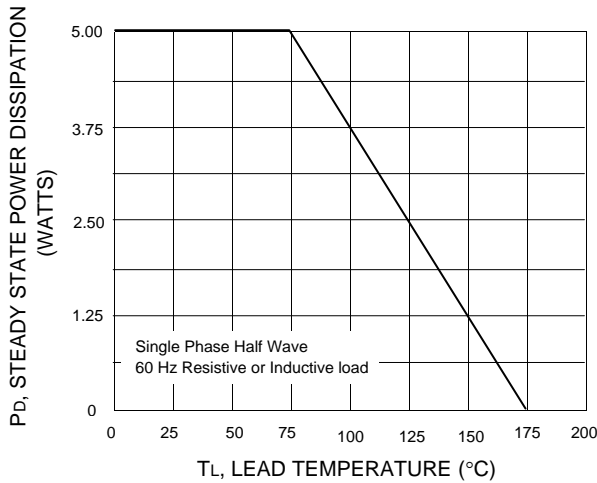


FIG.4 - PULSE RATING CURVE

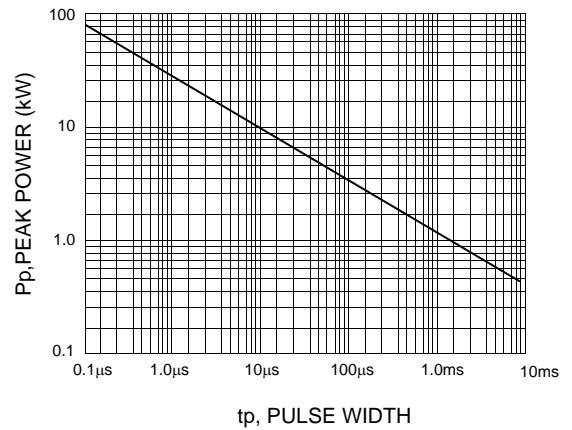


FIG.5 - PULSE WAVEFORM

