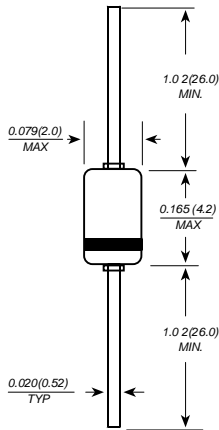


Data Sheet 2594, Rev. -

BZX55C-SERIES
ZENER DIODES

Zener Voltage: 2.4-180V Peak Pulse Power: 500mW

DO-35(GLASS)



Dimensions in inches and (millimeters)

FEATURE

- ◆ Low zener impedance
- ◆ Low regulation factor
- ◆ Glass passivated junction
- ◆ High temperature soldering guaranteed:
260°C/10S/9.5mm lead length at 5 lbs tension

MECHANICAL DATA

Case: JEDEC DO-35(GLASS) molded glass body
Terminals: Plated axial leads, solderable per MIL-STD 750, method 2026
Polarity: Color band denotes cathode end
Mounting Position: Any
Weight: 0.005 ounce, 0.14 grams

MAXIMUM RATINGS AND ELECTRICAL CHARACTERISTICS

Ratings at 25°C ambient temperature unless otherwise specified.

	SYMBOLS	VALUE	UNITS
Zener Current see Table Characteristics			
Power Dissipation at Tamb=25°C(Note 1)	P _{tot}	500	mW
Junction Temperature	T _j	200	°C
Storage Temperature Range	T _{STG}	-65 to + 200	°C
Thermal resistance junction ambient(Note 1)	R _{θJA}	0.3	K/mW
Forward voltage at I _F =100mA	V _F	1.0	V

Note 1: Valid provided that leads at a distance of 10mm from case are kept at ambient temperature

Data Sheet 2594, Rev. -

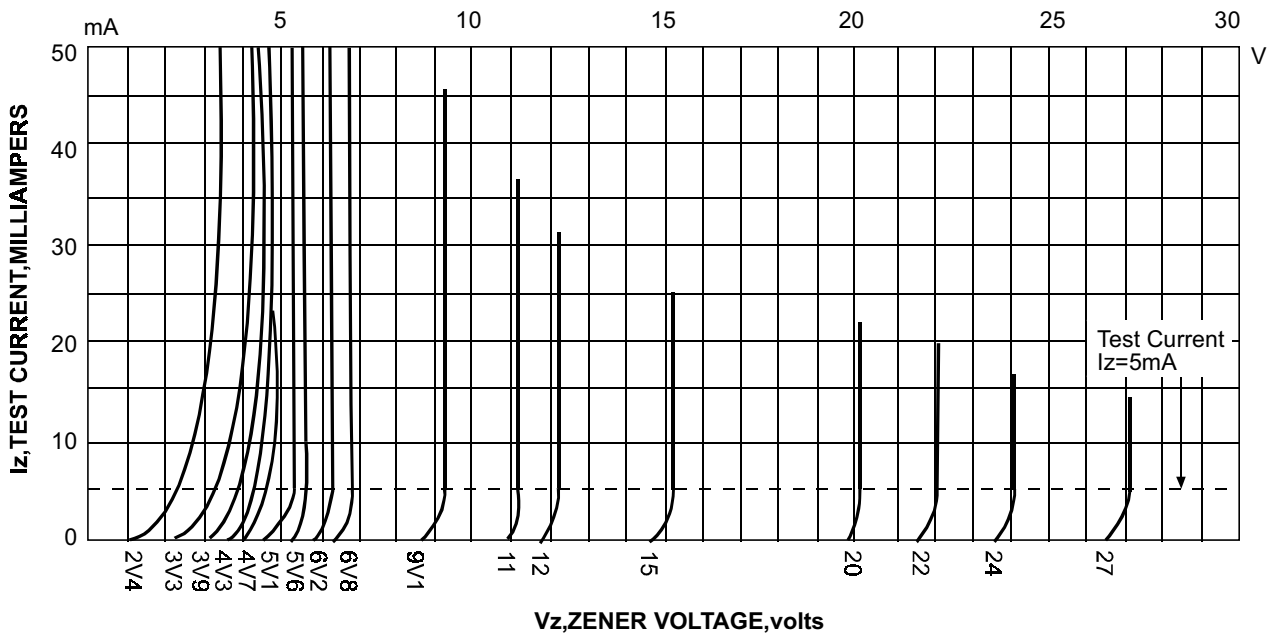
ELECTRICAL CHARACTERISTICS (at TA=25°C unless otherwise noted)

Device Type	Nominal Zener Voltage Vz@Izr		Test Current Izr mA	Maximum Zener Impedance			Maximum Reverse Leakage Current		Typical Temperature Coefficient (%/°C)	Maximum Regulator Current IzM mA
	Min	Max		Zzt@Izr	Zzk@Izk	Izk	IR	@VR		
				Ohms	Ohms	mA	µA	Volts		
BZX55C2V4	2.28	2.56	5.0	85	600	1.0	50	1.0	-0.085	155
BZX55C2V7	2.5	2.9	5.0	85	600	1.0	10	1.0	-0.080	135
BZX55C3V0	2.8	3.2	5.0	85	600	1.0	4.0	1.0	-0.075	125
BZX55C3V3	3.1	3.5	5.0	85	600	1.0	2.0	1.0	-0.070	115
BZX55C3V6	3.4	3.8	5.0	85	600	1.0	2.0	1.0	-0.065	105
BZX55C3V9	3.7	4.1	5.0	85	600	1.0	2.0	1.0	-0.060	95
BZX55C4C3	4.0	4.6	5.0	75	600	1.0	1.0	1.0	±0.055	90
BZX55C4V7	4.4	5.0	5.0	60	600	1.0	0.5	1.0	±0.030	85
BZX55C5V1	4.8	5.4	5.0	35	550	1.0	0.1	1.0	±0.030	80
BZX55C5V6	5.2	6.0	5.0	25	450	1.0	0.1	1.0	+0.038	70
BZX55C6V2	5.8	6.6	5.0	10	200	1.0	0.1	2.0	+0.045	64
BZX55C6V8	6.4	7.2	5.0	8.0	150	1.0	0.1	3.0	+0.050	58
BZX55C7V5	7.0	7.9	5.0	7.0	50	1.0	0.1	5.0	+0.058	53
BZX55C8V2	7.7	8.7	5.0	7.0	50	1.0	0.1	6.2	+0.062	74
BZX55C9V1	8.5	9.6	5.0	10	50	1.0	0.1	6.8	+0.068	43
BZX55C10	9.4	10.6	5.0	15	70	1.0	0.1	7.5	+0.075	40
BZX55C11	10.4	11.6	5.0	20	70	1.0	0.1	8.2	+0.076	36
BZX55C12	11.4	12.7	5.0	20	90	1.0	0.1	9.1	+0.077	32
BZX55C13	12.4	14.1	5.0	26	110	1.0	0.1	10	+0.079	29
BZX55C15	13.8	15.6	5.0	30	110	1.0	0.1	11	+0.082	27
BZX55C16	15.3	17.1	5.0	40	170	1.0	0.1	12	+0.083	24
BZX55C18	16.8	19.1	5.0	50	170	1.0	0.1	13	+0.085	21
BZX55C20	18.8	21.2	5.0	55	220	1.0	0.1	15	+0.086	20
BZX55C22	20.8	23.3	5.0	55	220	1.0	0.1	16	+0.087	18
BZX55C24	22.8	25.6	5.0	80	220	1.0	0.1	18	+0.088	16
BZX55C27	25.1	28.9	5.0	80	220	1.0	0.1	20	+0.090	14
BZX55C30	28	32	5.0	80	220	1.0	0.1	22	+0.091	13
BZX55C33	31	35	5.0	80	220	1.0	0.1	24	+0.092	12
BZX55C36	34	38	5.0	80	220	1.0	0.1	27	+0.093	11
BZX55C39	37	41	2.5	90	500	0.5	0.1	30	+0.094	10
BZX55C43	40	46	2.5	90	600	0.5	0.1	33	+0.095	9.2
BZX55C47	44	50	2.5	110	700	0.5	0.1	36	+0.095	8.5
BZX55C51	48	54	2.5	125	700	0.5	0.1	39	+0.096	7.8
BZX55C56	52	60	2.5	135	1000	0.5	0.1	43	+0.096	7.0
BZX55C62	58	66	2.5	150	1000	0.5	0.1	47	+0.096	6.4
BZX55C68	64	72	2.5	200	1000	0.5	0.1	51	+0.096	5.9
BZX55C75	70	80	2.5	250	1500	0.5	0.1	56	+0.096	5.3
BZX55C82	77	87	2.5	300	2000	0.5	0.1	62	+0.096	4.8
BZX55C91	85	96	1.0	450	5000	0.1	0.1	68	+0.096	4.4
BZX55C100	94	106	1.0	450	5000	0.1	0.1	75	+0.096	4.0
BZX55C110	104	116	1.0	600	5000	0.1	0.1	82	+0.096	3.6
BZX55C120	114	127	1.0	800	5000	0.1	0.1	91	+0.096	3.3
BZX55C130	124	141	1.0	1000	5000	0.1	0.1	100	+0.096	3.0
BZX55C150	138	156	1.0	1200	5000	0.1	0.1	110	+0.096	2.6
BZX55C160	153	171	1.0	1500	5000	0.1	0.1	120	+0.096	2.5
BZX55C180	168	191	1.0	1800	5000	0.1	0.1	130	+0.096	2.2
BZX55C188	188	212	1.0	2000	5000	0.1	0.1	150	+0.096	2.0

Data Sheet 2594, Rev. -

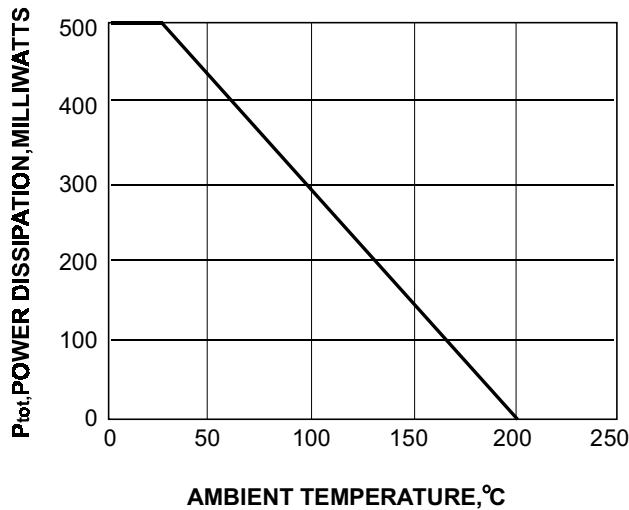
RATINGS AND CHARACTERISTIC CURVES BZX55-SERIES

Breakdown characteristics



Admissible power dissipation versus ambient temperature

Valid provided that leads are kept at ambient temperature at a distance of 10mm from case



TECHNICAL DATA

DISCLAIMER:

- 1- The information given herein, including the specifications and dimensions, is subject to change without prior notice to improve product characteristics. Before ordering, purchasers are advised to contact the Sensitron Semiconductor sales department for the latest version of the datasheet(s).
- 2- In cases where extremely high reliability is required (such as use in nuclear power control, aerospace and aviation, traffic equipment, medical equipment, and safety equipment), safety should be ensured by using semiconductor devices that feature assured safety or by means of users' fail-safe precautions or other arrangement.
- 3- In no event shall Sensitron Semiconductor be liable for any damages that may result from an accident or any other cause during operation of the user's units according to the datasheet(s). Sensitron Semiconductor assumes no responsibility for any intellectual property claims or any other problems that may result from applications of information, products or circuits described in the datasheets.
- 4- In no event shall Sensitron Semiconductor be liable for any failure in a semiconductor device or any secondary damage resulting from use at a value exceeding the absolute maximum rating.
- 5- No license is granted by the datasheet(s) under any patents or other rights of any third party or Sensitron Semiconductor.
- 6- The datasheet(s) may not be reproduced or duplicated, in any form, in whole or part, without the expressed written permission of Sensitron Semiconductor.
- 7- The products (technologies) described in the datasheet(s) are not to be provided to any party whose purpose in their application will hinder maintenance of international peace and safety nor are they to be applied to that purpose by their direct purchasers or any third party. When exporting these products (technologies), the necessary procedures are to be taken in accordance with related laws and regulations.