

# DATA SHEET

## SURFACE-MOUNT CERAMIC MULTILAYER CAPACITORS

Class 1, NP0  
50 V TO 500 V

www.pdf.support



## Surface-mount ceramic multilayer capacitors

## Class 1, NP0 50 V to 500V

### FEATURES

- Six standard sizes
- High capacitance per unit volume
- Supplied in tape on reel or in bulk case (case sizes 0402, 0603 and 0805 only)
- For high frequency applications
- NiSn terminations.

### APPLICATIONS

- Consumer electronics
- Telecommunications
- Automotive
- Data processing.

### DESCRIPTION

The capacitor consists of a rectangular block of ceramic dielectric in which a number of interleaved precious metal electrodes are contained. This structure gives rise to a high capacitance per unit volume.

The inner electrodes are connected to the two terminations, silver dipped with a barrier layer of plated nickel and finally covered with a layer of plated tin (NiSn). A cross section of the structure is shown in Fig.1.

### QUICK REFERENCE DATA

DESCRIPTION	VALUE
Rated voltage $U_r$ (DC)	50 V, 100 V, 200 V and 500 V (IEC)
Capacitance range (E12 series); note 1: 50 V; note 2 100 V 200 V 500 V	0.47 pF to 22 nF 10 pF to 22 nF 10 pF to 5.6 nF 10 pF to 3.3 nF
Tolerance on capacitance: $C \geq 10$ pF $C < 10$ pF	$\pm 5\%$ ; $\pm 2\%$ ; $\pm 1\%$ $\pm 0.5$ pF; $\pm 0.25$ pF; $\pm 0.1$ pF
Test voltage (DC) for 1 minute: 50 V and 100 V 200 V 500 V	$2.5 \times U_r$ $3 \times U_r$ $2 \times U_r$
Sectional specifications	IEC 60384-10 second edition 1989-04; also based on CECC 32 100
Detailed specification	based on CECC 32 101-801
Climatic category (IEC 60068)	55/125/56

### Notes

1. Other values below 10 pF and non E12 series are available on request.
2. Also applicable for applications up to 63 V.

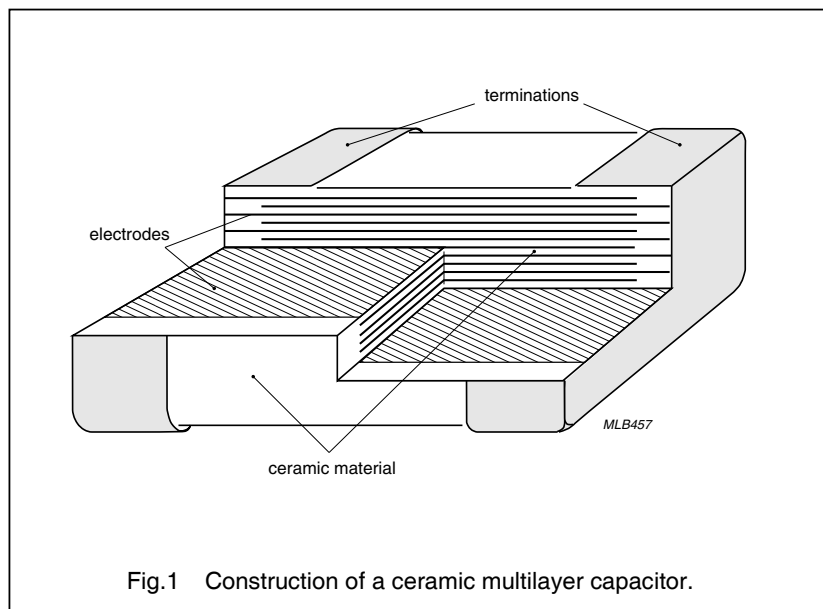
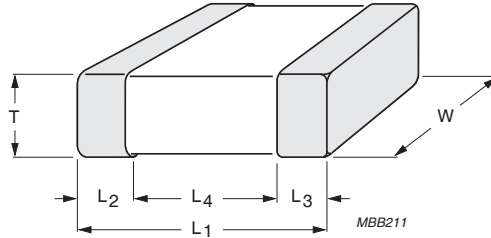


Fig.1 Construction of a ceramic multilayer capacitor.

# Surface-mount ceramic multilayer capacitors

## Class 1, NP0 50 V to 500V

### MECHANICAL DATA



For dimensions see Table 1.

Fig.2. Component outline.

### Physical dimensions

Table 1 Capacitor dimensions

CASE SIZE	L <sub>1</sub>	W	T		L <sub>2</sub> and L <sub>3</sub>		L <sub>4</sub> MIN.
			MIN.	MAX.	MIN.	MAX.	
<b>Dimensions in millimetres</b>							
0402	1.0 ±0.05	0.5 ±0.05	0.45	0.55	0.20	0.30	0.40
0603	1.6 ±0.10	0.8 ±0.07	0.73	0.87	0.25	0.65	0.40
0805	2.0 ±0.10	1.25 ±0.10	0.50	1.35	0.25	0.75	0.55
1206	3.2 ±0.15	1.6 ±0.15	0.50	1.25	0.25	0.75	1.40
1210	3.2 ±0.20	2.5 ±0.20	0.50	1.75	0.25	0.75	1.40
1812	4.5 ±0.20	3.2 ±0.20	0.50	1.30	0.25	0.75	2.20
<b>Dimensions in inches</b>							
0402	0.040 ±0.002	0.020 ±0.002	0.018	0.022	0.008	0.012	0.016
0603	0.063 ±0.004	0.032 ±0.003	0.029	0.035	0.010	0.026	0.016
0805	0.079 ±0.004	0.049 ±0.004	0.020	0.053	0.010	0.030	0.022
1206	0.126 ±0.006	0.063 ±0.006	0.020	0.049	0.010	0.030	0.056
1210	0.126 ±0.008	0.098 ±0.008	0.020	0.069	0.010	0.030	0.056
1812	0.177 ±0.008	0.126 ±0.008	0.020	0.051	0.010	0.030	0.088

**Surface-mount ceramic  
multilayer capacitors**
**Class 1, NP0  
50 V to 500V**
**SELECTION CHART FOR 50 V**

C (pF)	LAST THREE DIGITS OF 12NC	50 V					
		0402	0603	0805	1206	1210	1812
0.47	477						
0.56	567						
0.68	687						
0.82	827						
1.0	108						
1.2	128						
1.5	158						
1.8	188						
2.2	228						
2.7	278						
3.3	338						
3.9	398						
4.7	478						
5.6	568						
6.8	688	0.5 ±0.05	0.8 ±0.07	0.6 ±0.1	0.6 ±0.1		
8.2	828						
10	109						
12	129						
15	159						
18	189						
22	229						
27	279					0.5 to 1.0	
33	339						
39	399						
47	479						
56	569						
68	689						
82	829						

**Note**

1. Values in shaded cells indicate thickness class.

**Surface-mount ceramic  
multilayer capacitors**
**Class 1, NP0  
50 V to 500V**
**SELECTION CHART FOR 50 V (CONTINUED)**

C (pF)	LAST THREE DIGITS OF 12NC	50 V					
		0402	0603	0805	1206	1210	1812
100	101						
120	121						
150	151	0.5 ±0.05					
180	181						
220	221						
270	271		0.8 ±0.07				
330	331			0.6 ±0.1			
390	391						
470	471				0.6 ±0.1		
560	561						
680	681						
820	821						
1,000	102					0.5 to 1.0	
1,200	122						
1,500	152			0.85 ±0.1			
1,800	182						
2,200	222			1.25 ±0.1			0.5 to 1.0
2,700	272						
3,300	332						
3,900	392				0.85 ±0.1		
4,700	472						
5,600	562				1.15 ±0.1		
6,800	682						
8,200	822						
10,000	103						
12,000	123						
15,000	153						
18,000	183						0.9 to 1.3
22,000	223						

**Note**

1. Values in shaded cells indicate thickness class.

## Surface-mount ceramic multilayer capacitors

## Class 1, NP0 50 V to 500V

### Thickness classification and packing quantities

THICKNESS CLASSIFICATION (mm)	8 mm TAPE WIDTH QUANTITY PER REEL				12 mm TAPE WIDTH QUANTITY PER REEL	QUANTITY PER BULK CASE		
	Ø180 mm; 7"		Ø330 mm; 13"		Ø180 mm; 7" BLISTER			
	PAPER	BLISTER	PAPER	BLISTER	1812	0402	0603	0805
0.5 ±0.05	10,000	–	50,000	–	–	50,000	–	–
0.6 ±0.1	4,000	–	20,000	–	–	–	–	10,000
0.8 ±0.07	4,000	–	15,000	–	–	–	15,000	–
0.85 ±0.1	4,000	–	15,000	–	–	–	–	8,000
0.5 to 1.0	–	4,000	–	10,000	2,000	–	–	–
0.9 to 1.3	–	3,000	–	10,000	1 500	–	–	–
1.15 ±0.1	–	3,000	–	10,000	–	–	–	–
1.25 ±0.1	–	3,000	–	10,000	–	–	–	5,000

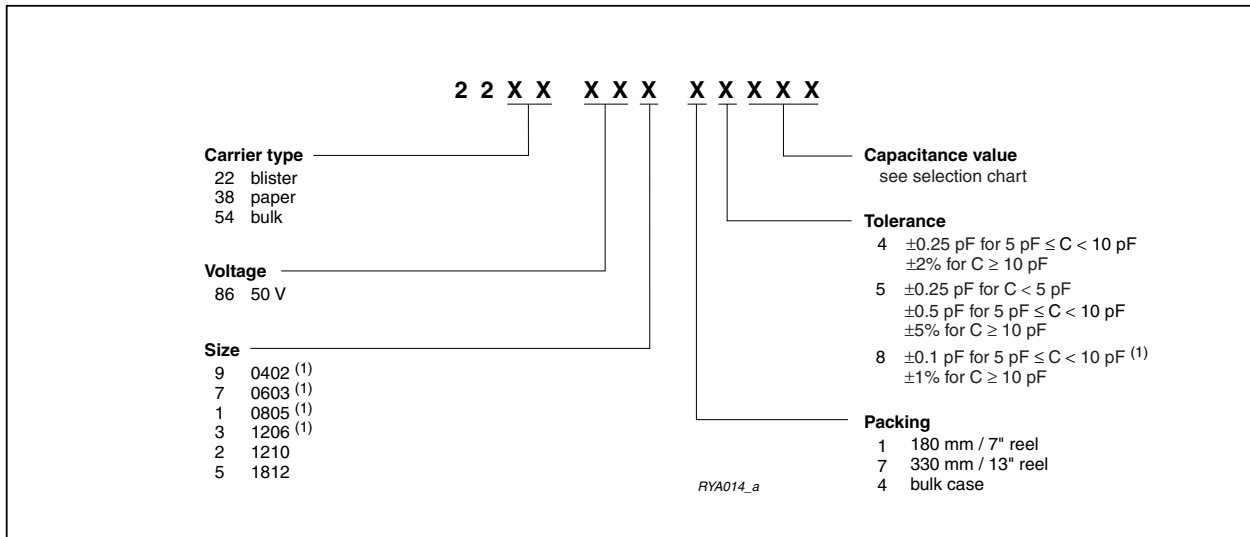
## Surface-mount ceramic multilayer capacitors

## Class 1, NP0 50 V to 500V

### ORDERING INFORMATION FOR 50 V

Components may be ordered by using either a Phycomp's unique 12NC or simple 15-digit clear text code.

#### Ordering code 12NC (preferred)



#### Note

- $\pm 1\%$  only available in 0402, 0603, 0805, and 1206.

#### Clear text code

Example: 0805CG102J9B200

Size Code	Temp. Char.	Capacitance	Tol.	Vol.	Termination	Packing	Marking	Series
0402 <sup>(1)</sup> 0603 <sup>(1)</sup> 0805 <sup>(1)</sup> 1206 <sup>(1)</sup> 1210 1812	CG = NP0	102 = 1000 pF; the third digit signifies the multiplying factor. 8 = $\times 0.01$ 9 = $\times 0.1$ 0 = $\times 1$ 1 = $\times 10$ 2 = $\times 100$ 3 = $\times 1000$	B = $\pm 0.1$ pF C = $\pm 0.25$ pF D = $\pm 0.5$ pF F = $\pm 1\%$ G = $\pm 2\%$ J = $\pm 5\%$	9 = 50 V	B = NiSn	2 = 180 mm; 7" paper 3 = 330 mm; 13" paper B = 180 mm; 7" blister F = 330 mm; 13" blister P = bulk case	0 = no marking	0 = conv. ceramic

#### Note

- $\pm 1\%$  only available in 0402, 0603, 0805, and 1206.

**Surface-mount ceramic  
multilayer capacitors**
**Class 1, NP0  
50 V to 500V**
**SELECTION CHART FOR 100 V**

C (pF)	LAST TWO DIGITS OF 12NC	100 V				
		0603	0805	1206	1210	1812
10	23					
12	24					
15	25					
18	26					
22	27					
27	28					
33	29					
39	31					
47	32					
56	33					
68	34					
82	35	0.8 ±0.07	0.6 ±0.1	0.6 ±0.1		
100	36					
120	37					
150	38					
180	39					
220	41					
270	42					
330	43					
390	44					
470	45					
560	46					
680	47					
820	48					

**Note**

1. Values in shaded cells indicate thickness class.



**Surface-mount ceramic  
multilayer capacitors**
**Class 1, NP0  
50 V to 500V**
**SELECTION CHART FOR 100 V (CONTINUED)**

C (pF)	LAST TWO DIGITS OF 12NC	100 V				
		0603	0805	1206	1210	1812
1,000	49		0.6 ±0.1			
1,200	51					
1,500	52		0.85 ±0.1	0.6 ±0.1		
1,800	53					
2,200	54		1.25 ±0.1			
2,700	55					
3,300	56					
3,900	57			0.85 ±0.1		
4,700	58					
5,600	59			1.15 ±0.1		
6,800	61					
8,200	62				0.5 to 1.0	
10,000	63					
12,000	64					0.5 to 1.0
15,000	65					
18,000	66					0.9 to 1.3
22,000	67					

**Note**

1. Values in shaded cells indicate thickness class.

# Surface-mount ceramic multilayer capacitors

## Class 1, NP0 50 V to 500V

### SELECTION CHART FOR 200 V AND 250 V

C (pF)	LAST TWO DIGITS OF 12NC	200 V				250 V			
		0805	1206	1210	1812	0805	1206	1210	1812
10	23								
12	24								
15	25								
18	26								
22	27								
27	28								
33	29								
39	31								
47	32	0.6 ±0.1	0.6 ±0.1			0.6 ±0.1	0.6 ±0.1		
56	33								
68	34								
82	35								
100	36								
120	37								
150	38								
180	39								
220	41								
270	42								
330	43	0.85 ±0.1				0.85 ±0.1			
390	44								
470	45		0.85 ±0.1				0.85 ±0.1		
560	46	1.25 ±0.1				1.25 ±0.1			
680	47								
820	48								
1,000	49								
1,200	51								
1,500	52		1.15 ±0.1				1.15 ±0.1		
1,800	53			0.8 to 1.0				0.8 to 1.0	
2,200	54								
2,700	55			0.9 to 1.3				0.9 to 1.3	
3,300	56								
3,900	57				0.8 to 1.0				0.8 to 1.0
4,700	58				0.9 to 1.3				0.9 to 1.3
5,600	59								

#### Note

1. Values in shaded cells indicate thickness class.

**Surface-mount ceramic  
multilayer capacitors**
**Class 1, NP0  
50 V to 500V**
**SELECTION CHART FOR 500 V**

C (pF)	LAST TWO DIGITS OF 12NC	500 V		
		1206	1210	1812
10	23			
12	24			
15	25			
18	26			
22	27			
27	28			
33	29			
39	31			
47	32	0.6 ±0.1		
56	33			
68	34			
82	35			
100	36			
120	37			
150	38			
180	39			
220	41		0.8 to 1.0	
270	42			
330	43	0.85 ±0.1		
390	44			
470	45			
560	46			
680	47	1.15 ±0.1		
820	48			
1,000	49			
1,200	51		0.9 to 1.3	
1,500	52			
1,800	53		1.2 to 1.75	
2,200	54			
2,700	55			0.9 to 1.3
3,300	56			
3,900	57			
4,700	58			
5,600	59			

**Note**

1. Values in shaded cells indicate thickness class.

**Surface-mount ceramic  
multilayer capacitors**
**Class 1, NP0  
50 V to 500V**
**Thickness classification and packing quantities**

THICKNESS CLASSIFICATION (mm)	8 mm TAPE WIDTH QUANTITY PER REEL				12 mm TAPE WIDTH QUANTITY PER REEL	QUANTITY PER BULK CASE	
	Ø180 mm; 7"		Ø330 mm; 13"		Ø180 mm; 7" BLISTER	0603	0805
	PAPER	BLISTER	PAPER	BLISTER	1812		
0.6 ±0.1	4,000	–	20,000	–	–	–	10,000
0.8 ±0.07	4,000	–	15,000	–	–	15,000	–
0.85 ±0.1	4,000	–	15,000	–	–	–	8,000
0.8 to 1.0	–	4,000	–	10,000	2,000	–	–
0.9 to 1.3	–	3,000	–	10,000	1 500	–	–
1.15 ±0.1	–	3,000	–	10,000	–	–	–
1.25 ±0.1	–	3,000	–	10,000	–	–	5,000
1.2 to 1.75	–	2 500	–	10,000	1 200	–	–

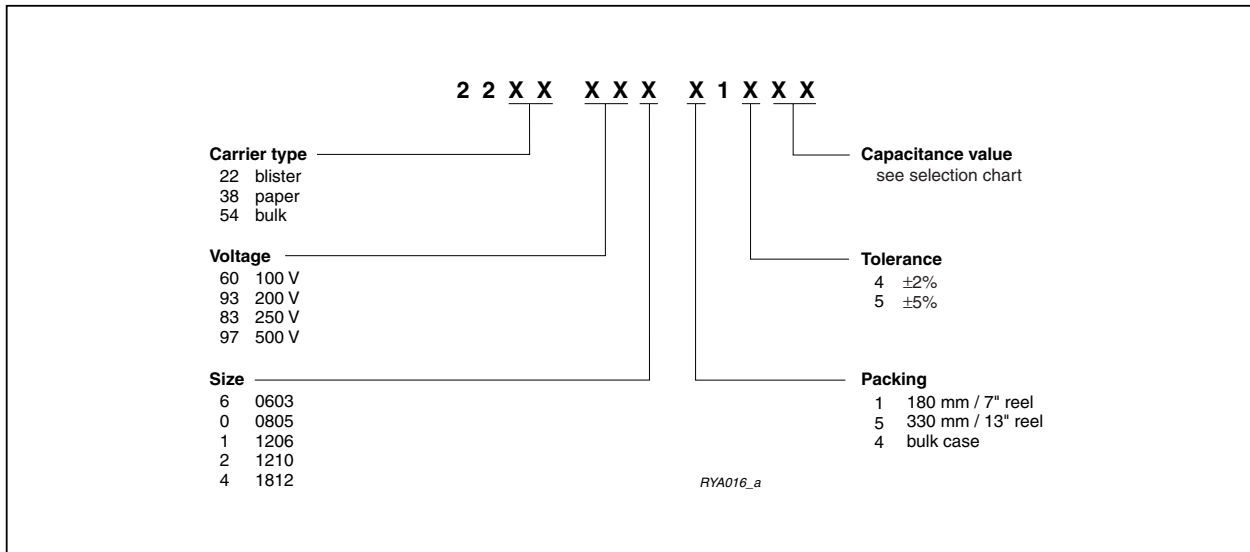
## Surface-mount ceramic multilayer capacitors

## Class 1, NP0 50 V to 500V

### ORDERING INFORMATION FOR 100 V TO 500 V

Components may be ordered by using either a Phycomp's unique 12NC or simple 15-digit clear text code.

#### Ordering code 12NC (preferred)



#### Clear text code

Example: 1206CG102GBB200

Size Code	Temp. Char.	Capacitance	Tol.	Vol.	Termination	Packing	Marking	Series
0805 1206 1210 1812	CG = NP0	102 = 1000 pF; the third digit signifies the multiplying factor: 0 = × 1 1 = × 10 2 = × 100 3 = × 1000	G = ±2% J = ±5%	0 = 100 V B = 200 V C = 250 V D = 500 V	B = NiSn	2 = 180 mm; 7" paper 3 = 330 mm; 13" paper B = 180 mm; 7" blister F = 330 mm; 13" blister P = bulk case	0 = no marking	0 = conv. ceramic

## Surface-mount ceramic multilayer capacitors

## Class 1, NP0 50 V to 500V

### ELECTRICAL CHARACTERISTICS

#### Class 1 capacitors; NP0 dielectric; NiSn terminations

Unless otherwise stated all electrical values apply at an ambient temperature of  $20 \pm 1$  °C, an atmospheric pressure of 86 to 106 kPa, and a relative humidity of 63 to 67%.

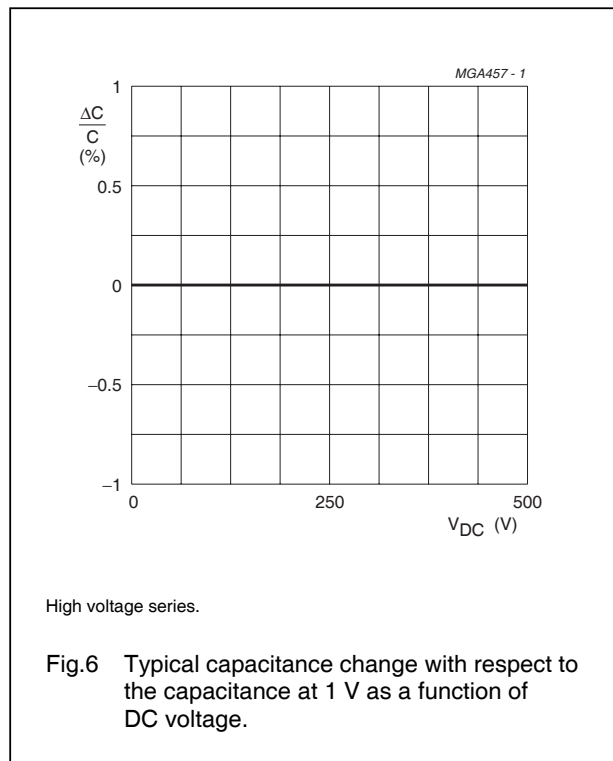
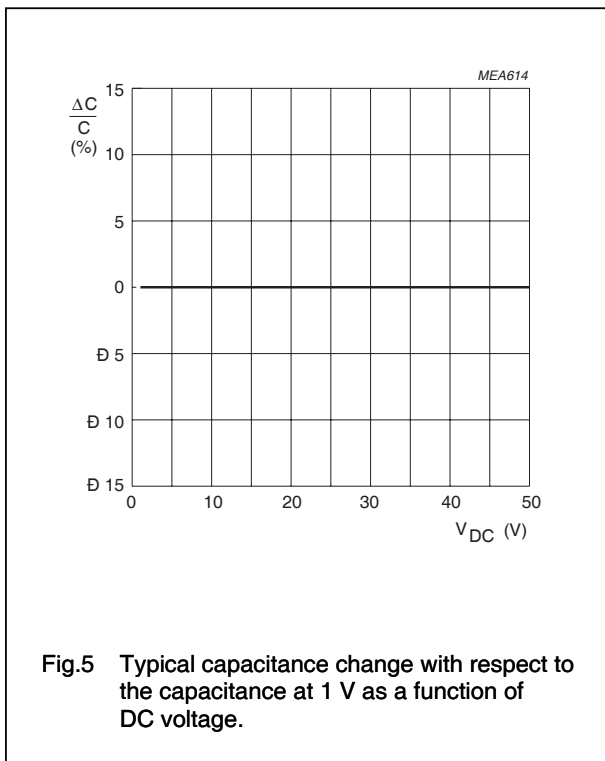
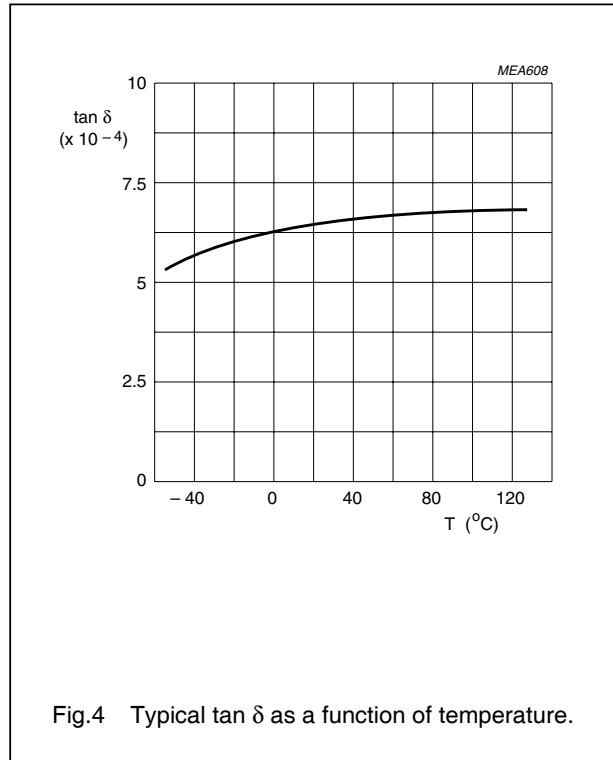
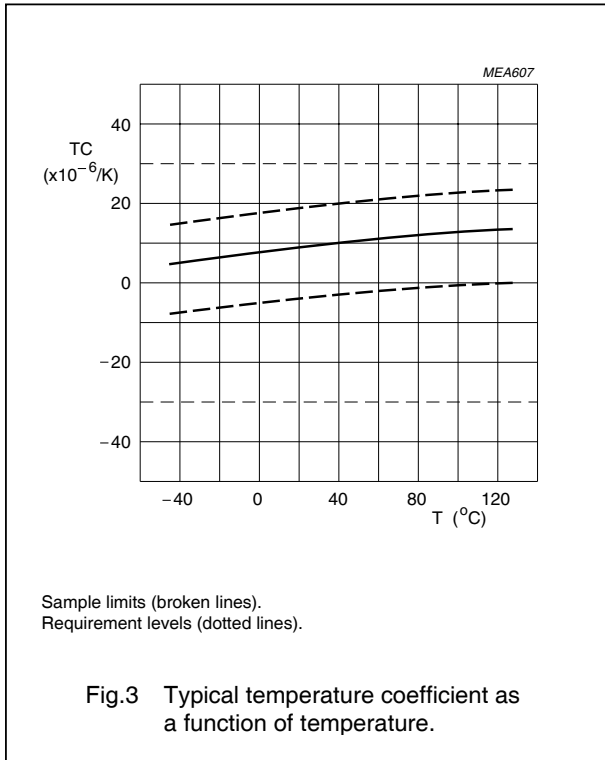
DESCRIPTION	VALUE
Capacitance range (E12 series); note 1 50 V 100 V 200 V 500 V	0.47 pF to 22 nF 10 pF to 22 nF 10 pF to 5.6 nF 10 pF to 3.3 nF
Tolerance on capacitance after 1,000 hours $C \geq 10$ pF $5 \text{ pF} \leq C < 10$ pF $C < 5$ pF	$\pm 5\%$ ; $\pm 2\%$ $\pm 0.5$ pF, $\pm 0.25$ pF $\pm 0.25$ pF
Tan $\delta$ ; note 1 $C < 10$ pF  $C \geq 10$ pF	$\leq 10 \left( \frac{3}{C} + 0.7 \right) \times 10^{-4}$ or $30 \times 10^{-4}$ , whichever is smallest  $\leq 10 \times 10^{-4}$
Insulation resistance after 1 minute at $U_r$ (DC)	$R_{ins} > 10 \text{ G}\Omega$
Temperature coefficient: $C < 10$ pF $C \geq 10$ pF	$(0 \pm 150) \times 10^{-6}/\text{K}$ ; note 2 $(0 \pm 30) \times 10^{-6}/\text{K}$ ; note 2
Ageing	not applicable

#### Notes

1. Measured at 1 V, 1 MHz for  $C \leq 1000$  pF and 1 V, 1 kHz for  $C > 1,000$  pF, using a four-gauge method.
2. For sizes 0402 and 0603 all capacitance values from 0.47 pF to 150 pF have a temperature coefficient of  $(0 \pm 30) \times 10^{-6}/\text{K}$ .

**Surface-mount ceramic  
multilayer capacitors**

**Class 1, NP0  
50 V to 500V**



**Surface-mount ceramic  
multilayer capacitors****Class 1, NP0  
50 V to 500V****REVISION HISTORY**

<b>Revision</b>	<b>Date</b>	<b>Change Notification</b>	<b>Description</b>
Rev.6	2001 Jul 16	-	- Converted to Phycomp brand - Highest value in 50 V range reduced from 47 nF to 33 nF - Various thickness classes corrected - Products in 2020 case size removed - AgPd finishing for terminations no longer supported
Rev.7	2003 Mar 21	-	- Updated company logo
Rev.8	2003 Jul 24	-	- Cover page revised
Rev.9	2004 Apr 27	-	- "Silver palladium (AgPd)" in the description on page 2 deleted
Rev.10	2004 Jul 06	-	- Insulation resistance updated!!





Innovative Service Around the Globe

**YAGEO**

[print-friendly version](#)



### Product Detail Information

Product Group	Multilayer Capacitor Chips and Arrays
Ordering Code	CC1206ZRY5V9BB104
Ordering Code	223858119812
Unified CTC	C1206ZRY5V9BB104
Additional Product Code	12062F104Z9B20D
Description	General purpose, 1206, Y5V, 100nF, -20/+80%, 50V, 7" paper
Status	Standard
Size Code	1206
Capacitance Tolerance	-20/+80%
Packing Style	Paper Tape & 180mm (7") Reel
Dielectric Material (TC)	Y5V
Rated Voltage	50V
Capacitance	100 nF

Related Data Sheets, Catalogs and Application Notes:

[Datasheet - Y5V 16/25/50 V, Rev.11 \[246 kb\]](#)

[Product Selection Guide 2008 \(revision 1\) \[3.65 MB\]](#)

[Yageo Passive Components 2008 \[3.26 mb\]](#)

[Environmental declaration](#)

[Appl. note - DC, AC and Pulse load of Multilayer Ceramic Capacitors \[308 kb\]](#)

[MLCC sample kits \[177 kb\]](#)

[Appl. manual - MLCC application manual \[577 kb\]](#)

[Datasheet - MLCC introduction, Rev.9 \[98 kb\]](#)

[Datasheet - MLCC general data of packing, labelling, mounting, tests & requirements; Rev.7 \[159 kb\]](#)

[Flowchart - Quality Flowchart, Rev.4 \[80kb\]](#)

[Calculation tool - MLCC Spice Data](#)

[General info - Standard Values in a Decade \[8.39 kb\]](#)

[Requirements, Rev.7 \[158 kb\]](#)

For optimal printing of Data sheets print from page 2 of the PDF.

Note Clear Text Codes in the data sheets can differ from the Clear Text Codes displayed above.

The CTC displayed above is a new code which has been introduced to align product codes in the complete Yageo organisation. You can search products with the CTC displayed in the data sheet by using the competitor part number search function.

Documents are in PDF format so to view and print them you will need [Adobe Acrobat Reader](#) installed on your computer. This is available free of charge.

**Phycomp**  **FERROXCUBE VITROHM**

Copyright © 2002-2005 Yageo Corporation

[Privacy Policy](#) | [Access to and use of this web site is subject to the following Terms of use](#)

[Springsite Technology](#)