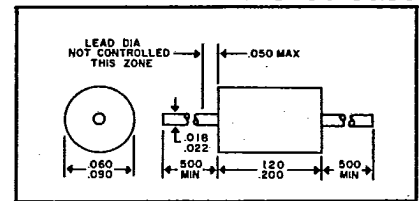


ZENER DIODES

400mW

DO-35 Case

Type†	Nominal Zener Voltage	Test Current	Maximum‡ Dynamic Impedance	Typical Temperature Coefficient
	Vz @ IzT	IzT	ZzT @ IzT	Tc
	V	mA	Ω	%/°C
1N957	6.8	18.5	4.5	.040
1N958	7.5	16.5	5.5	.045
1N959	8.2	15.0	6.5	.048
1N960	9.1	14.0	7.5	.051
1N961	10.0	12.5	8.5	.055
1N962	11	11.5	9.5	.060
1N963	12	10.5	11.5	.065
1N964	13	9.5	13.0	.065
1N965	15	8.5	16.0	.070
1N966	16	7.8	17.0	.070
1N967	18	7.0	21	.075
1N968	20	6.2	25	.075
1N969	22	5.6	29	.080
1N970	24	5.2	33	.080
1N971	27	4.6	41	.085
1N972	30	4.2	49	.085
1N973	33	3.8	58	.085
1N974	36	3.4	70	.092
1N975	39	3.2	80	.093
1N976	43	3.0	93	.094
1N977	47	2.7	105	.095
1N978	51	2.5	125	.095
1N979	56	2.2	150	.096
1N980	62	2.0	185	.096
1N981	68	1.8	230	.097



†Standard tolerance of 5, 10, and 20% are available — no suffix is ±20% tolerance, "A" suffix is ±10% tolerance, and "B" suffix is ±5.0% tolerance.  
 ‡Zener impedance is derived from the 1kHz voltage created when AC current with RMS value of 10% of DC zener test current is superimposed on the test current.


400mW

DO-35 Case

Type†	Nominal Zener Voltage	Test Current	Maximum‡ Dynamic Impedance	Typical Temperature Coefficient
	Vz @ IzT	IzT	ZzT @ IzT	Tc
	V	mA	Ω	%/°C
BZY88C6V8	6.8	5	3.0	—
BZY88C7V5	7.5		3.0	—
BZY88C8V2	8.2		3.5	—
BZY88C9V1	9.1		4.7	—
BZY88C10	10.0		25.0	—
BZY88C11	11	5	35	—
BZY88C12	12		35	—
BZY88C13	13		35	—
BZY88C15	15		40	—
BZY88C16	16		45	—
BZY88C18	18	5	50	—
BZY88C20	20		60	—
BZY88C22	22		65	—
BZY88C24	24		75	—

†Standard tolerance of ±5.0%.  
 ‡Zener impedance is derived from the 1kHz voltage created when AC current with RMS value of 10% of DC zener test current is superimposed on the test current.

DO-35 Case



500mW

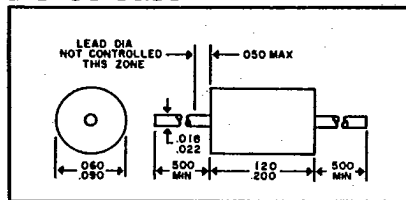
DO-35 Case

Type†	Nominal Zener Voltage	Test Current	Maximum‡ Dynamic Impedance	Typical Temperature Coefficient
	Vz @ IzT	IzT	ZzT @ IzT	Tc
	V	mA	Ω	%/°C
1N5226	3.3	20	28	-.070
1N5227	3.6		24	-.065
1N5228	3.9		23	-.060
1N5229	4.3		22	±.055
1N5230	4.7		19	±.030
1N5231	5.1	20	17	±.030
1N5232	5.6		11	±.038
1N5233	6.0		7	.038
1N5234	6.2		7	.045
1N5235	6.8	20	5	.050
1N5236	7.5		6	.058
1N5237	8.2		8	.062
1N5238	8.7		8	.065
1N5239	9.1		10	.068



**ZENER DIODES**

**DO-35 Case**




**500mW**

**DO-35 Case**

Type†	Nominal Zener Voltage	Test Current	Maximum‡ Dynamic Impedance	Typical Temperature Coefficient
	Vz @ Izt	Izt	Zzt @ Izt	Tc
	V	mA	Ω	%/°C
1N5240	10	20.0	17	.075
1N5241	11	20.0	22	.076
1N5242	12	20.0	30	.077
1N5243	13	9.5	13	.079
1N5244	14	9.0	15	.082
1N5245	15	8.5	16	.082
1N5246	16	7.8	17	.083
1N5247	17	7.4	19	.084
1N5248	18	7.0	21	.085
1N5249	19	6.6	23	.086
1N5250	20	6.2	25	.086
1N5251	22	5.6	29	.087
1N5252	24	5.2	33	.088
1N5253	25	5.0	35	.089
1N5254	27	4.6	41	.090
1N5255	28	4.5	44	.091
1N5256	30	4.2	49	.091
1N5257	33	3.8	58	.092
1N5258	36	3.4	70	.093
1N5259	39	3.2	80	.094
1N5260	43	3.0	93	.095
1N5261	47	2.7	105	.095
1N5262	51	2.5	125	.096
1N5263	56	2.2	150	.096
1N5264	60	2.1	170	.097
1N5265	62	2.0	185	.097
1N5266	68	1.8	230	.097

†Standard tolerance of ±10%. "A" suffix is ±10% tolerance and "B" suffix is ±5% tolerance.  
‡Zener impedance is derived from the 1kHz voltage created when AC current with RMS value of 10% of DC zener test current is superimposed on the test current.

**DO-35 Case**



**500mW**

**DO-35 Case**

Type†	Nominal Zener Voltage	"A"‡ Suffix	"B"‡ Suffix	"C"‡ Suffix	"D"‡ Suffix	Test‡ Current	Maximum Temperature Junction
		Zzt @ Izt	Zzt @ Izt	Zzt @ Izt	Zzt @ Izt		
	Vz @ Izt	Ω	Ω	Ω	Ω	Izt	°C
	V	Ω	Ω	Ω	Ω	mA	
1N5988	3.3	100	100	100	100	5	200J
1N5989	3.6	95	95	95	95		
1N5990	3.9	95	90	90	90		
1N5991	4.3	90	88	88	88		
1N5992	4.7	90	70	70	70	5	200J
1N5993	5.1	88	50	50	50		
1N5994	5.6	70	25	25	25		
1N5995	6.2	50	10	10	10		
1N5996	6.8	25	8	8	8	5	200J
1N5997	7.5	10	7	7	7		
1N5998	8.2	15	7	7	7		
1N5999	9.1	18	10	10	10		
1N6000	10	22	15	15	15	5	200J
1N6001	11	25	18	18	18		
1N6002	12	32	22	22	22		
1N6003	13	36	25	25	25		
1N6004	14	42	32	32	32	5	200J
1N6005	16	48	36	36	36		
1N6006	18	55	42	42	42		
1N6007	20	62	48	48	48		
1N6008	22	70	55	55	55	5	200J
1N6009	24	78	62	62	62		
1N6010	27	88	70	70	70		
1N6011	30	95	78	78	78		
1N6012	33	110	88	88	88	5	200J
1N6013	36	130	95	95	95		
1N6014	39	170	130	130	130		
1N6015	43	180	150	150	150		
1N6016	47	200	170	170	170	5	200J
1N6017	51	225	180	180	180		
1N6018	56	240	200	200	200		
1N6019	62	265	225	225	225		
1N6020	68	280	240	240	240		

† Standard types are ±20% tolerance, suffix "A" denotes ±10%, suffix "B" denotes ±5%, suffix "C" denotes ±2%, suffix "D" denotes ±1%.  
‡ Zener Impedance is derived from the 1kHz voltage created when AC current with RMS value of ±10% of DC zener test current is superimposed on the test current.