




Series 57 Quick-Release Universal Zero-Insertion-Force DIP Test Socket

FEATURES

- Accepts Devices on 0.300 to 0.600 [7.62 to 15.24] Centers
- All Pin Count Sockets go into PCB with either 0.300 or 0.600 [7.62 or 15.24] Centers
- Quick-release Handle Swings Down to Open Contacts for Device Insertion; Releasing Handle Automatically Returns to Close onto Device Leads
- Handle Mounted on either Right- or Left-hand Side
- Solder into PCBs or Plugged into Any Socket



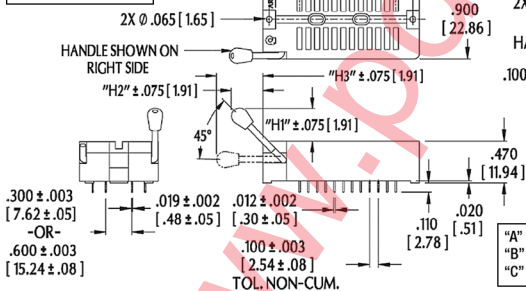
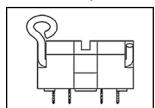
GENERAL SPECIFICATIONS

- **STANDARD SOCKET BODY:** Black UL 94V-0 Glass-filled Polyphenylene Sulfide (PPS)
- **HIGH-TEMP SOCKET BODY:** natural color Polyetheretherketone (PEEK)
- **HANDLE:** Stainless Steel
- **HANDLE KNOB:** Brass 360, 1/2-hard (no Knob on Loop handle)
- **CONTACT MATERIAL:** BeCu 172 per QQ-C-553; Spinodal; BeNi 360, 1/2-hard
- **ALL BeCu CONTACTS:** 50µ [1.27µ] min. Ni under plate per QQ-N-290, over plated with 200µ [5.08µ] min. matte Sn per ASTM B545-97; -OR- 200µ [5.08µ] min. 90/10 Sn/Pb per MIL-T-10727-11 10µ [0.25µ] min. Au per MIL-G-45204
- **SPINODAL CONTACT PLATING:** 50µ [1.27µ] min. NiB
- **HIGH-TEMPERATURE BeNi CONTACT PLATING:** 50µ [1.27µ] NiB
- **CONTACT CURRENT RATING:** 1 amp
- **INSULATION RESISTANCE:** 1000 MΩ min.
- **DIELECTRIC WITHSTANDING VOLTAGE:** 1000 VAC
- **LIFE CYCLE:** 25,000 to 50,000 cycles
- **OPERATING TEMPERATURE:** min. -85°F [-65°C]; max. 221°F [105°C] for Sn plating, 302°F [150°C] for Au plating, 392°F [200°C] for NiB plating, 482°F [250°C] for high-temp socket
- **RETENTION FORCE (closed):** 55g/pin based on a 0.020 [0.51] dia. test lead
- **ACCEPTS LEADS:** 0.015-0.035 [0.38-0.89] wide, 0.110-0.280 [2.79-7.11] long

MOUNTING CONSIDERATIONS

- See **SOCKET FOOTPRINT** below

LOOP HANDLE (shown left side)



ORDERING INFORMATION

XX-X 57 X-X X

Plating

- 0 = Sn over Ni
- 0TL = Sn/Pb over Ni
- 1 = Au over Ni
- 6 = NiB (Spinodal)
- 8 = Hi-temp Socket

Termination

- 1 = Solder Pin Tail

45° Handle Options

- 0 = Long Handle, Right Side
- 1 = Long Handle, Left Side
- 2 = Short Handle, Right Side
- 3 = Short Handle, Left Side
- 4 = Loop Handle, Right Side *
- 5 = Loop Handle, Left Side *

Series

- Row-to-Row Spacing (btm)
- 3 = 0.300 [7.62]
- 6 = 0.600 [15.24] (Std)

Pins

- 24, 28, 32, 36, 40, 42, 44, 48

* Hi-Temp Socket Only

Handle	Dim "H1"	Dim. "H2"	Dim "H3"
Long w/ Knob	0.568 [14.43]	0.300 [7.62]	0.471 [11.96]
Short w/ Knob	0.317 [8.05]	0.400 [10.16]	0.252 [6.40]
Loop (no Knob)	0.270 [6.86]	0.193 [4.90]	0.405 [10.29]

ALL DIMENSIONS: INCHES [MILLIMETERS]

ALL TOLERANCES: ±0.005 [0.13] UNLESS OTHERWISE SPECIFIED

FITS TEST SOCKET RECEPTACLE XX-6556-XX, SEE DATA SHEET 10003

CONSULT FACTORY FOR OTHER SIZES AND CONFIGURATIONS

CUSTOMIZATION: ARIES SPECIALIZES IN CUSTOM DESIGN AND PRODUCTION. SPECIAL MATERIALS, PLATINGS, SIZES, AND CONFIGURATIONS CAN BE FURNISHED, DEPENDING ON QUANTITY.

ARIES RESERVES THE RIGHT TO CHANGE PRODUCT GENERAL SPECIFICATIONS WITHOUT NOTICE

PRINTOUTS OF THIS DOCUMENT MAY BE OUT-OF-DATE AND SHOULD BE CONSIDERED UNCONTROLLED



2609 Bartram Road • Bristol, PA 19007-6810 USA
 TEL 215-781-9956 • FAX 215-781-9845
 WWW.ARIESELEC.COM • INFO@ARIESELEC.COM



10019
 Rev. 1.6
 1 of 1

Mouser Electronics

Authorized Distributor

Click to View Pricing, Inventory, Delivery & Lifecycle Information:

Aries Electronics:

[32-3572-11](#) [40-6574-10](#) [44-3575-18](#) [44-3575-10](#) [44-3575-16](#) [44-6575-16](#) [44-6575-11](#) [44-3575-11](#) [44-3574-11](#)
[44-6574-11](#) [44-6574-16](#) [44-3574-16](#) [44-6574-18](#) [44-6574-10](#) [44-3574-18](#) [44-3574-10](#) [40-6574-18](#) [40-3574-10](#) [40-](#)
[3574-18](#) [40-3574-16](#) [40-6574-16](#) [40-6574-11](#) [40-3574-11](#) [48-3574-16](#) [48-6574-16](#) [48-3574-18](#) [48-3574-10](#) [48-](#)
[6574-10](#) [48-6574-18](#) [48-6574-11](#) [48-3574-11](#) [42-3574-11](#) [42-6574-16](#) [44-6573-10](#) [44-3573-10](#) [44-3573-16](#) [44-](#)
[6573-16](#) [44-6573-11](#) [44-3573-11](#) [28-6570-16](#) [28-3570-16](#) [28-6570-10](#) [28-3570-10](#) [28-6570-11](#) [48-3573-11](#) [48-](#)
[6573-11](#) [48-6573-16](#) [48-3573-16](#) [48-6573-10](#) [48-3573-10](#) [40-6573-11](#) [40-3573-11](#) [40-3573-10](#) [40-6573-10](#) [40-](#)
[6573-16](#) [40-3573-16](#) [24-6570-11](#) [24-3570-11](#) [24-3570-16](#) [24-6570-16](#) [24-3570-10](#) [24-6570-18](#) [24-6570-10](#) [32-](#)
[3574-16](#) [32-6574-16](#) [32-3574-10](#) [32-3574-18](#) [32-6574-18](#) [32-6574-10](#) [32-6574-11](#) [32-3574-11](#) [42-3573-11](#) [36-](#)
[3574-11](#) [36-6574-11](#) [36-6574-18](#) [36-6574-10](#) [36-3574-18](#) [36-3574-10](#) [36-3574-16](#) [36-6574-16](#) [36-3573-10](#) [36-](#)
[6573-10](#) [36-6573-16](#) [36-3573-16](#) [36-3573-11](#) [36-6573-11](#) [42-3572-11](#) [32-3573-11](#) [32-6573-11](#) [32-6573-10](#) [32-](#)
[3573-10](#) [32-3573-16](#) [32-6573-16](#) [44-3572-11](#) [44-6572-11](#) [44-6572-16](#) [44-3572-16](#) [44-6572-10](#) [44-3572-10](#) [40-](#)
[6572-10](#)